

US00D766173S

(12) **United States Design Patent**  
**Takahashi**

(10) **Patent No.:** **US D766,173 S**

(45) **Date of Patent:** **\*\* Sep. 13, 2016**

(54) **TIRE**

(71) Applicant: **Toyo Tire & Rubber Co., Ltd.**,  
Osaka-shi, Osaka (JP)

(72) Inventor: **Souichi Takahashi**, Osaka (JP)

(73) Assignee: **Toyo Tire & Rubber Co., Ltd.**, Osaka  
(JP)

(\*\*) Term: **15 Years**

(21) Appl. No.: **29/530,964**

(22) Filed: **Jun. 22, 2015**

(30) **Foreign Application Priority Data**

Mar. 4, 2015 (JP) ..... 2015-004738

(51) **LOC (10) Cl.** ..... **12-15**

(52) **U.S. Cl.**  
USPC ..... **D12/601**

(58) **Field of Classification Search**  
USPC ..... D12/559, 564, 594, 595, 598, 600, 601,  
D12/602, 603  
CPC ..... B60C 11/0306  
See application file for complete search history.

(56) **References Cited**

**U.S. PATENT DOCUMENTS**

D402,942 S	*	12/1998	Custons, Jr.	.....	D12/585
D403,994 S	*	1/1999	Williams	.....	D12/595
D420,953 S	*	2/2000	Poling	.....	D12/600
D421,584 S	*	3/2000	Lovell	.....	D12/600
D421,731 S	*	3/2000	Weber	.....	D12/588
D433,355 S	*	11/2000	Markoff	.....	D12/601

D450,018 S	*	11/2001	Harris	.....	D12/601
D462,654 S	*	9/2002	Nopper	.....	D12/601
D485,803 S	*	1/2004	Hutz	.....	D12/601
D738,298 S	*	9/2015	Wang	.....	D12/600

**FOREIGN PATENT DOCUMENTS**

JP	952446 S	4/1996
JP	1014364 S	7/1998

\* cited by examiner

*Primary Examiner* — Robert M Spear

(74) *Attorney, Agent, or Firm* — Sterne, Kessler, Goldstein & Fox P.L.L.C.

(57) **CLAIM**

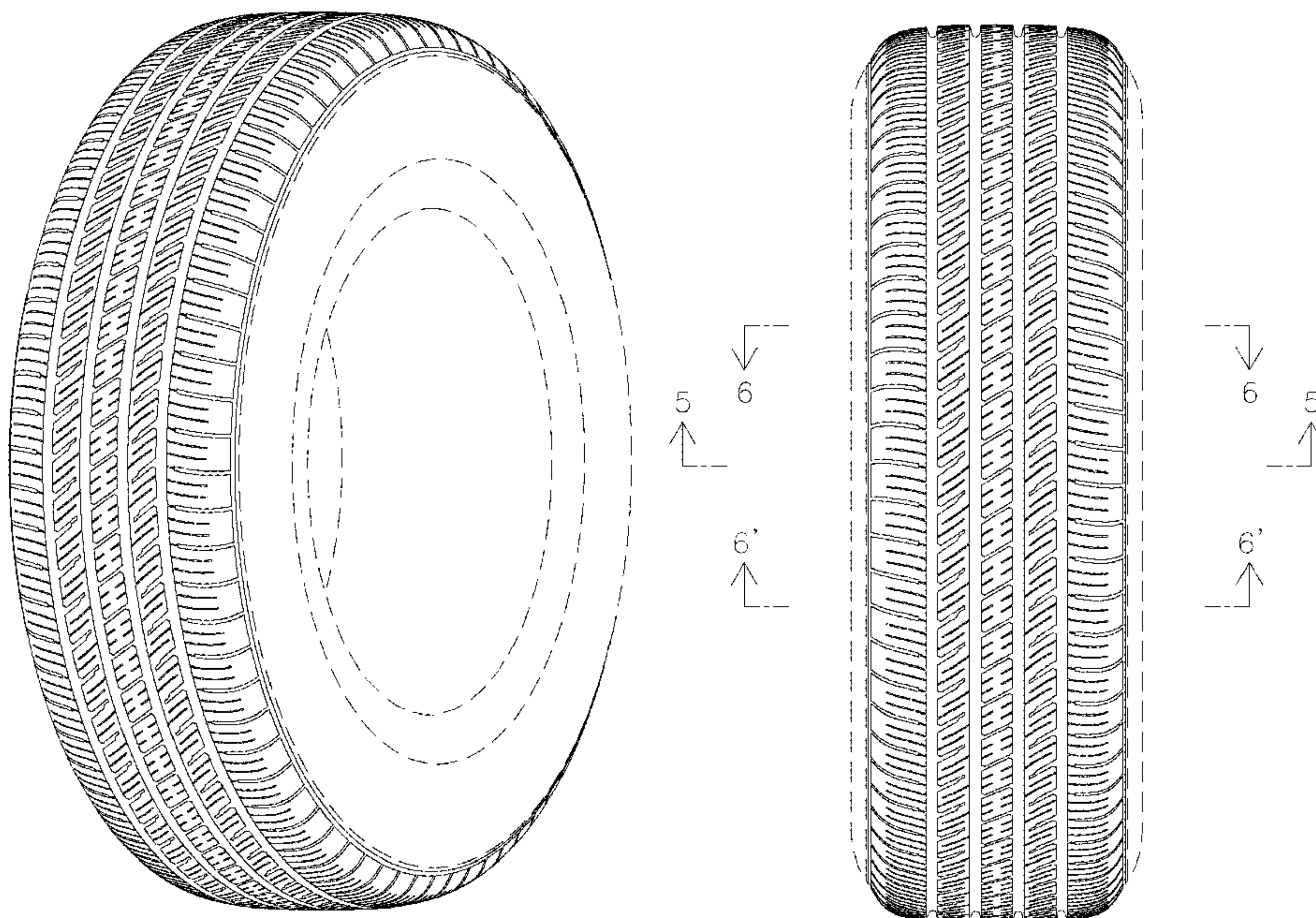
The ornamental design for a tire, as shown and described.

**DESCRIPTION**

FIG. 1 is a perspective view of a tire showing my new design;  
 FIG. 2 is a front view thereof, the rear view being the same;  
 FIG. 3 is a top plan view thereof, the bottom view being the same;  
 FIG. 4 is a right side view thereof, the left side view being the same;  
 FIG. 5 is an enlarged cross-sectional view taken along line 5-5 in FIG. 2; and,  
 FIG. 6 is an enlarged view taken along lines 6-6 and 6'-6' in FIG. 2.

In the drawings, the broken lines showing portions of the sidewall and inner bead depict portions of the tire that form no part of the claimed design.

**1 Claim, 6 Drawing Sheets**



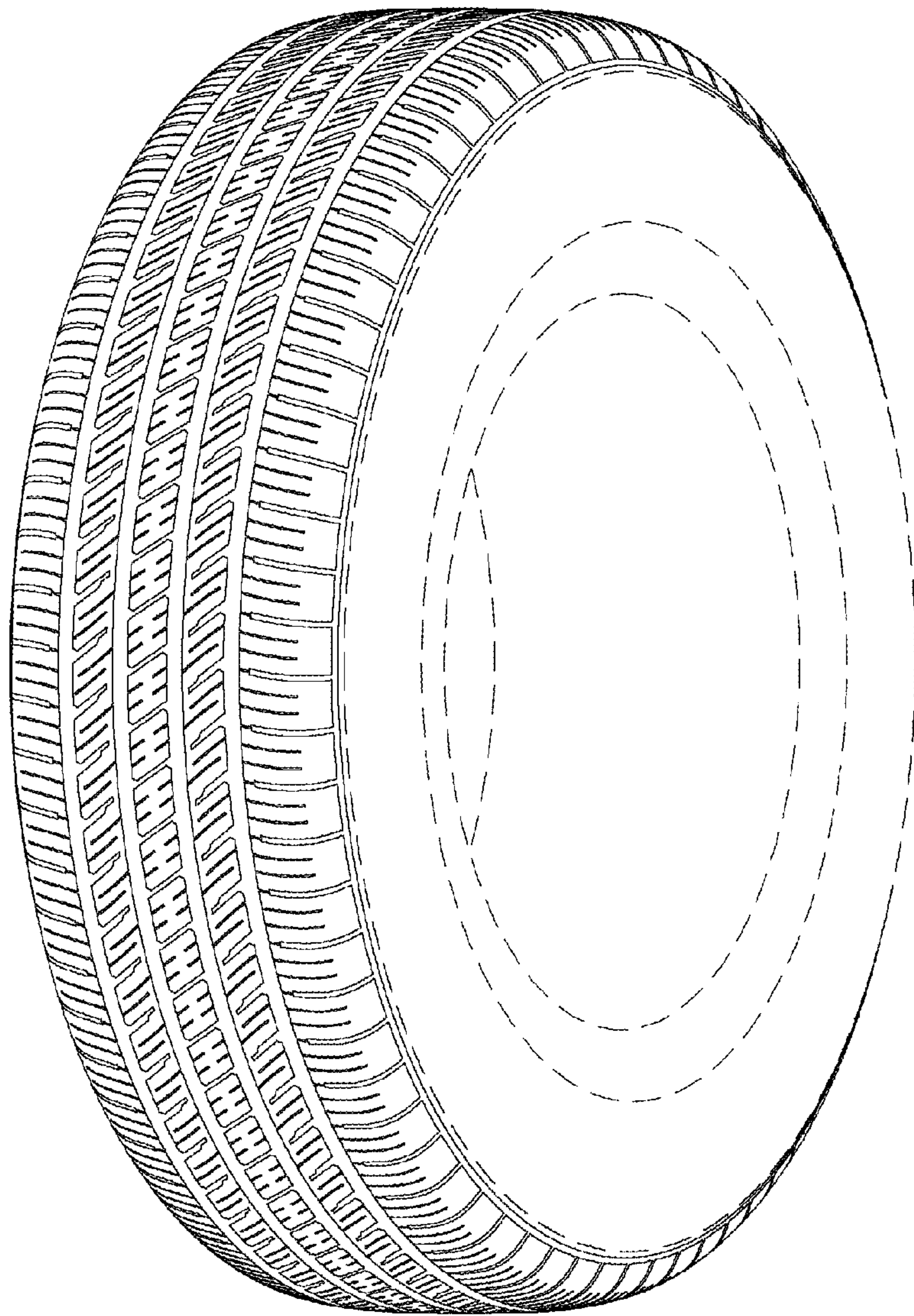


FIG. 1



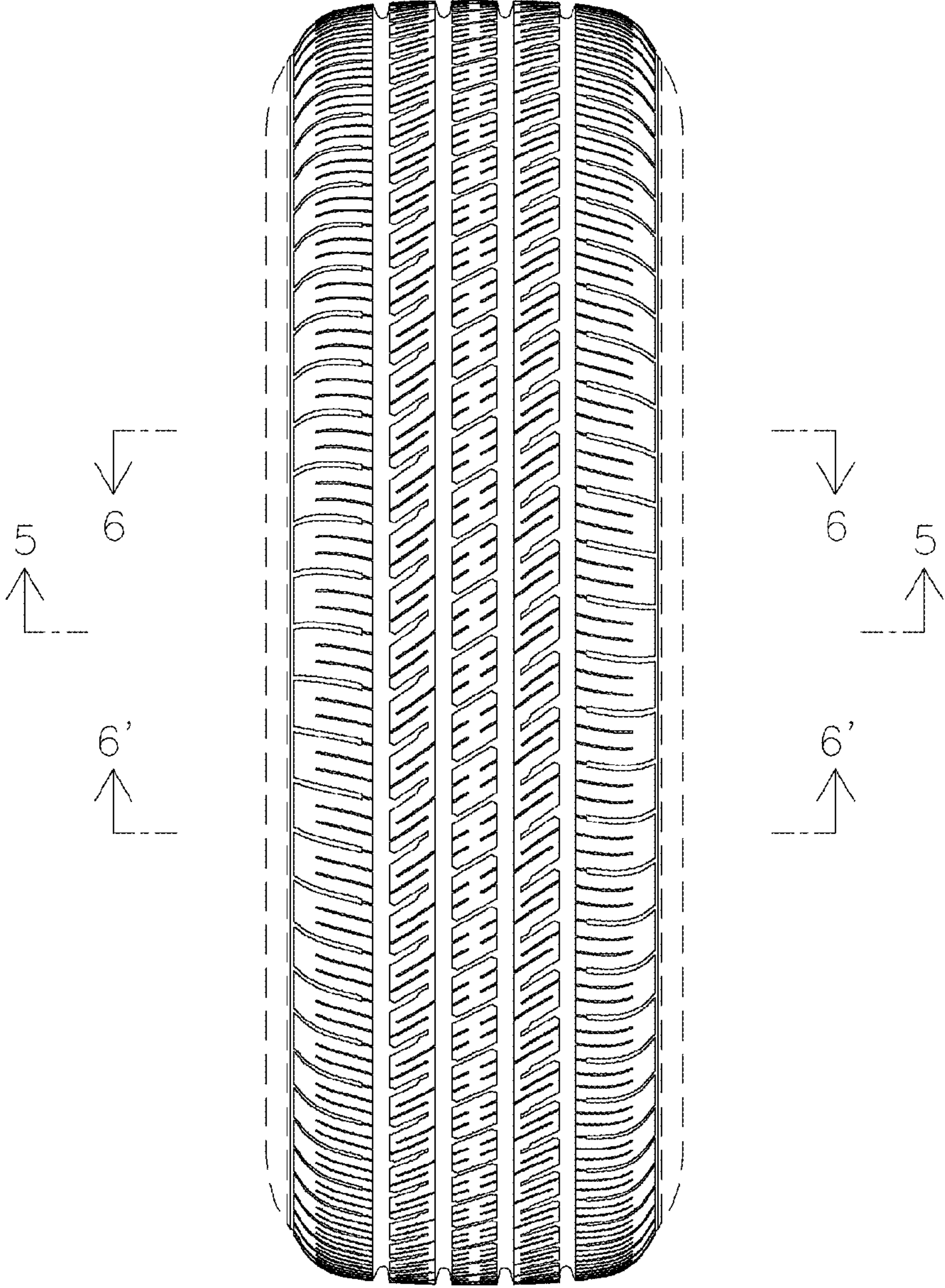


FIG. 2

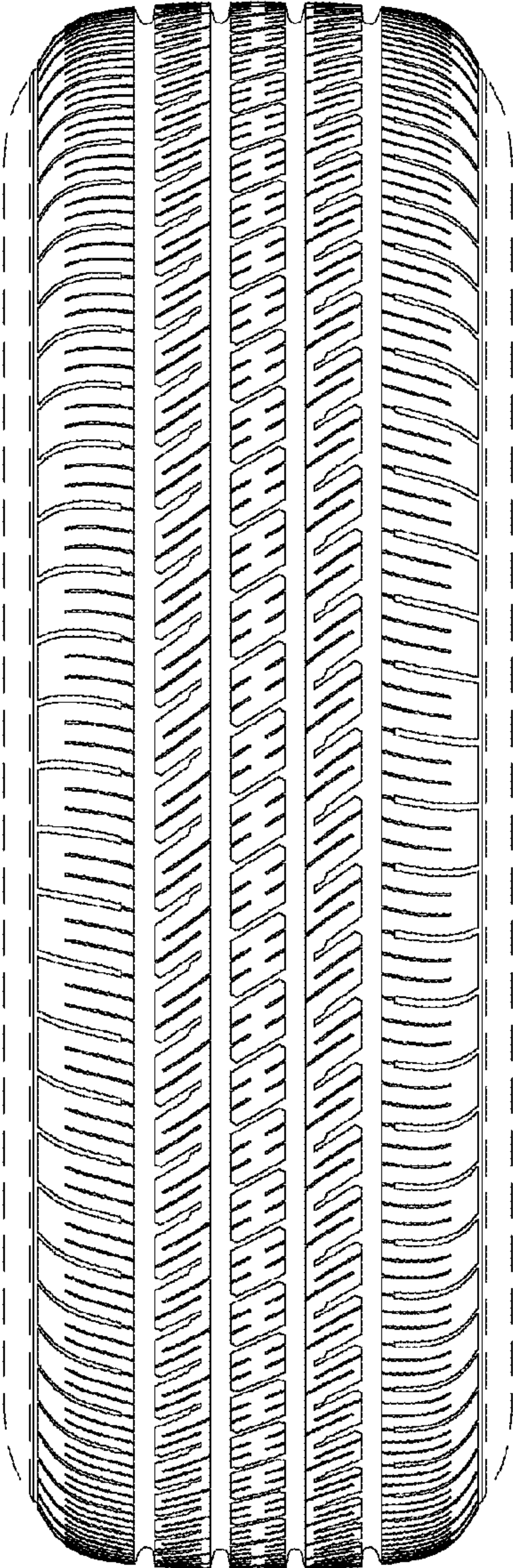


FIG. 3

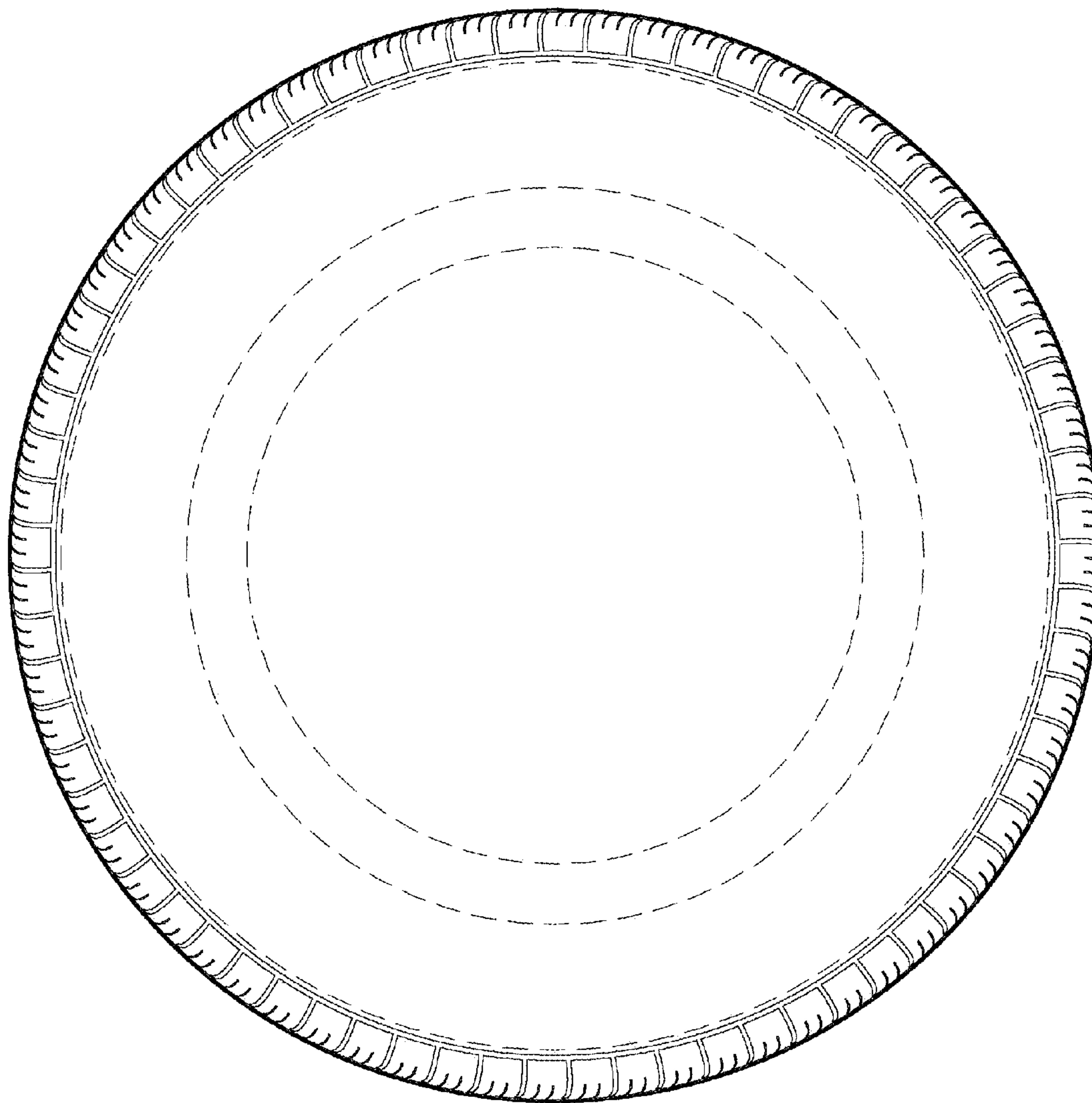


FIG. 4




FIG. 5

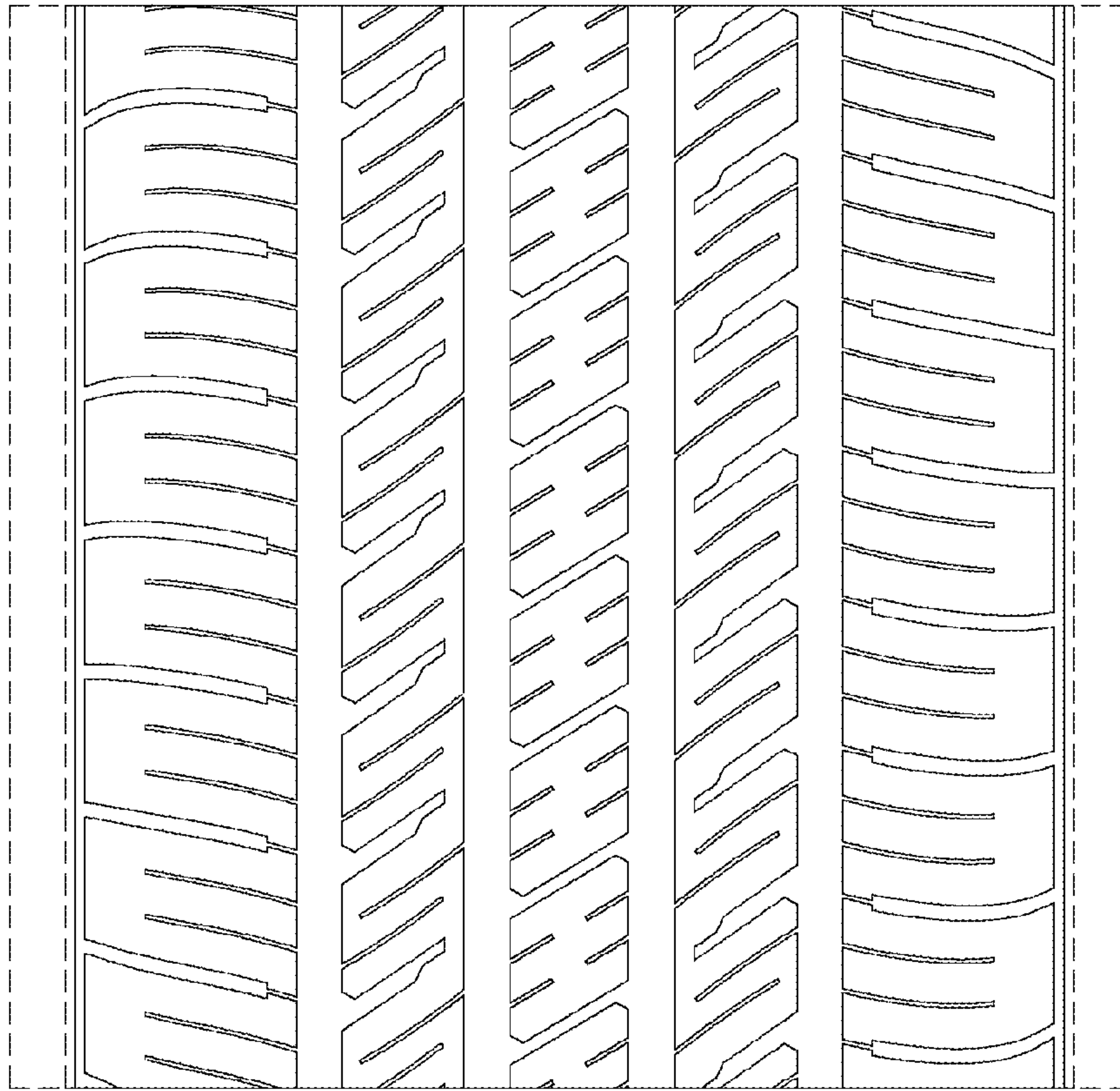


FIG. 6