



US00D766167S

(12) **United States Design Patent**
Chen

(10) **Patent No.:** **US D766,167 S**

(45) **Date of Patent:** **** Sep. 13, 2016**

(54) **TYRE**

D744,408 S * 12/2015 Chen D12/579
D751,029 S * 3/2016 Chen D12/544
D751,030 S * 3/2016 Chen D12/544

(71) Applicant: **CHENG SHIN RUBBER (XIAMEN) IND., LTD.**, Xiamen, Fujian (CN)

* cited by examiner

(72) Inventor: **Shiu-Hsiung Chen**, Xiamen (CN)

Primary Examiner — Robert M Spear

(73) Assignee: **CHENG SHIN RUBBER (XIAMEN) IND., LTD.**, Xiamen (CN)

Assistant Examiner — John Voytek

(**) Term: **14 Years**

(21) Appl. No.: **29/525,167**

(57) **CLAIM**

The ornamental design for a tyre, as shown and described.

(22) Filed: **Apr. 28, 2015**

(51) **LOC (10) Cl.** **12-15**

(52) **U.S. Cl.**
USPC **D12/579**

DESCRIPTION

(58) **Field of Classification Search**
USPC D12/500–604, 900
CPC B60C 1/0016; B60C 11/0306; B60C 11/0302; B60C 3/06; B60C 9/17
See application file for complete search history.

FIG. 1 is a first perspective view of a tyre showing my new design;

FIG. 2 is a second perspective view thereof;

FIG. 3 is a left side view thereof; and,

FIG. 4 is a front elevational view thereof.

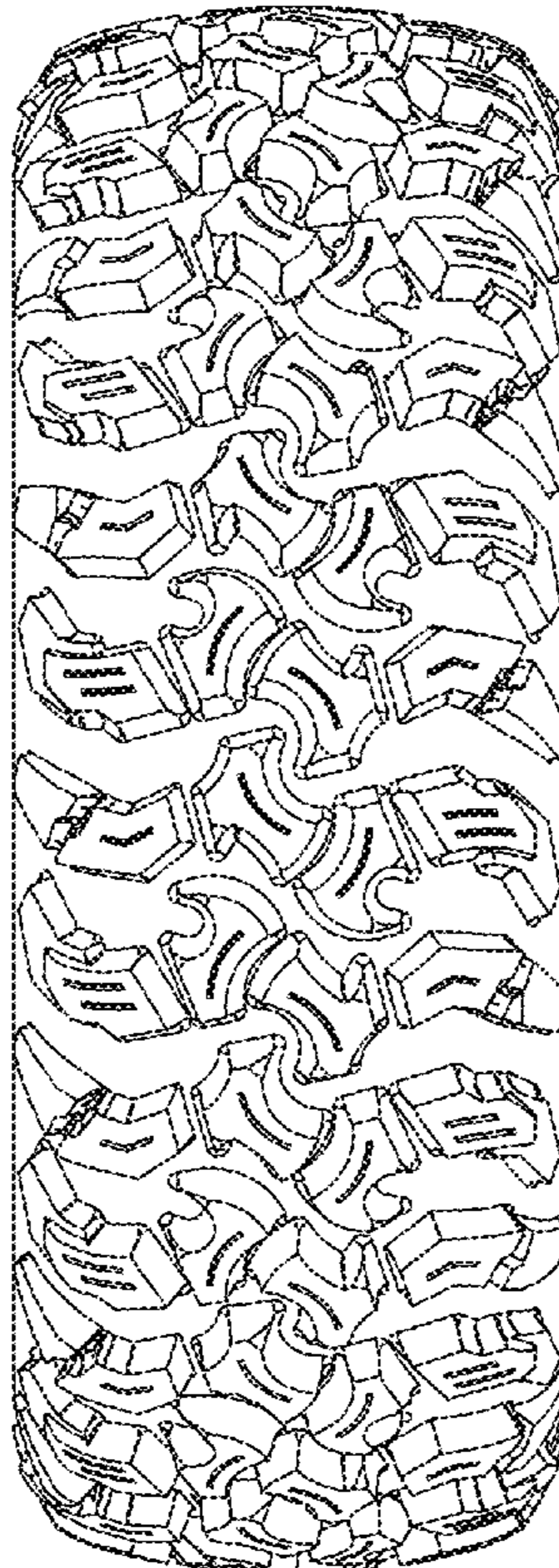
The broken lines are for illustrative purposes only and form no part of the claimed design.

(56) **References Cited**

U.S. PATENT DOCUMENTS

D565,501 S * 4/2008 Lo D12/544
D700,130 S * 2/2014 Chen D12/579
D744,407 S * 12/2015 Chen D12/579

1 Claim, 4 Drawing Sheets



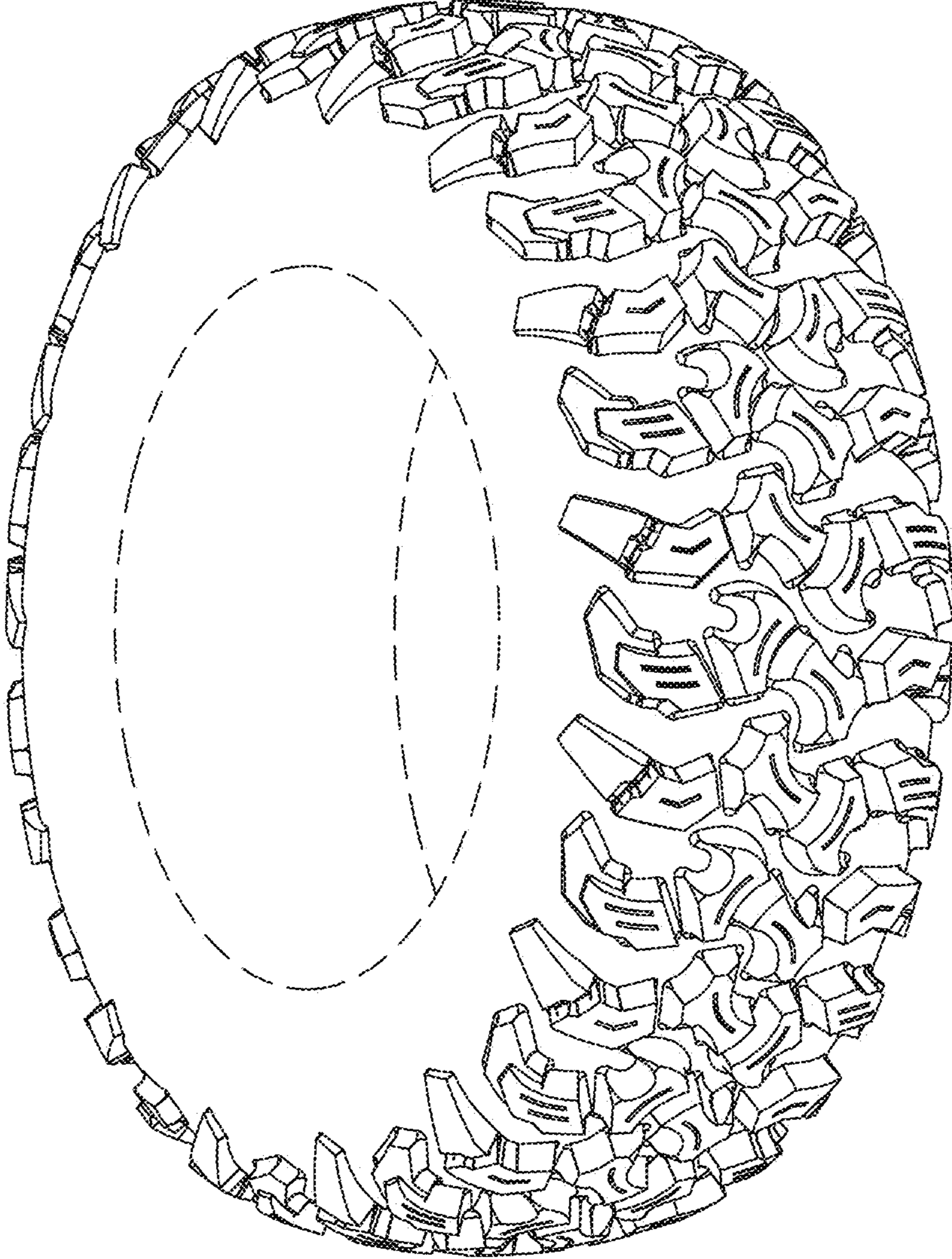


Fig. 1

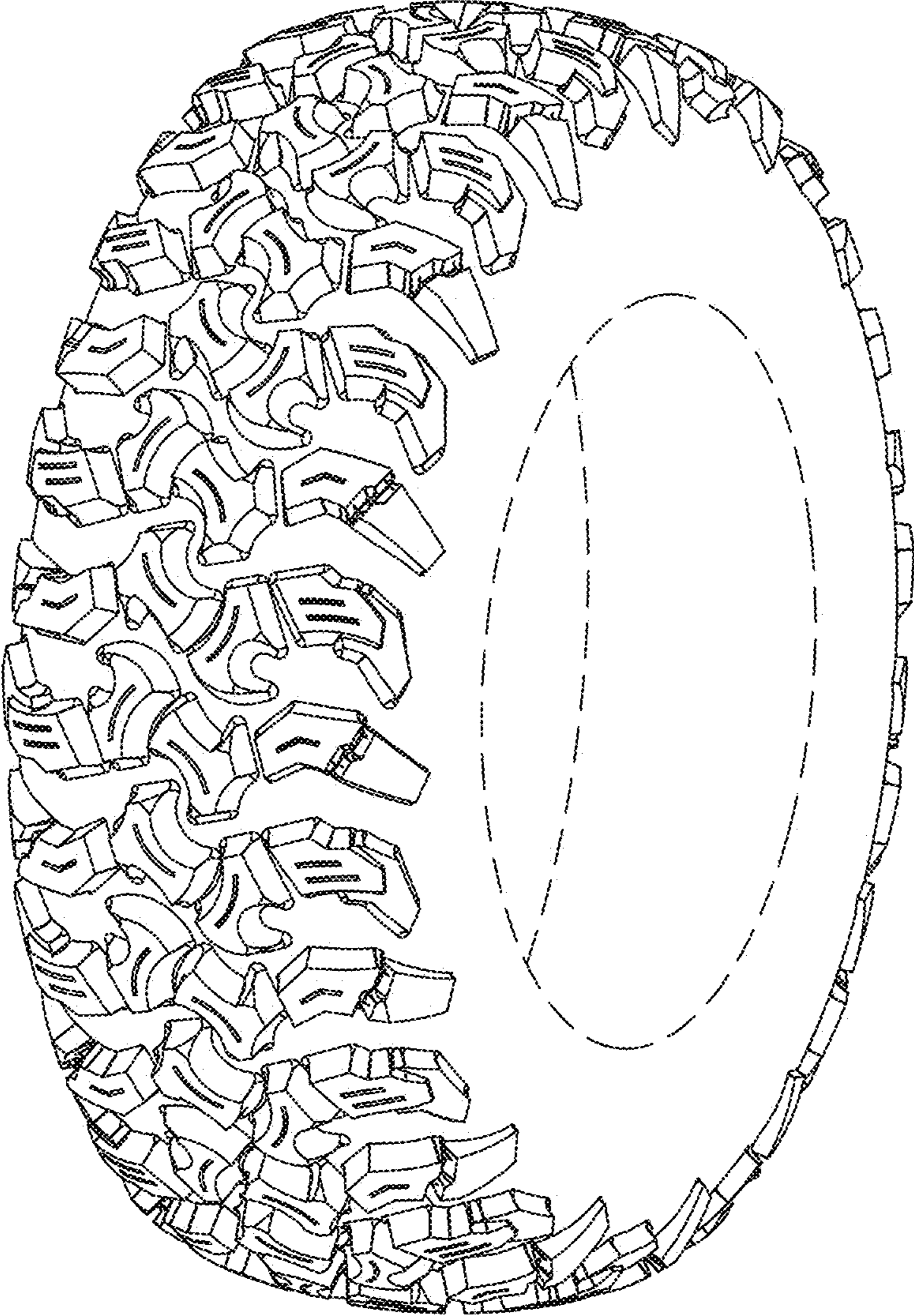


Fig. 2

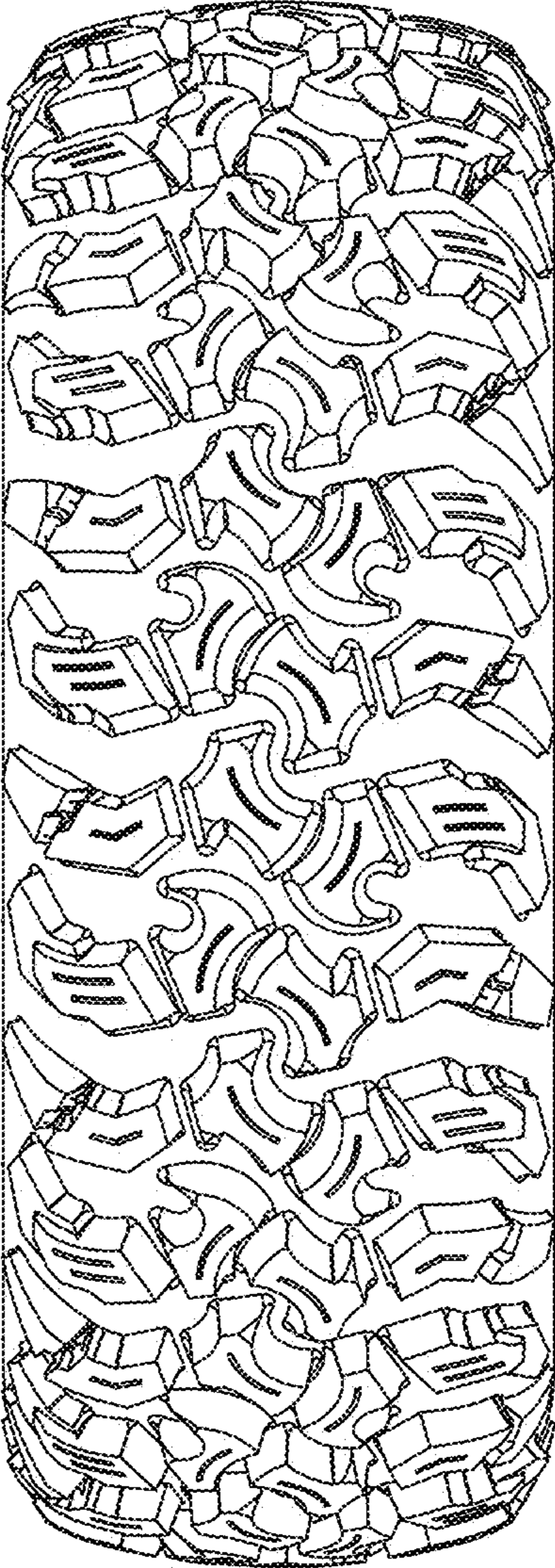


Fig. 3




Fig. 4