



US00D766164S

(12) **United States Design Patent**
Chen

(10) **Patent No.:** **US D766,164 S**

(45) **Date of Patent:** **** Sep. 13, 2016**

(54) **TIRE**

(71) Applicant: **CHENG SHIN RUBBER (XIAMEN) IND., LTD**, Xiamen, Fujian Province (CN)

(72) Inventor: **Shiu-Hsiung Chen**, Xiamen (CN)

(73) Assignee: **CHENG SHIN RUBBER (XIAMEN) IND., LTD**, Xiamen, Fujian Province (CN)

(**) Term: **14 Years**

(21) Appl. No.: **29/514,115**

(22) Filed: **Jan. 8, 2015**

(51) **LOC (10) Cl.** **12-15**

(52) **U.S. Cl.**
USPC **D12/544**

(58) **Field of Classification Search**
USPC D12/500, 512, 533-567, 571, 608
CPC B60C 11/0311; B60C 2011/0313;
B60C 11/1369; B60C 2200/14; B60C 11/11;
B60C 2200/08
See application file for complete search history.

(56) **References Cited**

U.S. PATENT DOCUMENTS

D449,804 S * 10/2001 Lo D12/544
D450,637 S * 11/2001 Lo D12/512

D522,450 S * 6/2006 Gerasimczuk D12/544
D524,725 S * 7/2006 Gerasimczuk D12/544
D628,953 S * 12/2010 Pringiers D12/544
D636,721 S * 4/2011 Wallet D12/579
D744,408 S * 12/2015 Chen D12/579

* cited by examiner

Primary Examiner — George D Kirschbaum

Assistant Examiner — Jennifer Watkins

(74) *Attorney, Agent, or Firm* — Muncy, Geissler, Olds & Lowe, P.C.

(57) **CLAIM**

The ornamental design for a tire, as shown and described.

DESCRIPTION


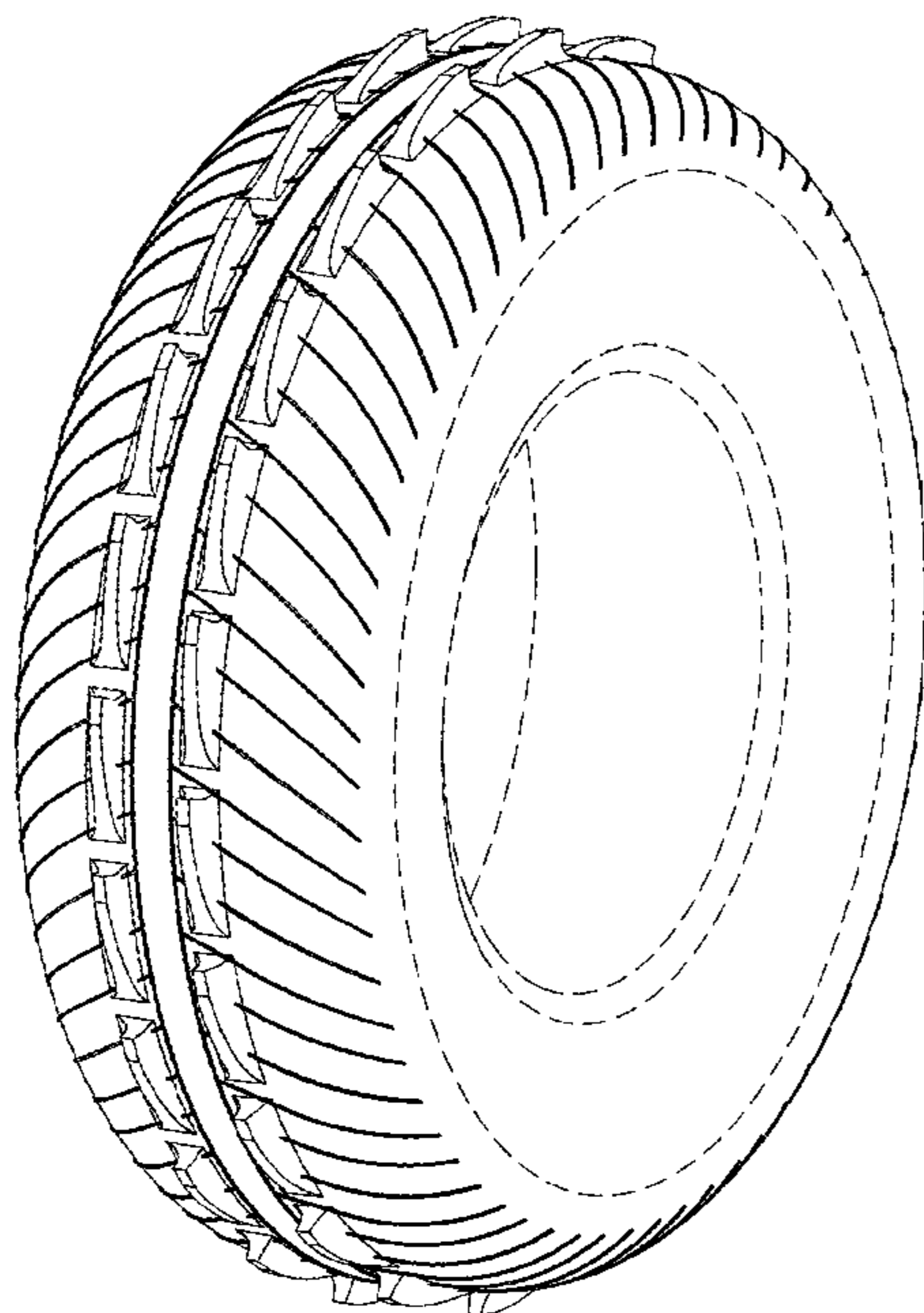
FIG. 1 is a perspective view of a tire showing my new design;

FIG. 2 is a front elevational view thereof; and,

FIG. 3 is a left side view thereof.

In the drawings, the broken lines defining the sidewall, inner bead and the peripheral boundary between the claimed tire tread and the unclaimed sidewall depict portions of a tire that form no part of the claim.

1 Claim, 3 Drawing Sheets



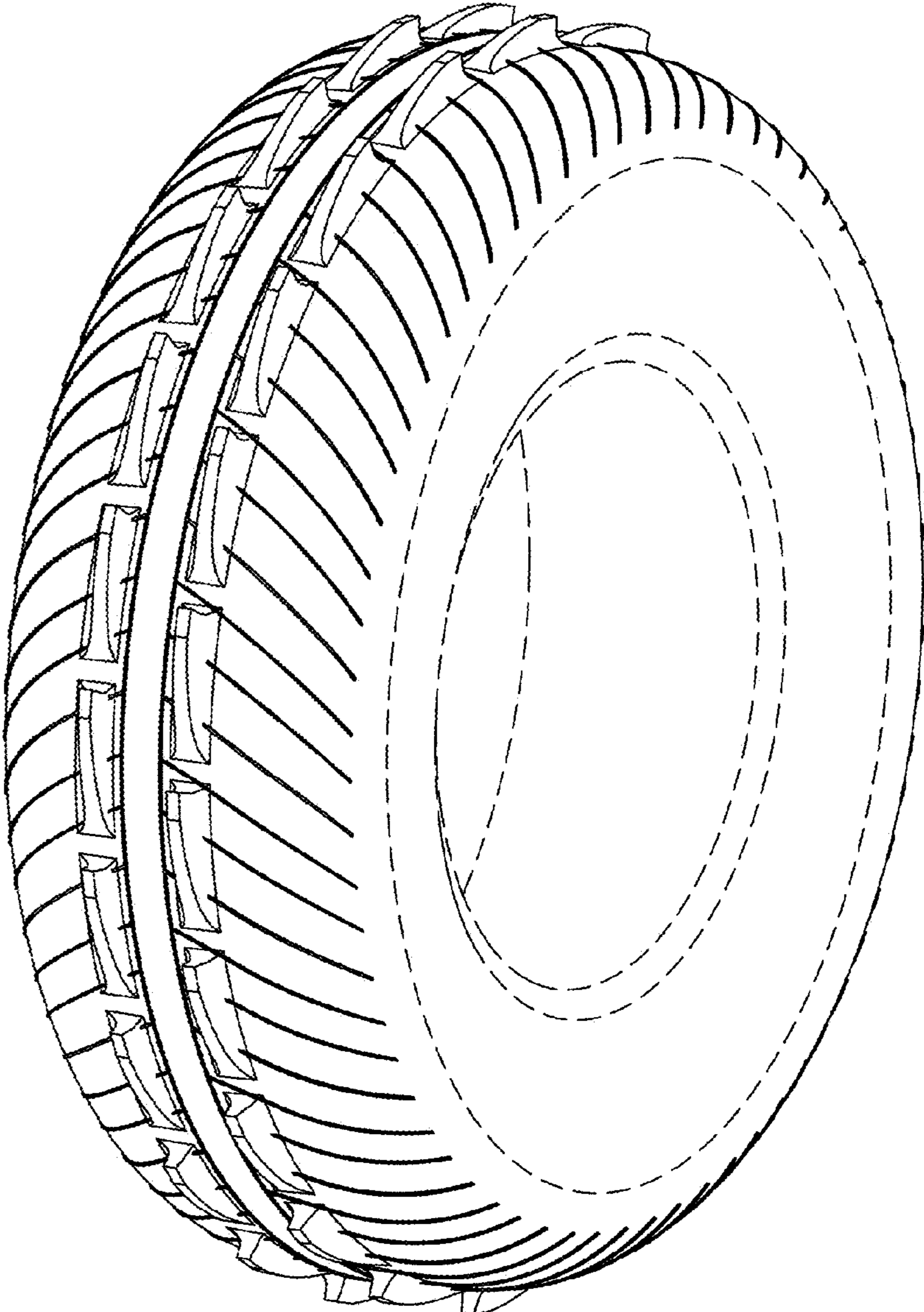


Fig. 1




Fig. 2

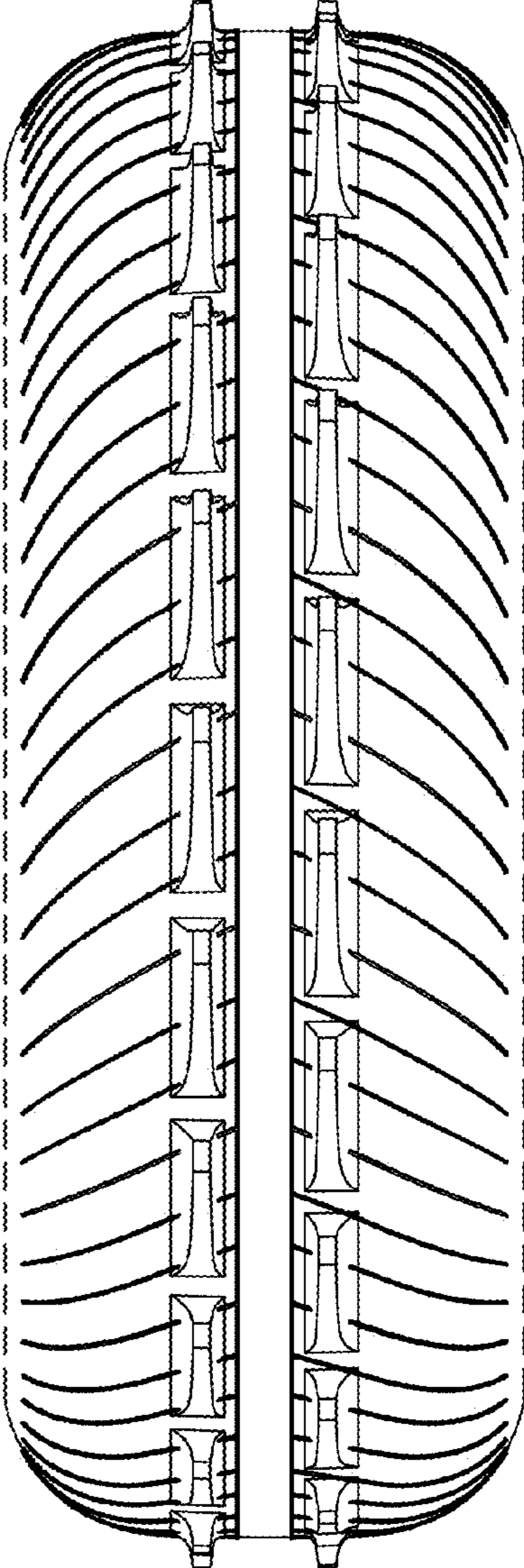


Fig. 3