



US00D766163S

(12) **United States Design Patent**
Hwangbo

(10) **Patent No.:** **US D766,163 S**

(45) **Date of Patent:** **** Sep. 13, 2016**

- (54) **BICYCLE TIRE**
- (71) Applicant: **Ui Hwangbo**, Daegu (KR)
- (72) Inventor: **Ui Hwangbo**, Daegu (KR)
- (**) Term: **14 Years**
- (21) Appl. No.: **29/513,922**
- (22) Filed: **Jan. 6, 2015**
- (51) **LOC (10) Cl.** **12-15**
- (52) **U.S. Cl.**
USPC **D12/534**
- (58) **Field of Classification Search**
USPC D12/500, 604, 534-537, 506-511,
D12/569-573
CPC B60C 5/04
See application file for complete search history.

- 2008/0223497 A1* 9/2008 Balzowski B60C 5/10
152/454
- 2014/0110030 A1* 4/2014 Krempel B60C 23/12
152/450

* cited by examiner

Primary Examiner — George D Kirschbaum

Assistant Examiner — Jennifer Watkins

(74) *Attorney, Agent, or Firm* — Novick, Kim & Lee, PLLC; Sang Ho Lee

(57) **CLAIM**

I claim the ornamental design for a bicycle tire, as shown and described.

DESCRIPTION

FIG. 1 is a perspective view of a bicycle tire according to the new design;
 FIG. 2 is a front elevational view thereof;
 FIG. 3 is a rear elevational view thereof;
 FIG. 4 is a left side elevational view thereof;
 FIG. 5 is a right side elevational view thereof;
 FIG. 6 is a top plan view thereof;
 FIG. 7 is a bottom plan view thereof;
 FIG. 8 is a partial perspective view of a section taken between line 8-8 of FIG. 1; and,
 FIG. 9 is a cross-section view taken along line 9-9 of FIG. 2.

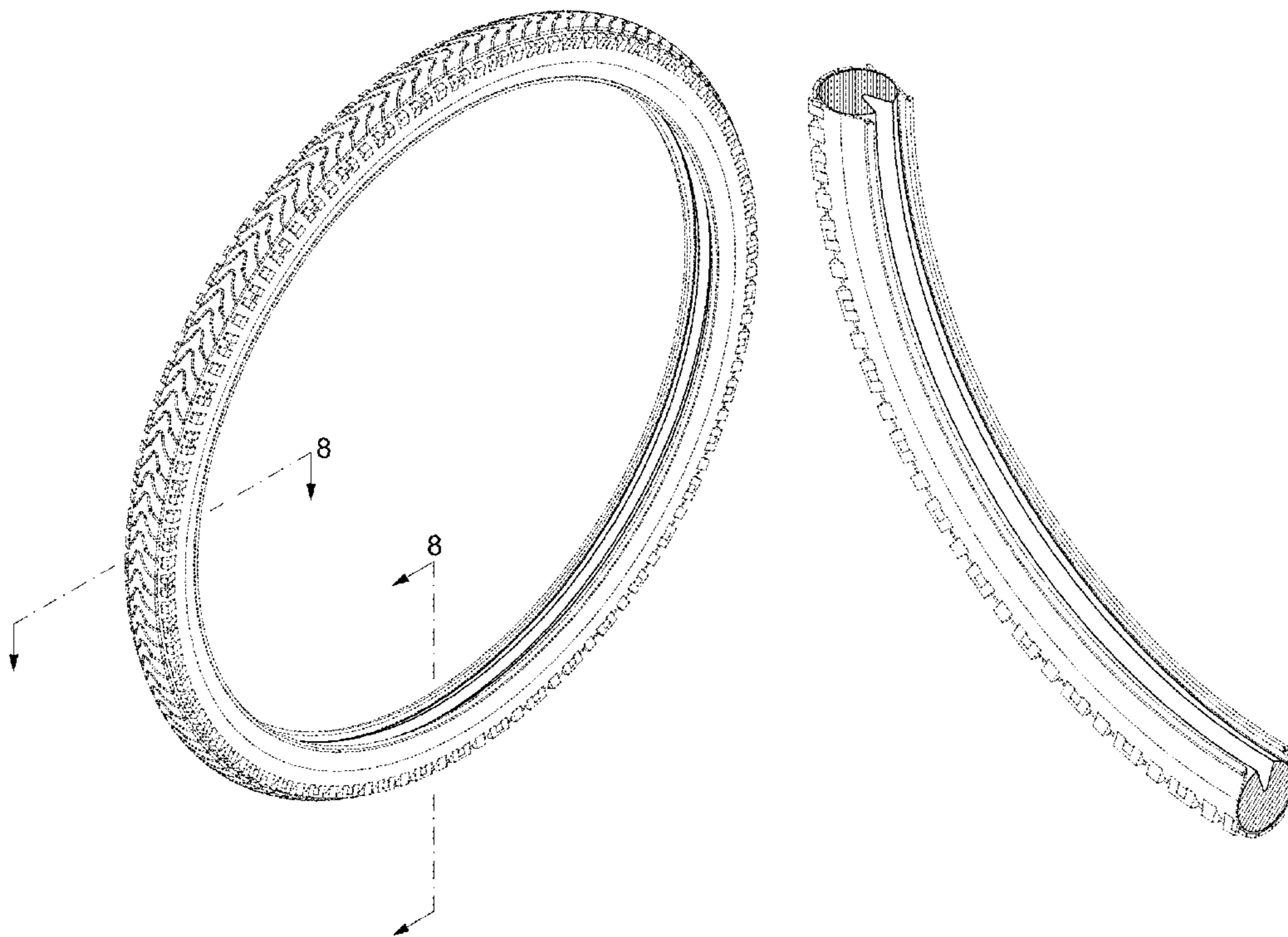
The broken lines in the drawings are for the purpose of illustrating portions of a bicycle tire that form no part of the claim.

(56) **References Cited**

U.S. PATENT DOCUMENTS

- D30,037 S * 1/1899 Haak 152/187
- D32,347 S * 3/1900 Miller D12/500
- 1,429,385 A * 9/1922 Warth B60C 5/04
152/508
- 1,449,692 A * 3/1923 Nall B60C 5/04
152/195
- D250,641 S * 12/1978 Ferguson D12/500
- D257,031 S * 9/1980 Maynard, Jr. D12/604
- D736,142 S * 8/2015 Delhommeau D12/534
- 2006/0076098 A1* 4/2006 Moreau B60C 5/04
152/511

1 Claim, 7 Drawing Sheets



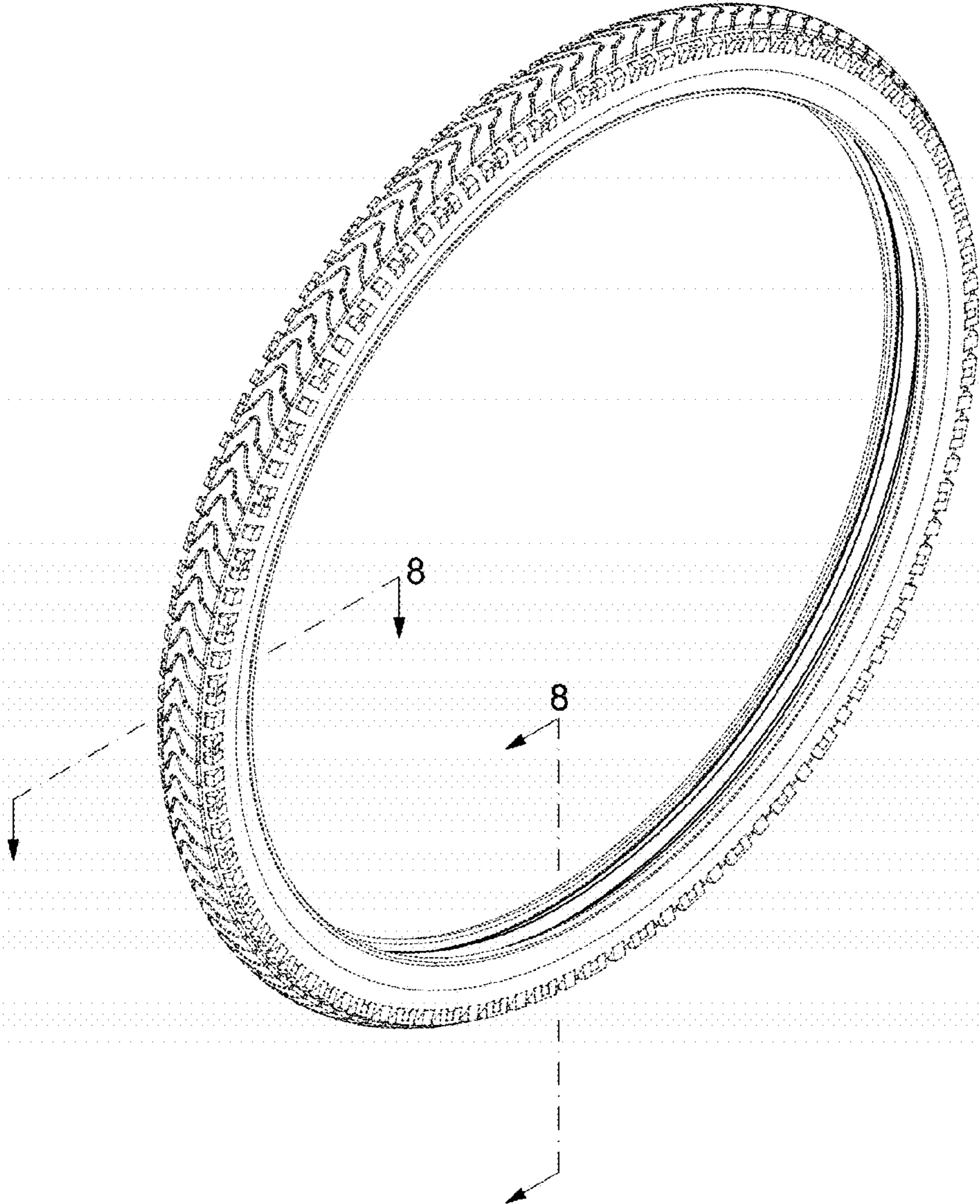


FIG. 1

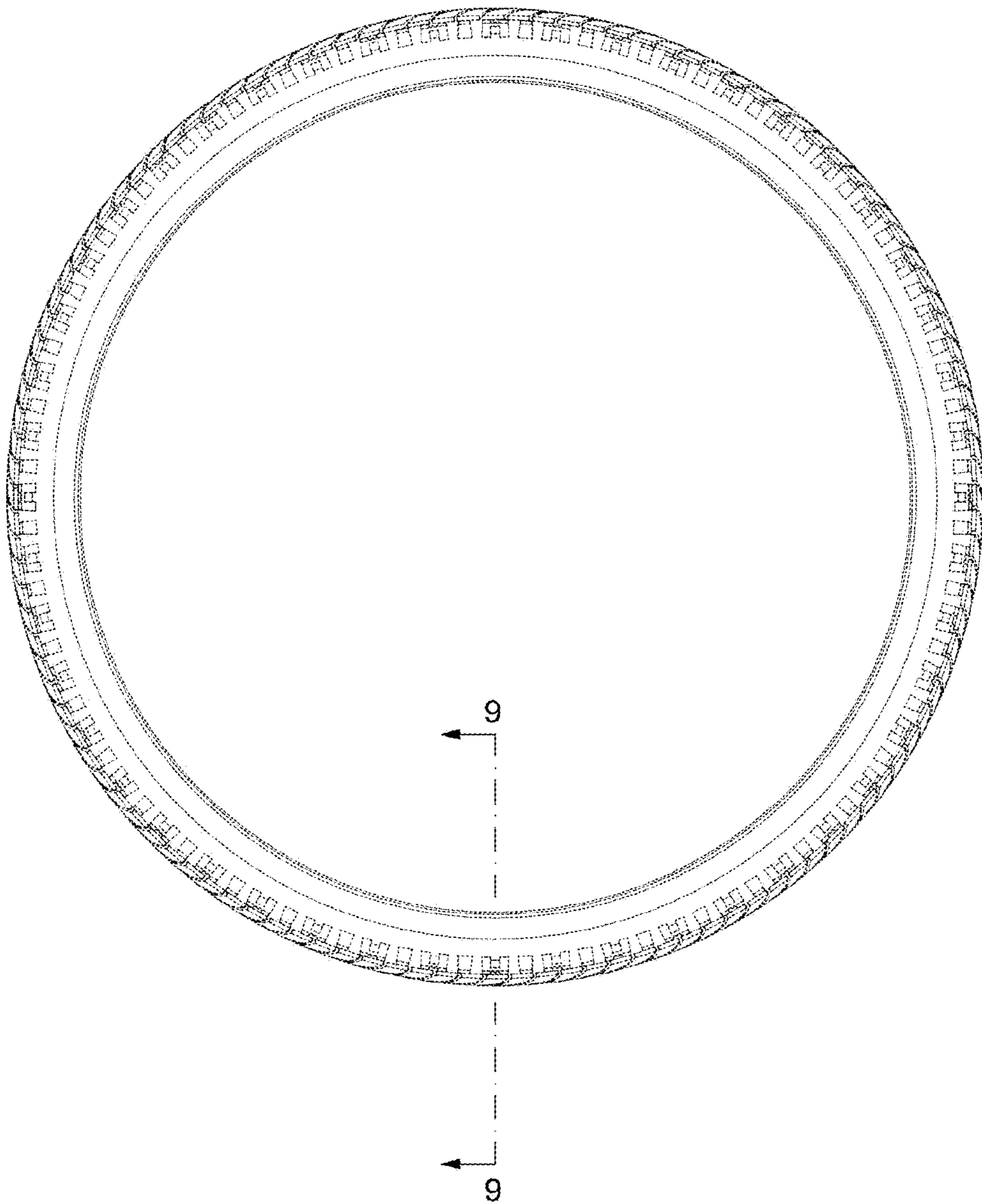


FIG. 2

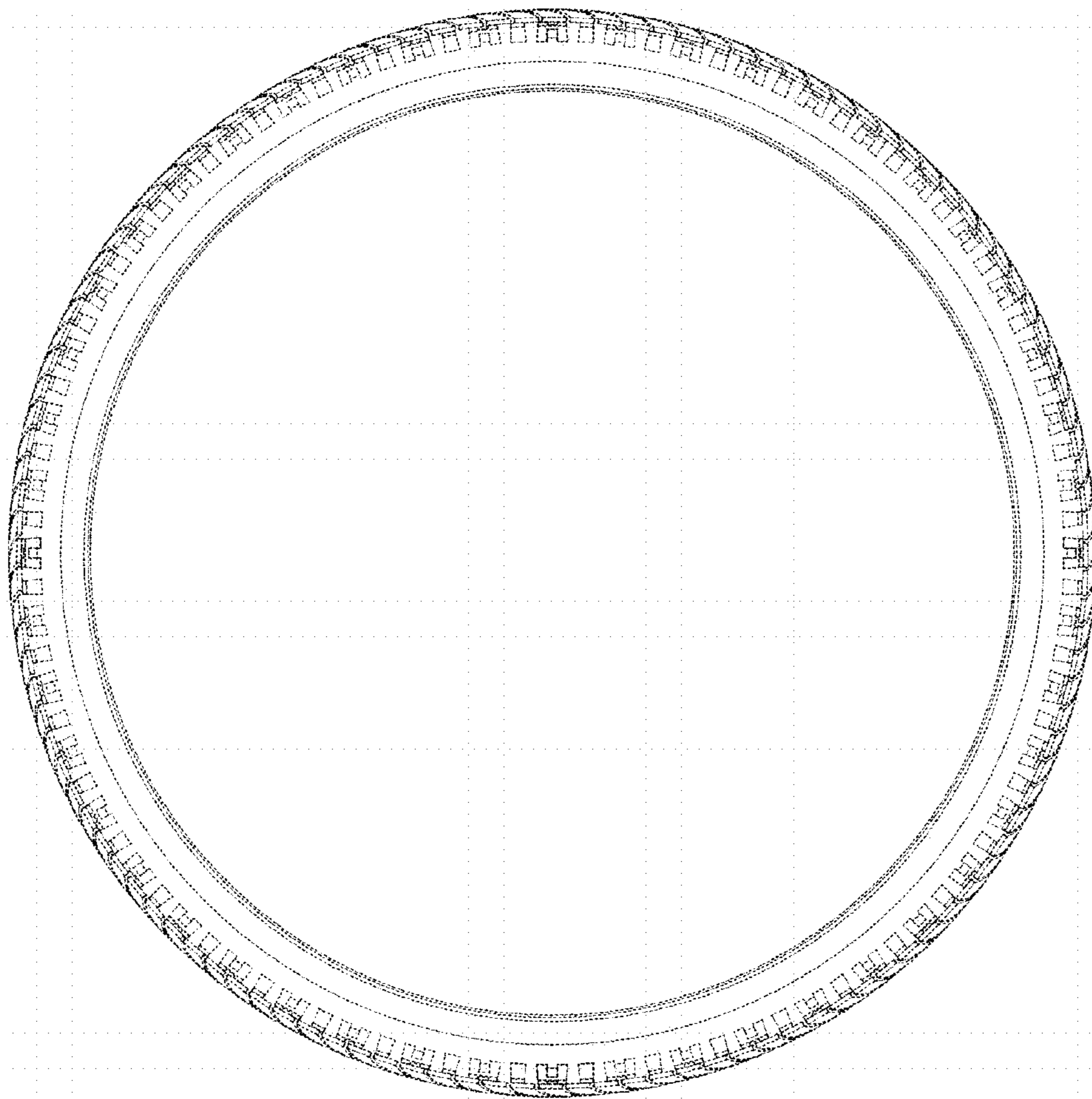


FIG. 3



FIG. 4



FIG. 5

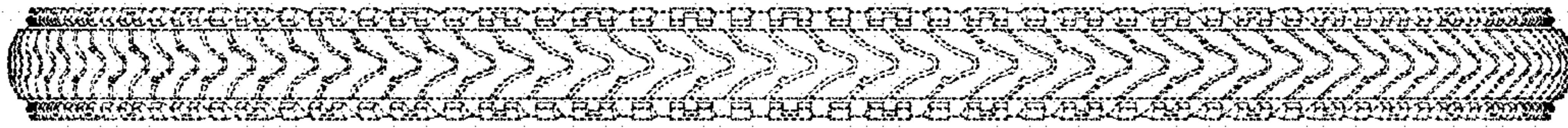


FIG. 6

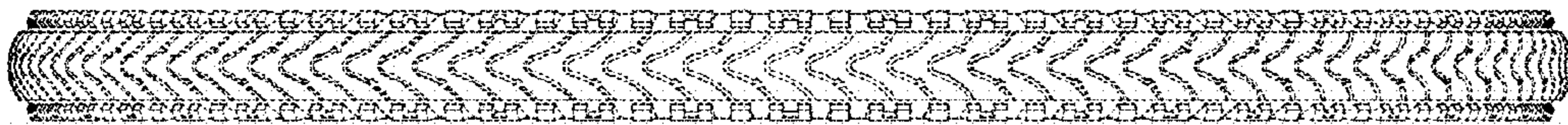


FIG. 7




FIG. 8

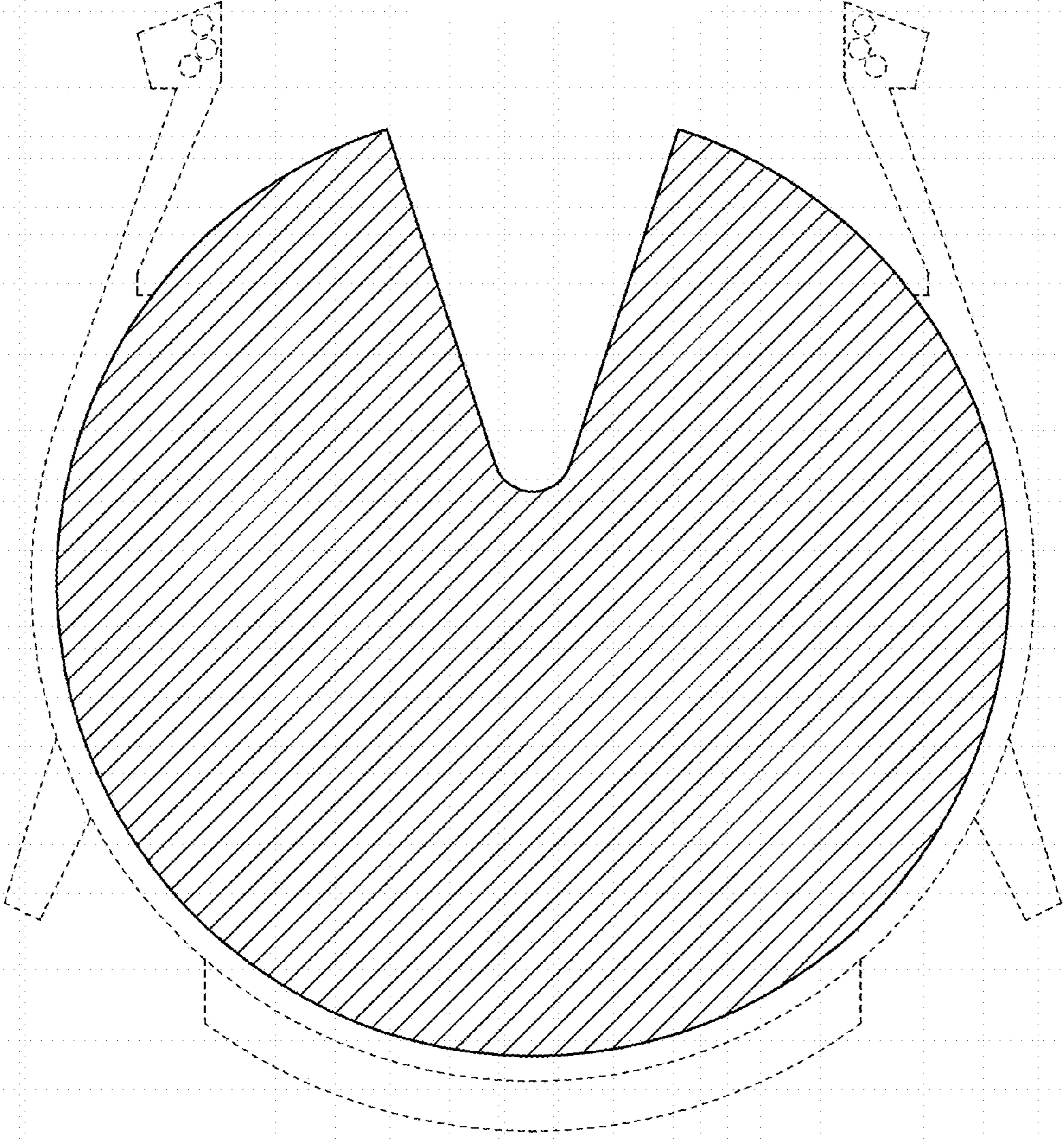


FIG. 9