

US00D766151S

(12) **United States Design Patent** (10) **Patent No.:** **US D766,151 S**  
**Faghihzhadeh** (45) **Date of Patent:** **\*\* Sep. 13, 2016**

(54) **REAR FENDER FOR A VEHICLE**  
(71) Applicant: **Bayerische Motoren Werke Aktiengesellschaft, Munich (DE)**  
(72) Inventor: **Nader Faghihzhadeh, Munich (DE)**  
(73) Assignee: **Bayerische Motoren Werke Aktiengesellschaft, Munich (DE)**  
(\*\*) Term: **15 Years**

D682,757 S \* 5/2013 Song ..... D12/196  
8,491,046 B2 \* 7/2013 Nagai ..... B62D 25/02  
296/146.6  
D691,540 S \* 10/2013 Kwon ..... D12/196  
D696,172 S \* 12/2013 Kawasaki ..... D12/196  
8,608,238 B2 \* 12/2013 Tanaka ..... B62D 25/04  
296/193.06  
D696,998 S \* 1/2014 Kwon ..... D12/196  
D699,170 S \* 2/2014 Okue ..... D12/184  
D741,761 S \* 10/2015 Mueller-Stolz ..... D12/184  
2011/0057476 A1 \* 3/2011 Beck ..... B62D 25/02  
296/181.2

(Continued)

(21) Appl. No.: **29/527,526**

**FOREIGN PATENT DOCUMENTS**

(22) Filed: **May 20, 2015**

WO DM/069623 6/2008  
WO DM/076560 2/2012

(30) **Foreign Application Priority Data**

*Primary Examiner* — Rosemary K Tarcza  
*Assistant Examiner* — Yolanda Robinson  
(74) *Attorney, Agent, or Firm* — Crowell & Moring LLP

Nov. 21, 2014 (DE) ..... 40 2014 101 119

(51) **LOC (10) Cl.** ..... **12-16**

(52) **U.S. Cl.**  
USPC ..... **D12/196**

(58) **Field of Classification Search**  
USPC ..... D12/88, 90, 91, 92, 181, 184, 196, 400;  
D21/424, 433, 434; 280/152.1, 727,  
280/770, 847, 848, 849; 296/181.1, 181.2,  
296/181.5  
CPC ..... B62D 25/02; B62D 25/04; B62D 25/16;  
B62D 25/161; B62D 25/168; B62D 25/18;  
B62D 25/184  
See application file for complete search history.

(57) **CLAIM**  
The ornamental design for a rear fender for a vehicle, as shown and described.

**DESCRIPTION**

This application contains subject matter related to the following co-pending U.S. design patent applications: Application Ser. No. 29/527,524, filed herewith and entitled "Vehicle, Toy, and/or Replicas Thereof"; and Application Ser. No. 29/527,520, filed herewith and entitled "Rear Fender for a Vehicle".

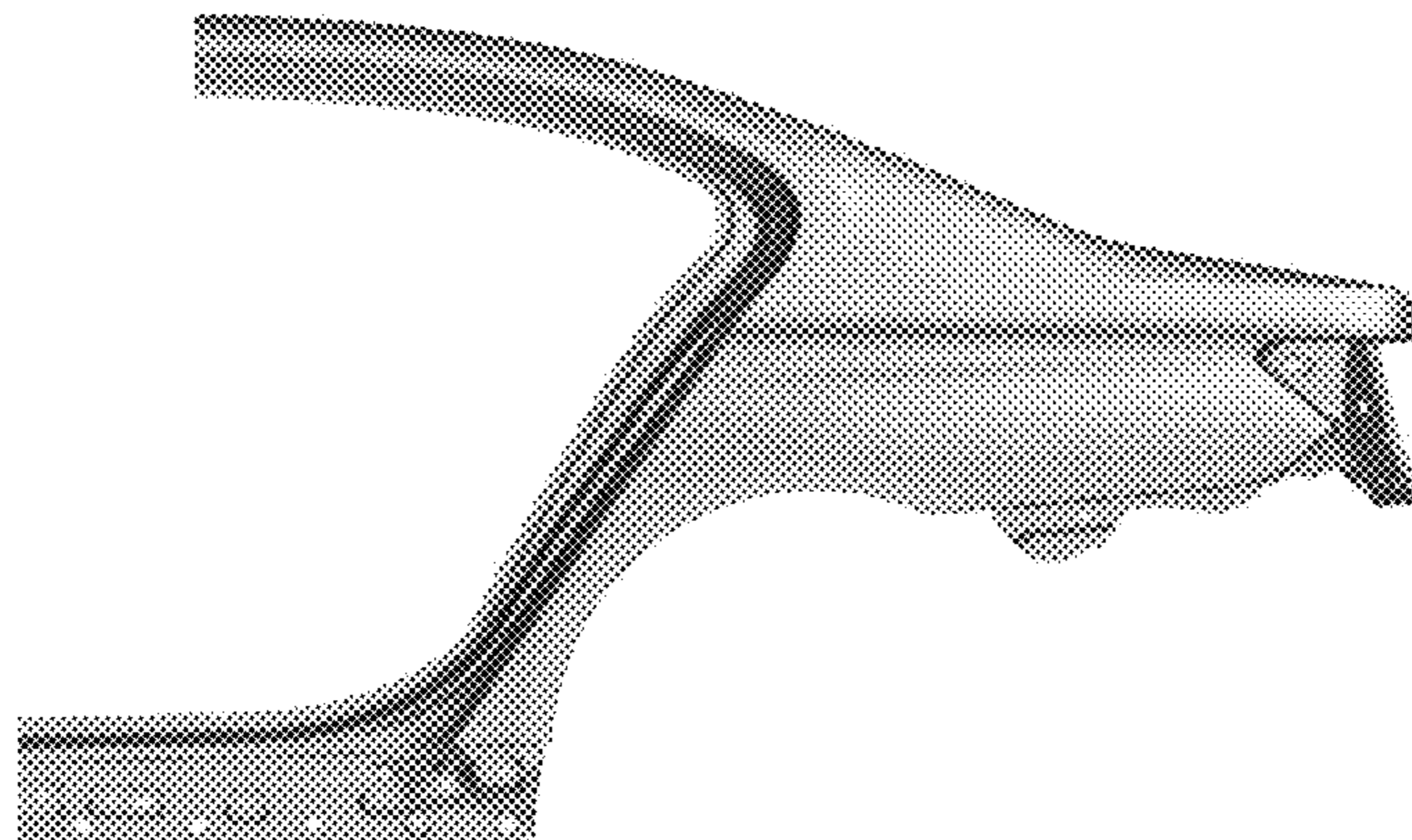
FIG. 1 is a front view of a rear fender for a vehicle according to the design;  
FIG. 2 is a left perspective view thereof;  
FIG. 3 is a right perspective view thereof;  
FIG. 4 is a left side view thereof;  
FIG. 5 is a right side view thereof;  
FIG. 6 is a top view thereof;  
FIG. 7 is a bottom view thereof; and,  
FIG. 8 is a rear view thereof.

**1 Claim, 8 Drawing Sheets**

(56) **References Cited**

**U.S. PATENT DOCUMENTS**

D512,673 S \* 12/2005 Nagashima ..... D12/196  
7,354,102 B2 \* 4/2008 Cave ..... B60R 13/0206  
296/1.08  
D597,004 S 7/2009 Habib  
D620,413 S \* 7/2010 Huet ..... D12/184  
D620,414 S \* 7/2010 Froehlich ..... D12/184  
D659,621 S \* 5/2012 Matsumoto ..... D12/184  
D660,214 S \* 5/2012 Cartabiano ..... D12/184  
D672,301 S \* 12/2012 Yamada ..... D12/196



# US D766,151 S

Page 2

---

(56)

## References Cited

### U.S. PATENT DOCUMENTS

2011/0233970 A1*	9/2011	Nagai .....	B62D 25/02 296/203.03	2015/0054309 A1*	2/2015	Kuenkler .....	B62D 25/02 296/187.11
2012/0200119 A1*	8/2012	Juettner .....	B62D 25/04 296/193.05	2015/0108792 A1*	4/2015	Mildner .....	B60K 15/05 296/198
				2016/0107700 A1*	4/2016	Kaneko .....	B62D 25/04 296/193.05

\* cited by examiner

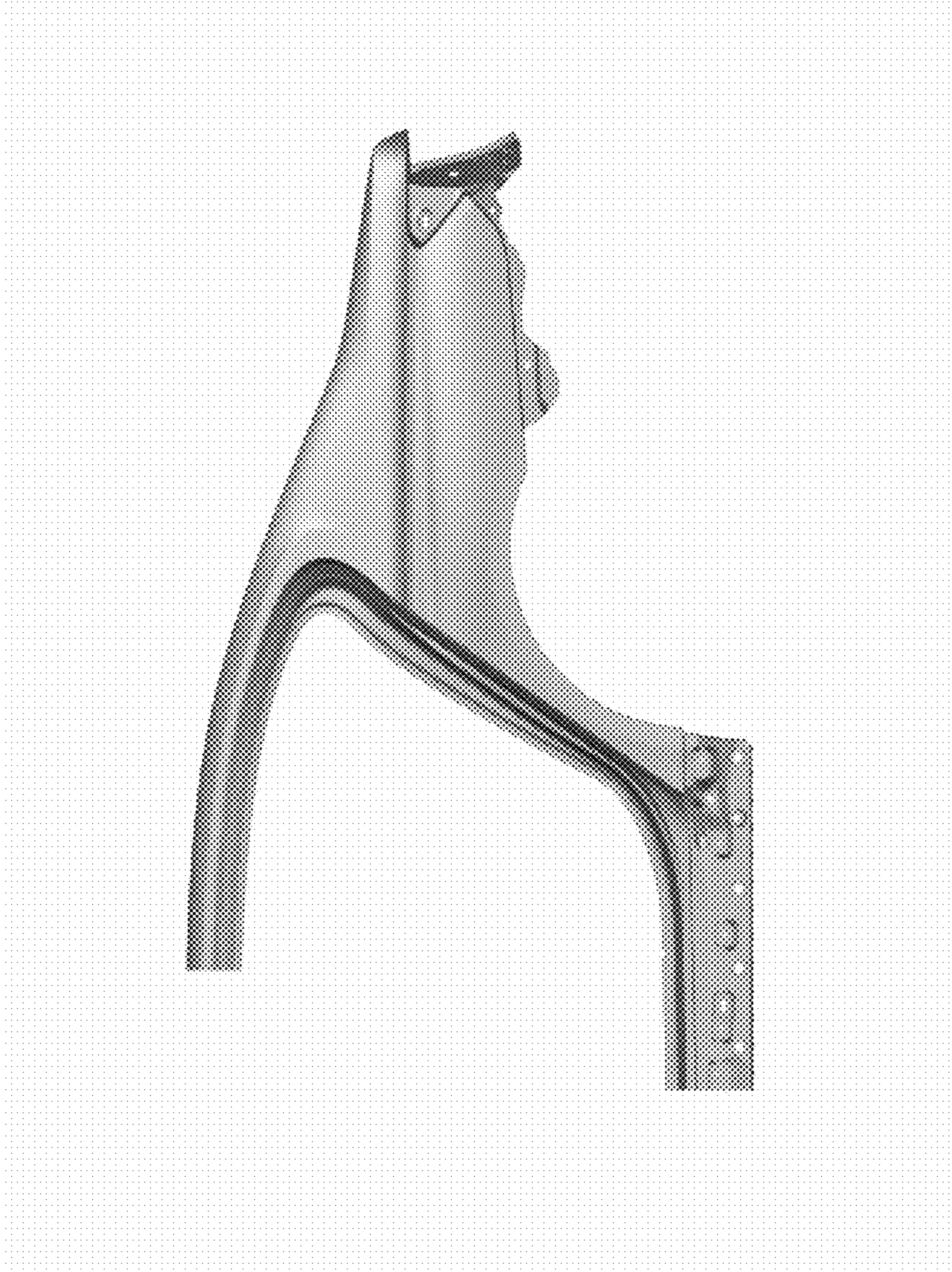


Fig. 1



Fig. 2



Fig. 3



Fig. 4



Fig. 5



Fig. 6





Fig. 7




Fig. 8