

US00D766143S

(12) **United States Design Patent** (10) **Patent No.:** **US D766,143 S**
Maeda (45) **Date of Patent:** **** Sep. 13, 2016**

(54) **AUTOMOBILE EXTERIOR TRIM**
(71) Applicants: **MITSUBISHI JIDOSHA KOGYO**
KABUSHIKI KAISHA, Tokyo (JP);
MITSUBISHI JIDOSHA
ENGINEERING KABUSHIKI
KAISHA, Okazaki-shi, Aichi (JP)
(72) Inventor: **Hidenori Maeda**, Anjo (JP)
(73) Assignees: **MITSUBISHI JIDOSHA KOGYO**
KABUSHIKI KAISHA, Tokyo (JP);
MITSUBISHI JIDOSHA
ENGINEERING KABUSHIKI
KAISHA, Aichi (JP)

D497,579 S * 10/2004 Metros D12/169
D503,135 S * 3/2005 Metros D12/169
D542,196 S * 5/2007 Levy D12/169
D584,996 S 1/2009 Jamieson et al.
D600,606 S * 9/2009 Lamm D12/169
D601,063 S * 9/2009 Lamm D12/169
D603,308 S * 11/2009 Schiavone D12/169
D607,790 S * 1/2010 Golden D12/169
D614,090 S * 4/2010 Ectors D12/169
D614,099 S * 4/2010 Ectors D12/169
D664,903 S * 8/2012 Platto D12/169
D678,142 S * 3/2013 Behmer D12/169
D710,264 S * 8/2014 Watkins D12/169
2006/0255602 A1 * 11/2006 Evans B60R 19/18
293/120

(**) Term: **14 Years**

(21) Appl. No.: **29/521,390**

(22) Filed: **Mar. 23, 2015**

(30) **Foreign Application Priority Data**

Sep. 24, 2014 (JP) 2014-021005

(51) **LOC (10) Cl.** **12-16**

(52) **U.S. Cl.**
USPC **D12/169**

(58) **Field of Classification Search**
USPC D12/86, 90, 91, 92, 169, 181, 191, 196,
D12/400; D11/81, 133, 157, 172, 211;
D20/11, 23, 24, 25; 293/102, 113, 115,
293/117, 120; 296/96, 180.1-180.5;
280/727, 770, 848; 180/903
CPC B60R 19/18; B60R 19/48
See application file for complete search history.

(56) **References Cited**

U.S. PATENT DOCUMENTS

D291,680 S * 9/1987 Everts D12/170
6,511,109 B1 * 1/2003 Schultz B60R 19/18
293/102

FOREIGN PATENT DOCUMENTS

JP D1328127 S 4/2008
JP D1477380 S 8/2013

(Continued)

Primary Examiner — Philip S Hyder

Assistant Examiner — Darlington Ly

(74) *Attorney, Agent, or Firm* — Birch, Stewart, Kolasch & Birch, LLP

(57) **CLAIM**

The ornamental design for automobile exterior trim, as shown and described.

DESCRIPTION

FIG. 1 is a front perspective view of the front, top and right side of an automobile showing my new design;

FIG. 2 is a rear perspective view of the rear, top and right side thereof;

FIG. 3 is a right side view thereof;

FIG. 4 is a left side view thereof;

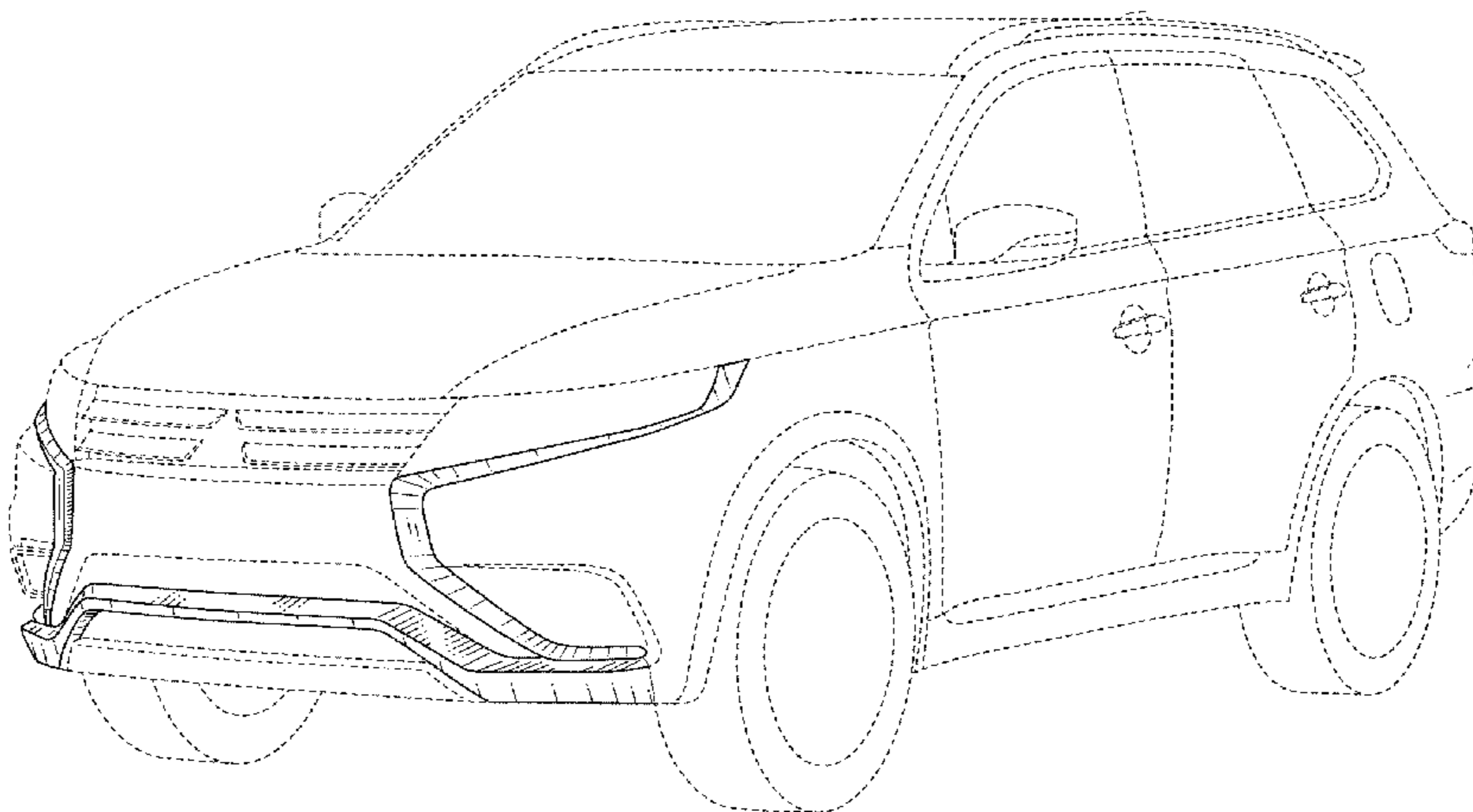
FIG. 5 is a front view thereof;

FIG. 6 is a rear view thereof; and,

FIG. 7 is a top plan view thereof.

The broken lines showing the automobile are for the purpose of illustrating environmental structure and form no part of the claimed design.

1 Claim, 7 Drawing Sheets



US D766,143 S

Page 2

(56)

References Cited

FOREIGN PATENT DOCUMENTS

JP D1495369 S 4/2014
JP D1495370 S 4/2014

JP D1518928 S 3/2015
JP D1518929 S 3/2015
JP D1518930 S 3/2015
RU 87876 S 2/2014

* cited by examiner

Fig. 1

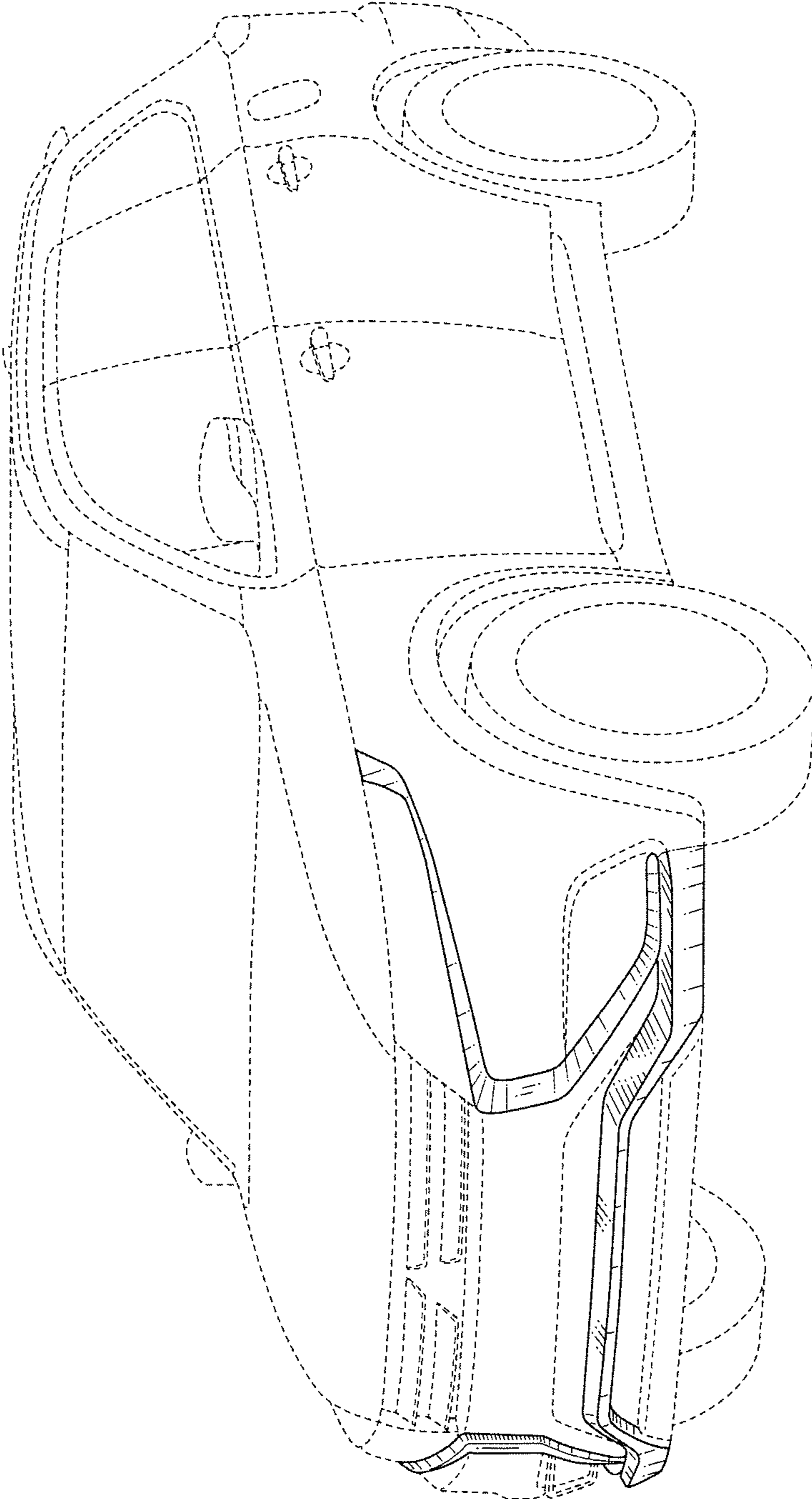


Fig. 2

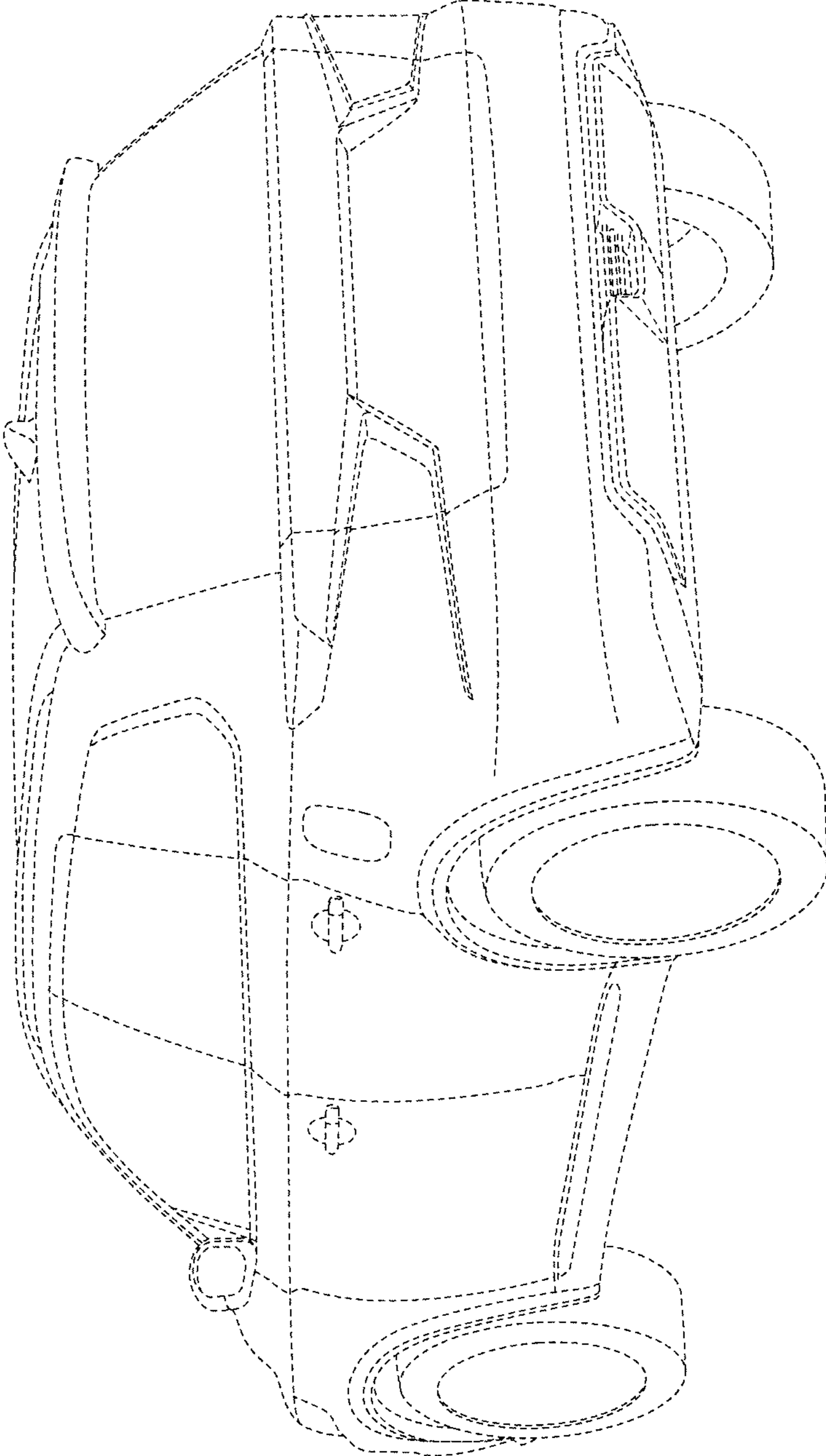


Fig. 3

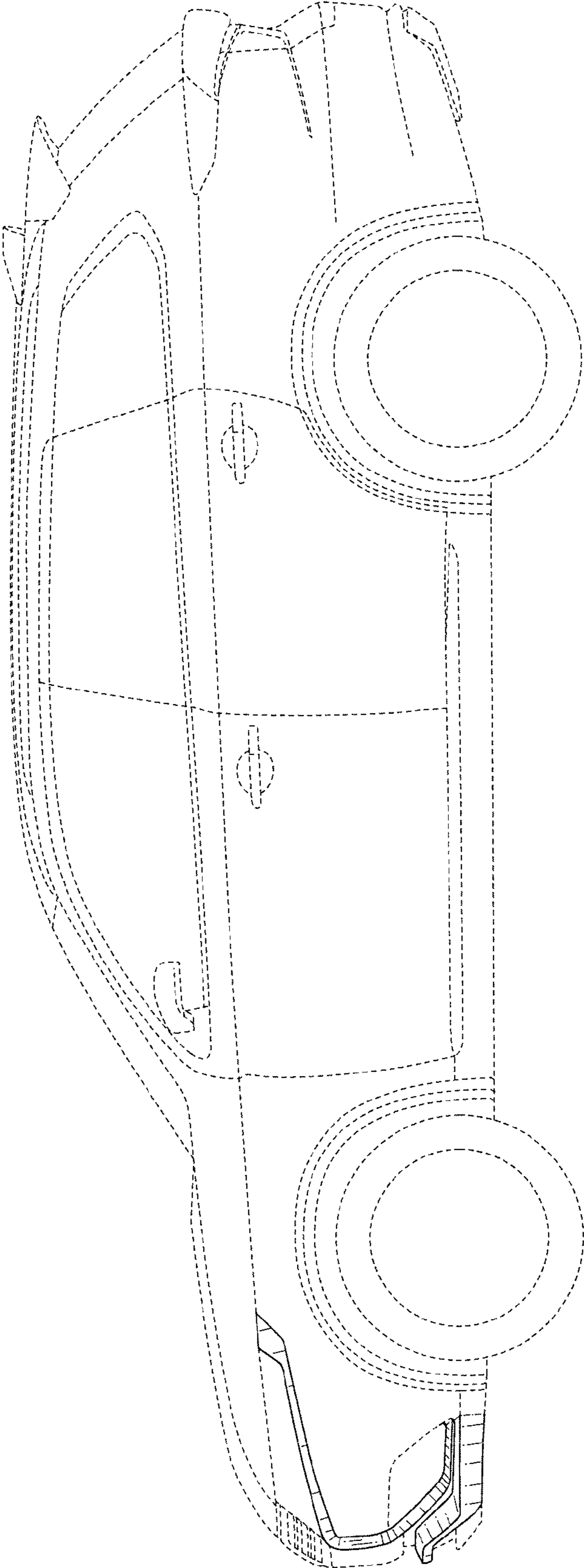


Fig. 4

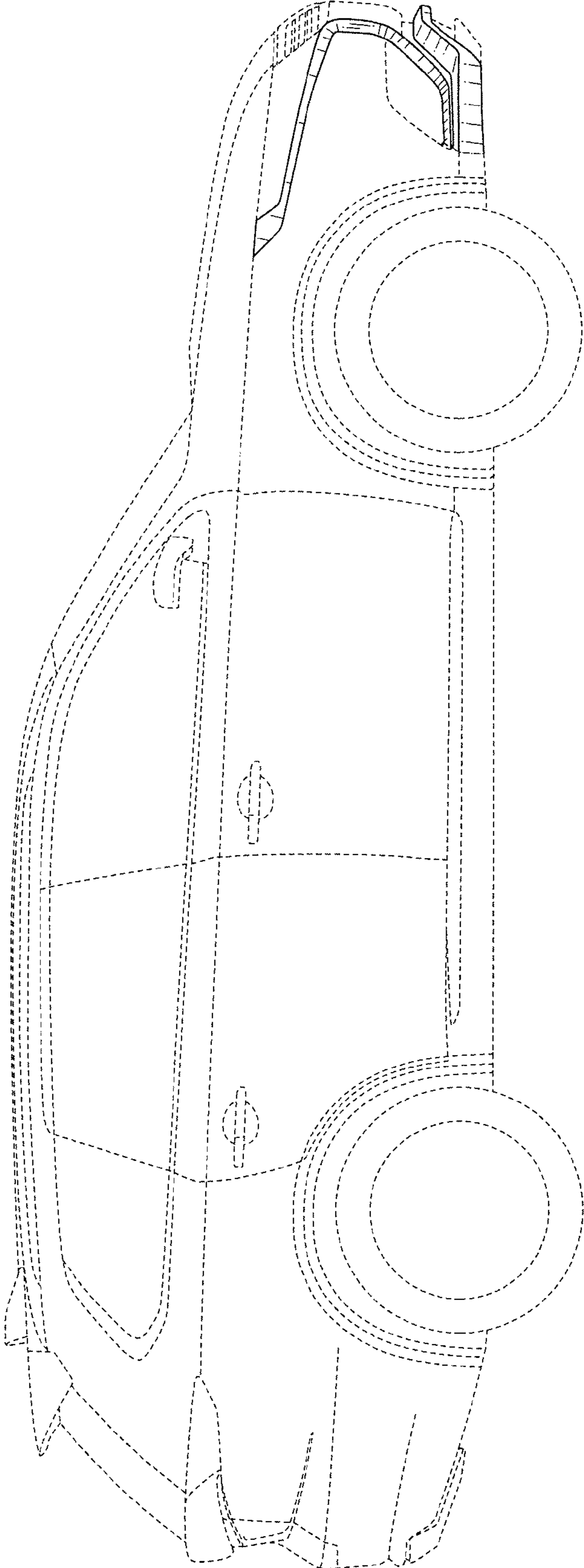


Fig. 5

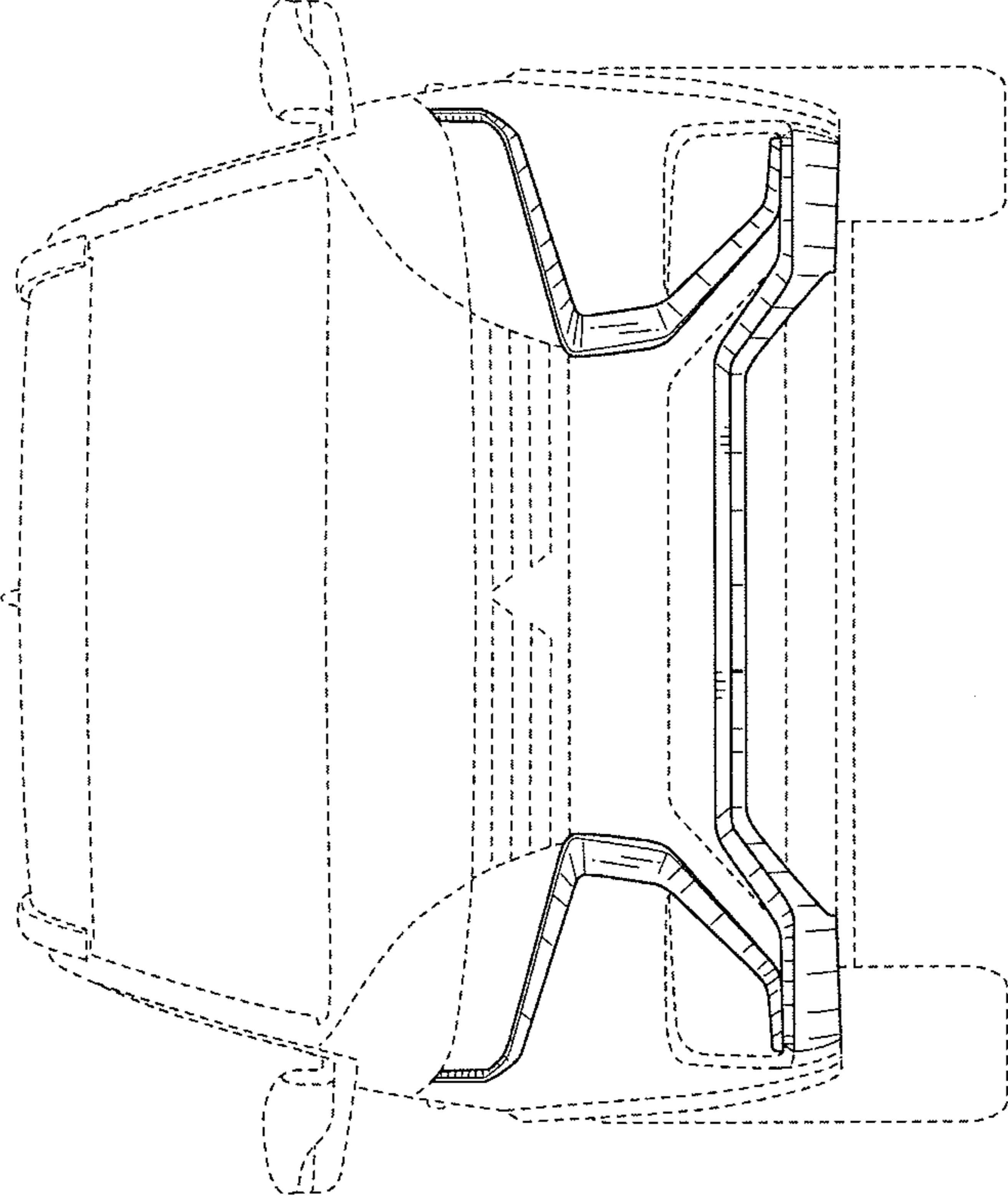


Fig. 6

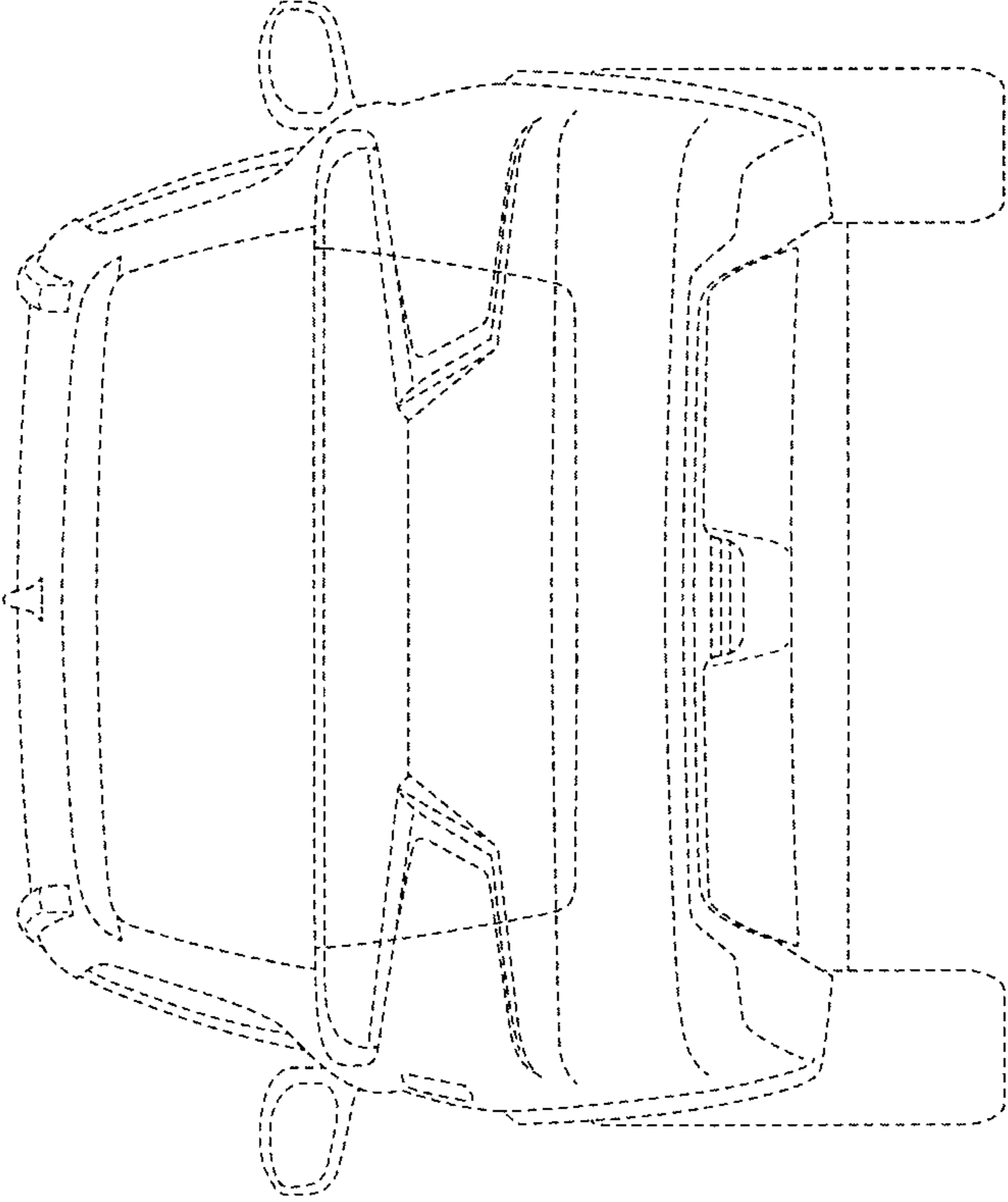


Fig. 7

