



US00D766111S

(12) **United States Design Patent**  
**Henshaw et al.**

(10) **Patent No.:** **US D766,111 S**  
(45) **Date of Patent:** **\*\* Sep. 13, 2016**

(54) **BOTTLE**

(71) Applicant: **BAYER CROPSCIENCE LP**,  
Research Triangle Park, NC (US)

(72) Inventors: **Valerie M. Henshaw**, Cary, NC (US);  
**Jonathan Abarbanel**, Los Angeles, CA  
(US)

(73) Assignee: **BAYER CROPSCIENCE LP**,  
Research Triangle Park, NC (US)

(\*\*) Term: **15 Years**

(21) Appl. No.: **29/535,271**

(22) Filed: **Aug. 5, 2015**

(51) **LOC (10) Cl.** ..... **09-03**

(52) **U.S. Cl.**  
USPC ..... **D9/738; D9/528**

(58) **Field of Classification Search**  
USPC ..... D9/516, 517, 523, 528, 530, 531, 534,  
D9/538, 541, 550, 560, 563, 572, 682, 715,  
D9/719, 737, 738, 740; D8/2; D23/202,  
D23/212-214, 223-226  
CPC ..... B65D 23/12; B65D 51/28; B65D  
2501/0063

See application file for complete search history.

(56) **References Cited**

**U.S. PATENT DOCUMENTS**

5,123,460 A \* 6/1992 Reed ..... B65D 1/20  
141/320  
D471,109 S \* 3/2003 Beaver ..... D9/528  
D490,319 S \* 5/2004 Wiper ..... D9/528  
D514,941 S \* 2/2006 Darr ..... D9/523

D521,870 S \* 5/2006 Miller ..... D9/528  
D564,364 S \* 3/2008 White ..... D9/547  
D591,391 S \* 4/2009 Ugone ..... D23/212  
D602,117 S \* 10/2009 Fontaine ..... D23/202  
D603,934 S \* 11/2009 Ugone ..... D23/212  
D629,694 S \* 12/2010 Heisner ..... D9/528  
D670,982 S \* 11/2012 Goodwin et al.  
D713,502 S \* 9/2014 Nicolia ..... D23/225  
2007/0068897 A1 \* 3/2007 Miller ..... B65D 23/102  
215/398  
2012/0223160 A1 9/2012 Goodwin et al.  
2015/0239728 A1 \* 8/2015 Hayward ..... B67D 7/40  
222/538

\* cited by examiner

*Primary Examiner* — Ian Simmons

*Assistant Examiner* — Keith Frank

(74) *Attorney, Agent, or Firm* — McBee Moore Woodward  
Vanik IP, LLC.

(57) **CLAIM**

The ornamental design for a bottle, as shown and described.

**DESCRIPTION**

FIG. 1 is a front perspective view of the bottle, showing the new design;  
FIG. 2 is a front elevational view thereof;  
FIG. 3 is a rear elevational view thereof;  
FIG. 4 is a side elevational view thereof;  
FIG. 5 is another side elevational view thereof;  
FIG. 6 is a top plan view thereof; and,  
FIG. 7 is a bottom plan view thereof.  
The broken lines are included for the purpose of illustrating unclaimed portions of the bottle and form no part of the claimed design.

**1 Claim, 7 Drawing Sheets**

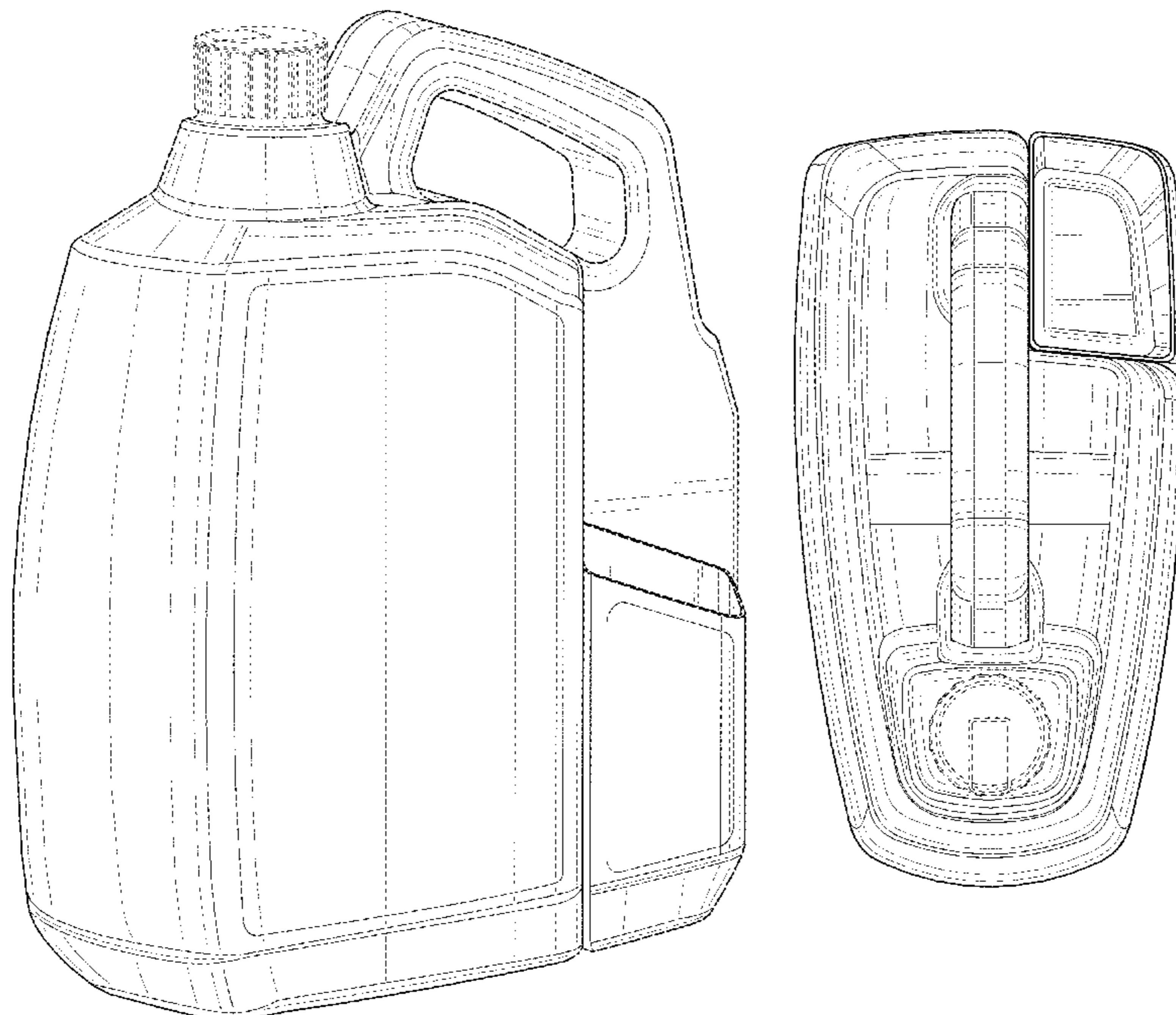




FIG. 1




FIG. 2

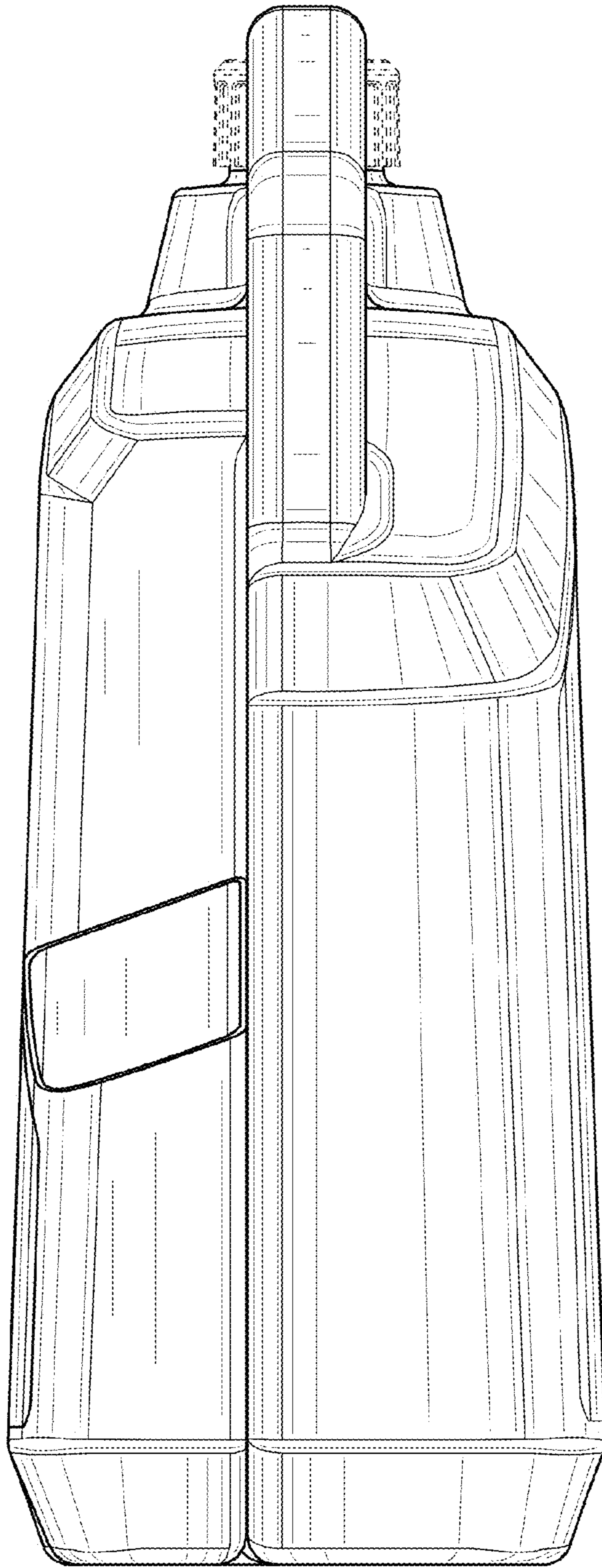


FIG. 3

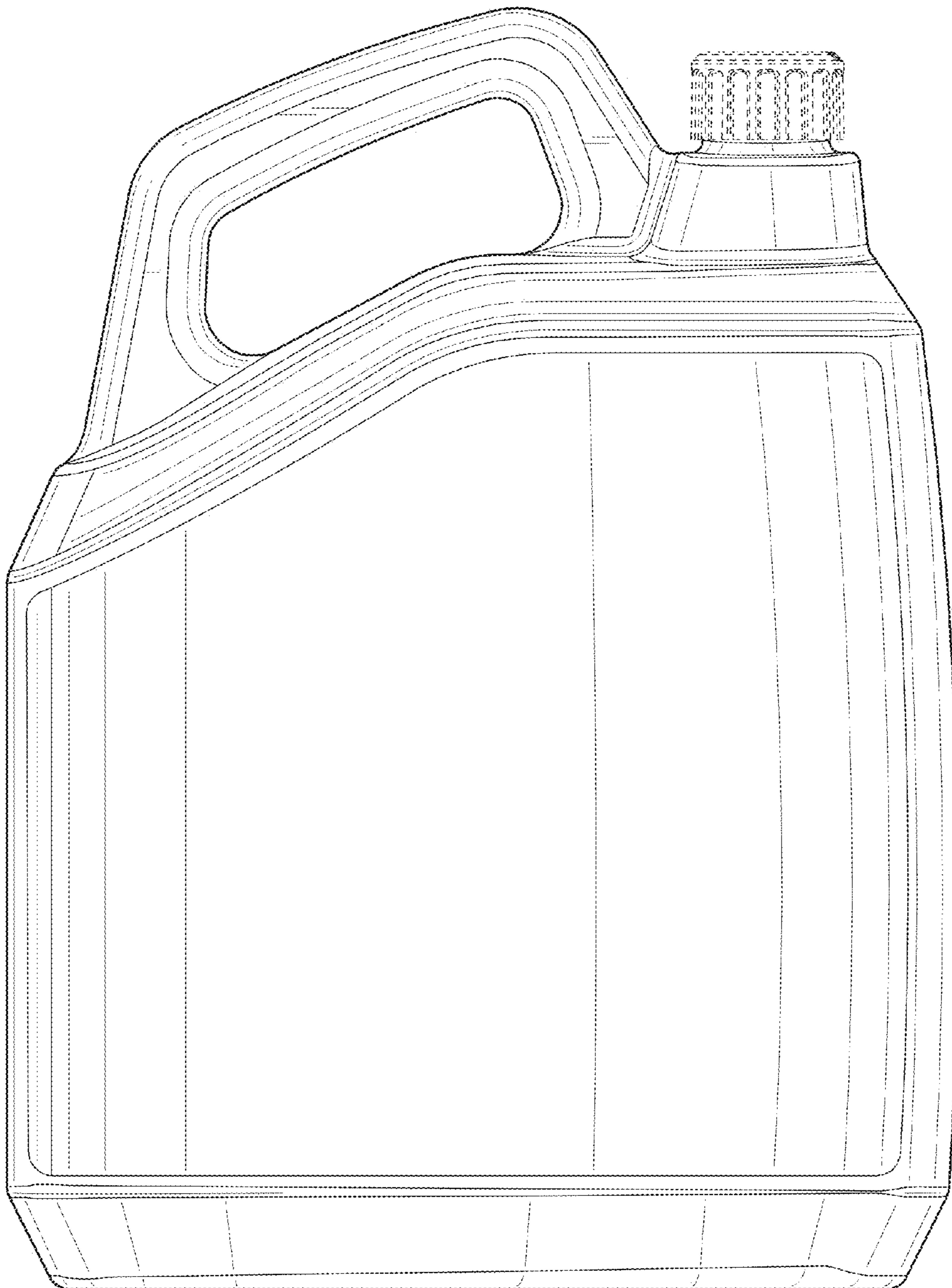


FIG. 4

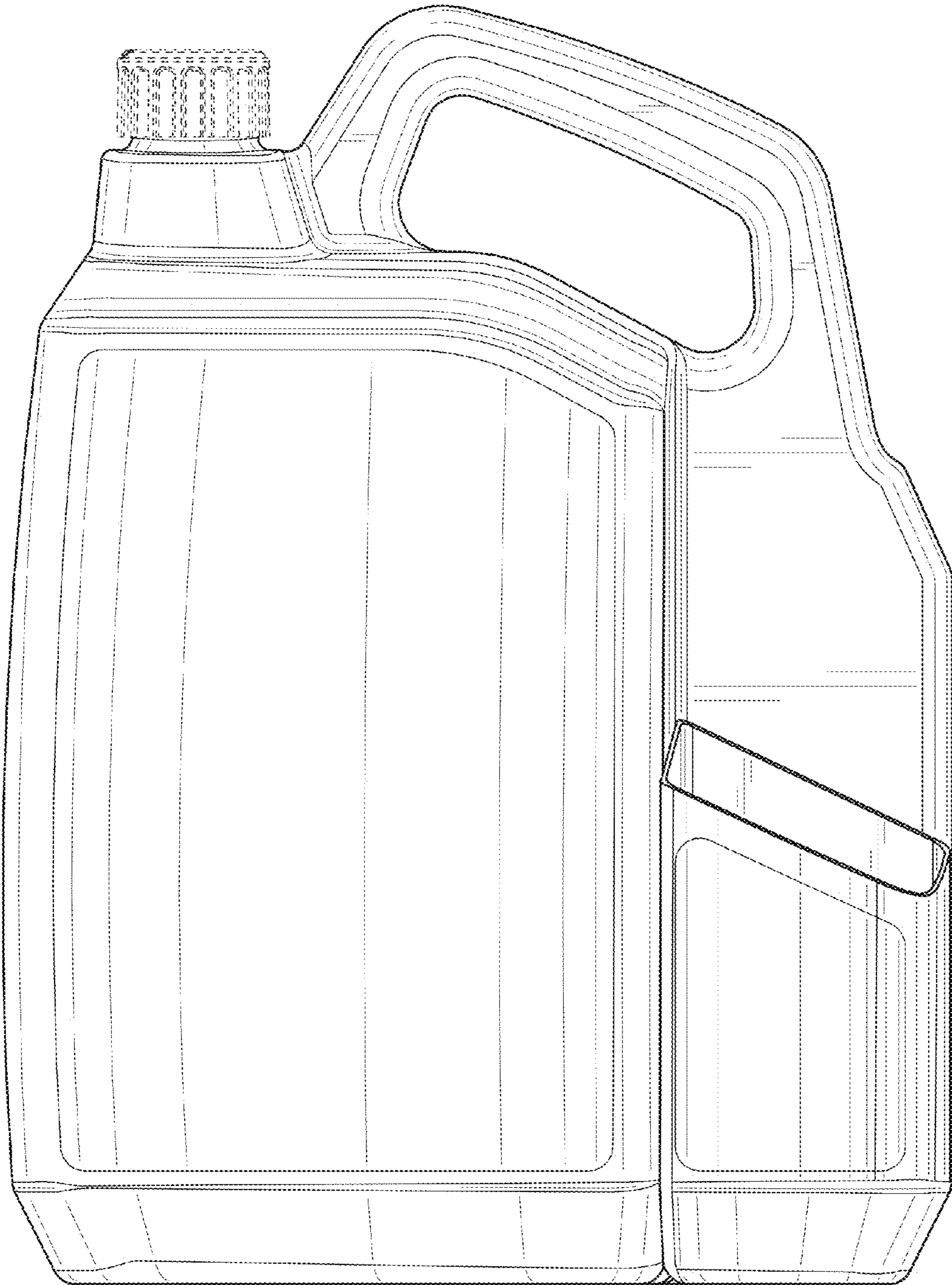


FIG. 5

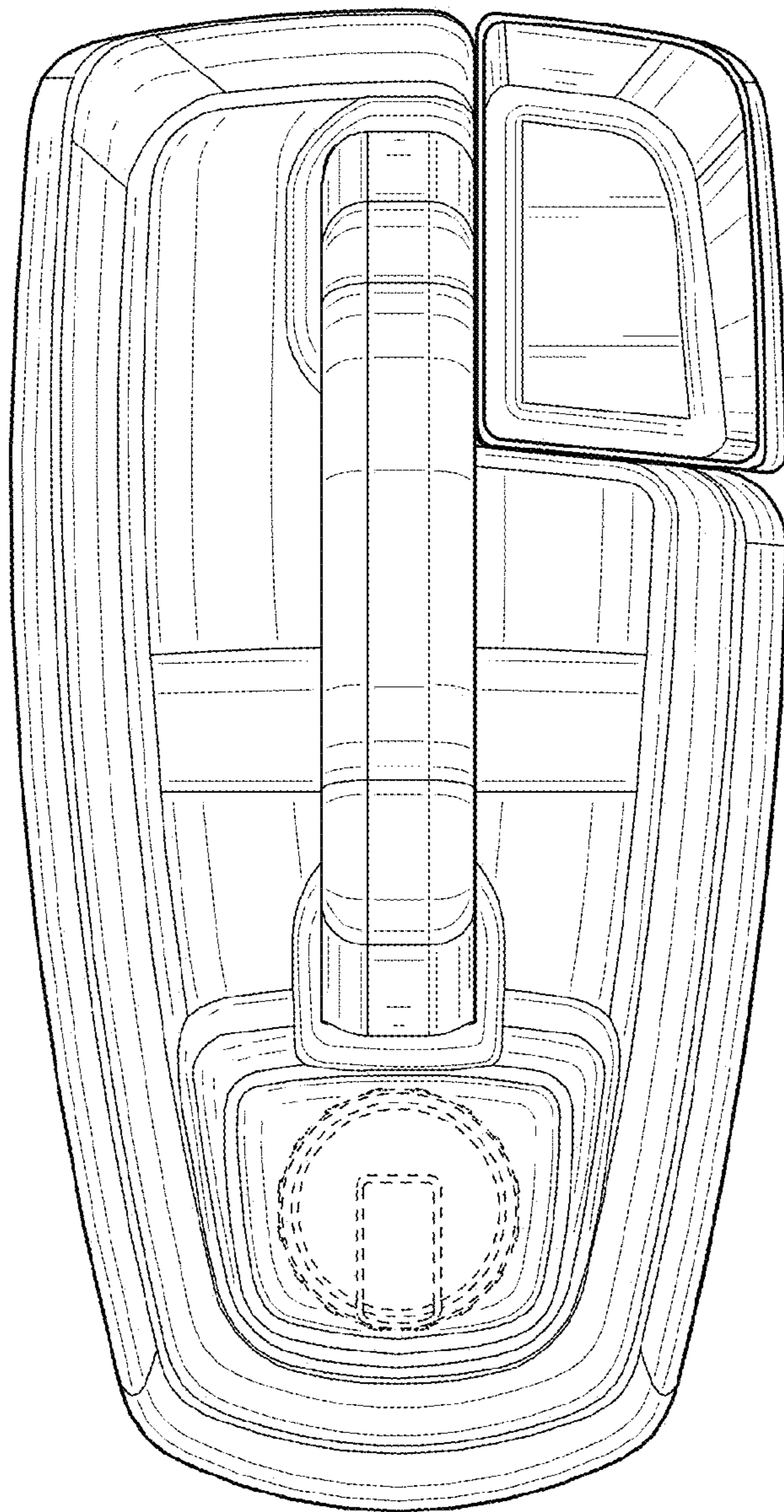


FIG. 6

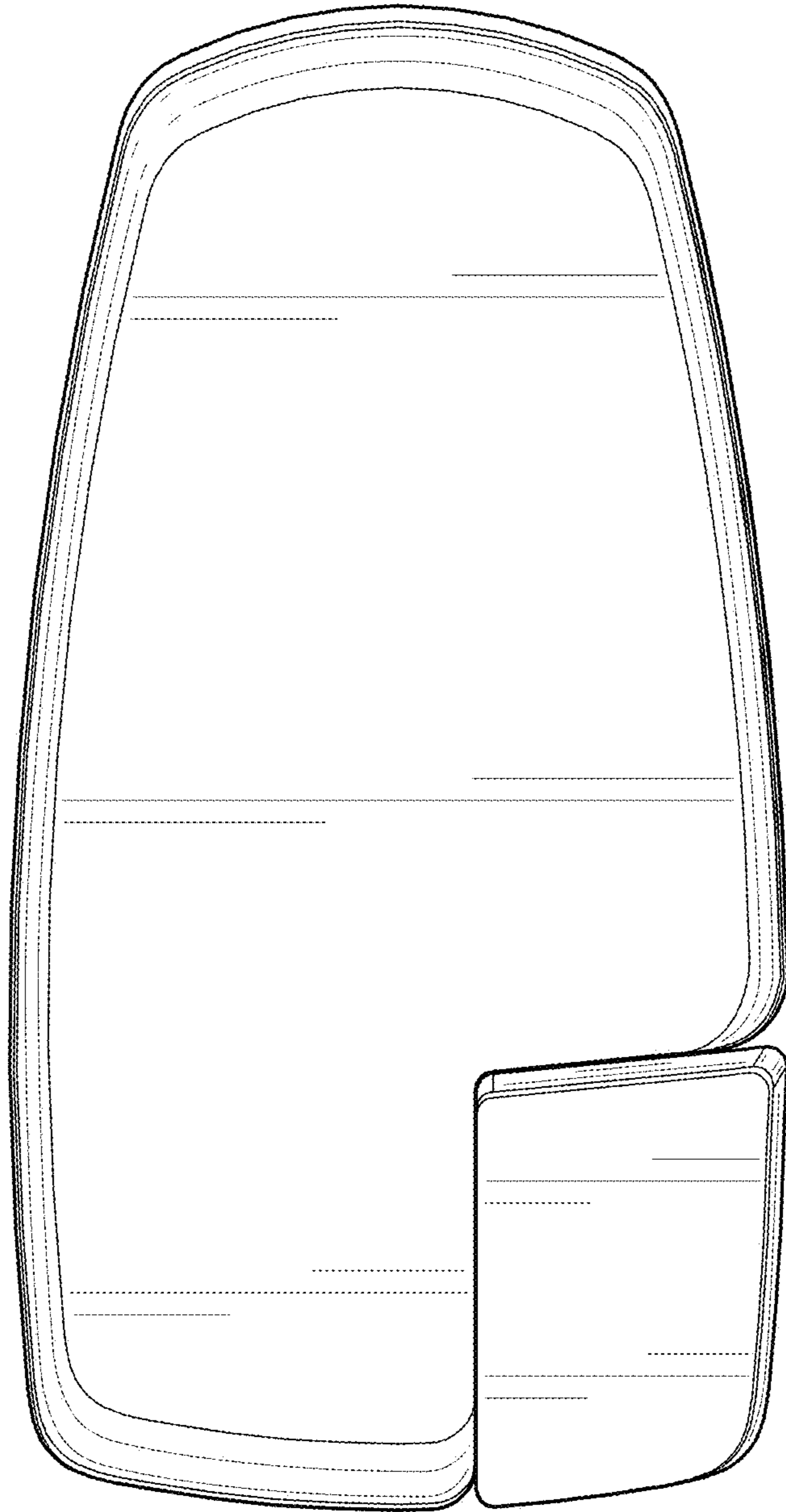


FIG. 7