



US00D766107S

(12) **United States Design Patent** (10) **Patent No.:** **US D766,107 S**  
**Ackerman et al.** (45) **Date of Patent:** **\*\* Sep. 13, 2016**

(54) **FLEXIBLE PACKAGE WITH CONTOURED SEAL AND CONTOURED SKIRT**

35/08; B65D 75/008; B65D 75/5811; B65D 75/5805; B65D 75/00

See application file for complete search history.

(71) Applicant: **Cryovac, Inc.**, Duncan, SC (US)

(72) Inventors: **David L. Ackerman**, Greenville, SC (US); **Steven T. Calvert**, Simpsonville, SC (US); **Stephen F. Compton**, Spartanburg, SC (US); **Hubert J. Cook**, Simpsonville, SC (US); **Csaba Frank Kiss**, Simpsonville, SC (US)

(73) Assignee: **CRYOVAC, INC.**, Duncan, SC (US)

(\*\*) Term: **15 Years**

(21) Appl. No.: **29/533,928**

(22) Filed: **Jul. 23, 2015**

(51) **LOC (10) Cl.** ..... **09-05**

(52) **U.S. Cl.**  
USPC ..... **D9/709**

(58) **Field of Classification Search**  
USPC ..... D9/702-714, 720-722, 414, 434-435, D9/696, 716, 771, 447, 522, 571-575, 682, D9/738-747, 516-517, 529-530, 547-549, D9/569, 537-538, 544, 503-505, 545; 383/6, 9, 22, 96, 61.1, 80-81, 104, 383/901, 63, 203, 107, 119, 120, 123; D24/118, 207; 222/107, 92, 206; 604/408, 410, 403; 220/495.03, 669, 220/675; 215/381-385, 12.1; D3/202, 303, D3/232, 244  
CPC ..... B65D 33/00; B65D 33/16; B65D 33/24; B65D 1/00; B65D 1/09; B65D 1/32; B65D 35/00; B65D 35/02; B65D 35/04; B65D

(56) **References Cited**

U.S. PATENT DOCUMENTS

D336,034 S *	6/1993	Rebilas .....	D24/118
D354,906 S *	1/1995	Lane, Jr. ....	D24/118
D360,824 S *	8/1995	Ossendryver .....	D9/709
D375,676 S *	11/1996	Davis .....	D9/707
D478,276 S *	8/2003	Mobs .....	D9/707
D662,833 S *	7/2012	Sanfilippo .....	D9/707
D689,776 S *	9/2013	Murray .....	D9/707
D744,853 S *	12/2015	Murray .....	D9/707

\* cited by examiner

*Primary Examiner* — Abraham Bahta

(74) *Attorney, Agent, or Firm* — Rupert B. Hurley, Jr.

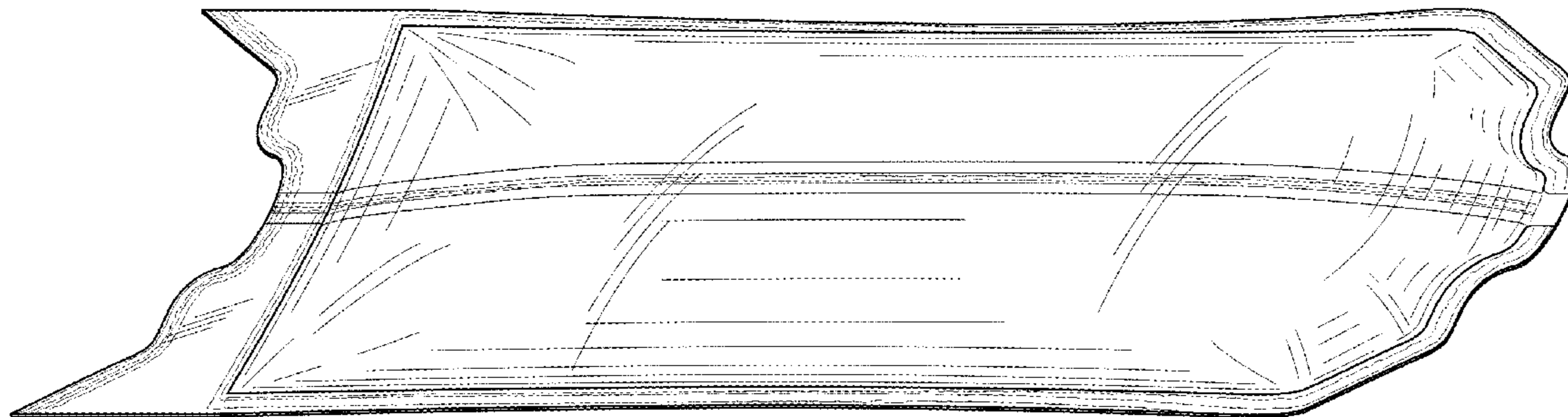
(57) **CLAIM**

The ornamental design for a a flexible package with contoured seal and contoured skirt, as shown and described.

**DESCRIPTION**

FIG. 1 is a top and right side perspective view of a flexible package with contoured seal and contoured skirt;  
FIG. 2 is a top plan view thereof;  
FIG. 3 is a bottom plan view thereof;  
FIG. 4 is a right side elevational view thereof;  
FIG. 5 is a left side elevational view thereof;  
FIG. 6 is a front elevational view thereof; and,  
FIG. 7 is a rear elevational view thereof.

**1 Claim, 5 Drawing Sheets**



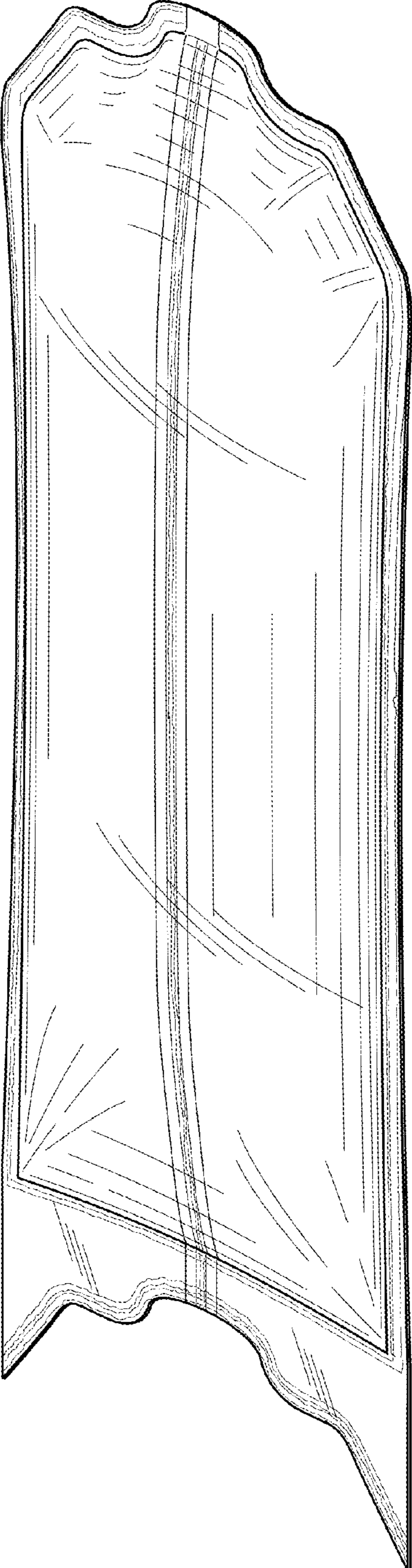


FIG. 1

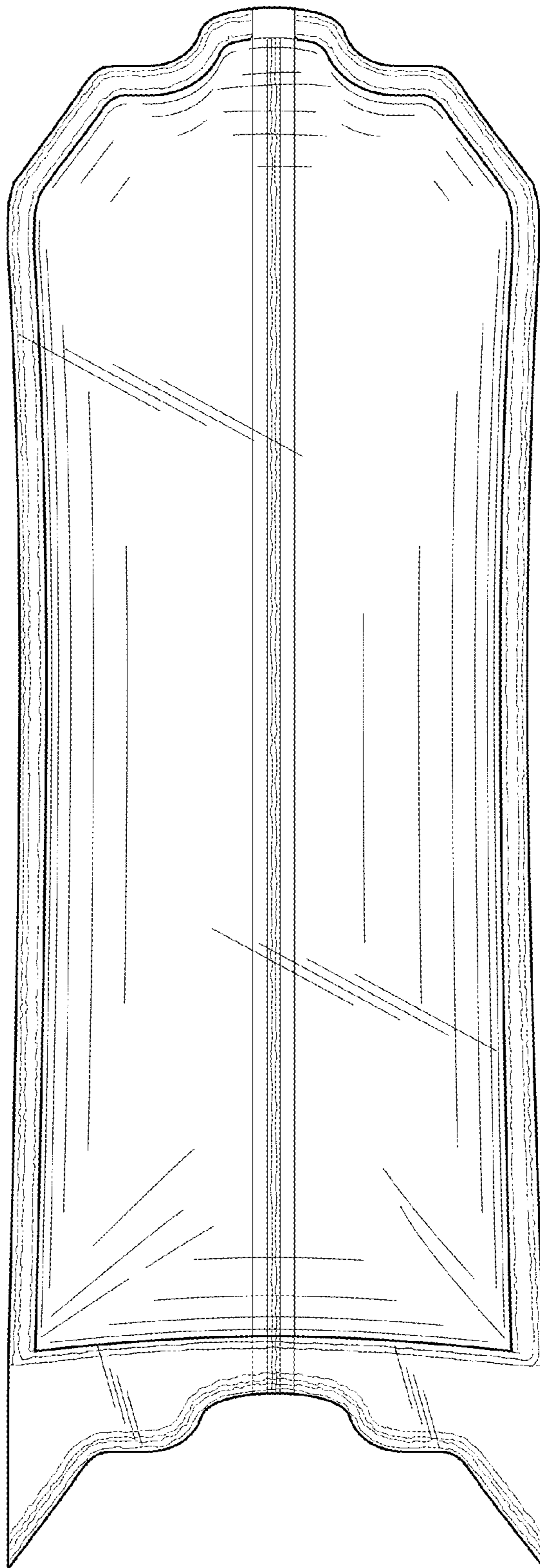


FIG. 2

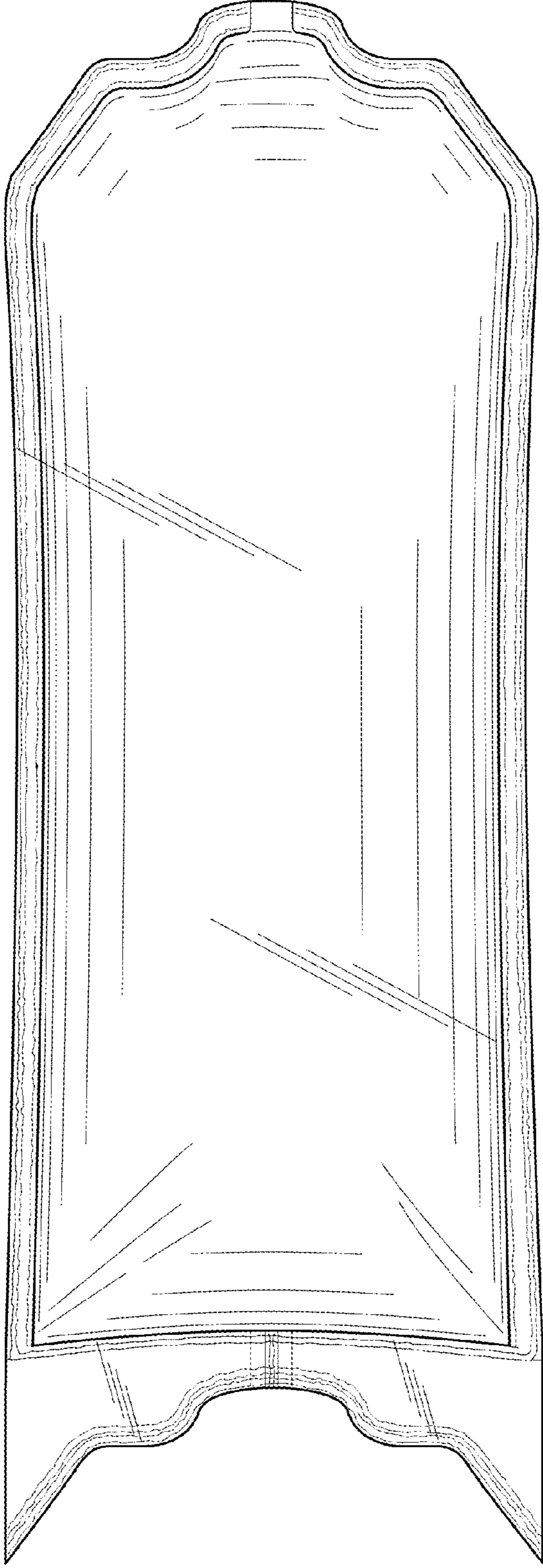


FIG. 3




FIG. 4

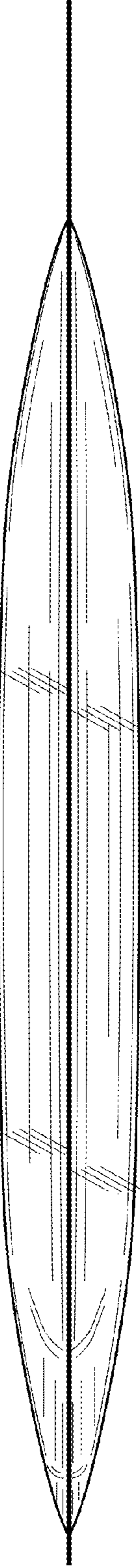
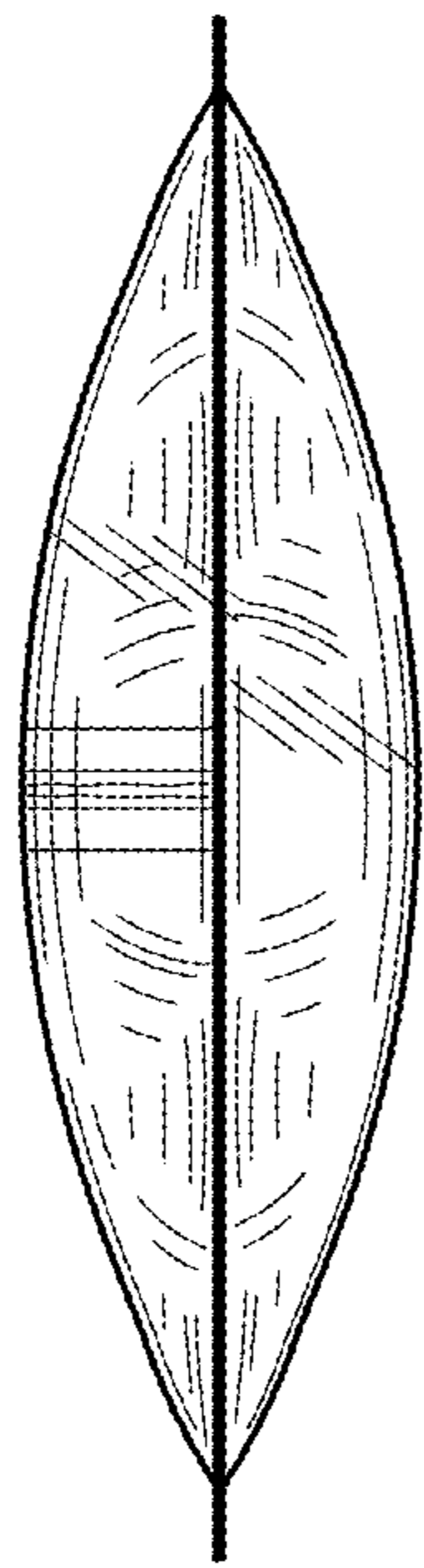
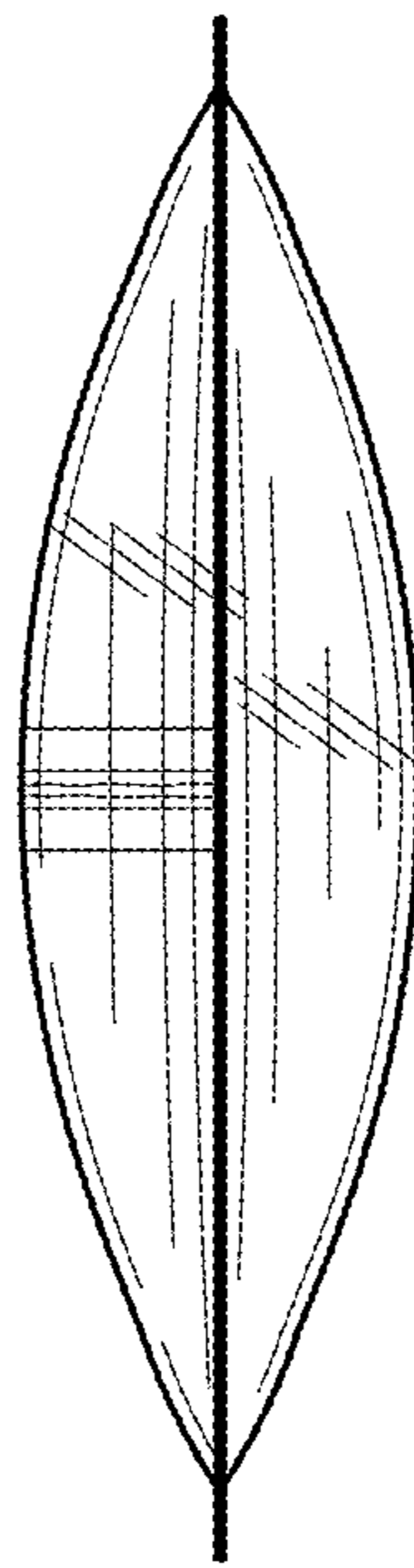


FIG. 5



**FIG. 6**



**FIG. 7**