



US00D766100S

(12) **United States Design Patent** (10) **Patent No.:** **US D766,100 S**  
**Jung** (45) **Date of Patent:** **\*\* Sep. 13, 2016**

(54) **TUBE FOR PACKING COSMETICS**

(56) **References Cited**

(71) Applicant: **YONWOO CO., LTD.**, Incheon (KR)

U.S. PATENT DOCUMENTS

(72) Inventor: **Seo-Hui Jung**, Incheon (KR)

D316,221 S \* 4/1991 Dombroski ..... D9/697

(73) Assignee: **YONWOO CO., LTD.**, Incheon (KR)

D479,122 S \* 9/2003 Karim ..... D9/697

(\*\*) Term: **15 Years**

D488,059 S \* 4/2004 Mounier ..... D9/697

(21) Appl. No.: **29/537,691**

D549,593 S \* 8/2007 Nobuto ..... D9/697

(22) Filed: **Aug. 28, 2015**

D587,128 S \* 2/2009 Swanson ..... D9/698

(30) **Foreign Application Priority Data**

D664,862 S \* 8/2012 Smith ..... D9/695

Mar. 4, 2015 (KR) ..... 30-2015-0011005

D675,538 S \* 2/2013 Jeong ..... D9/695

(51) **LOC (10) Cl.** ..... **09-03**

D702,561 S \* 4/2014 Fournier ..... D9/695

(52) **U.S. Cl.**

D736,082 S \* 8/2015 Markle ..... D9/434

USPC ..... **D9/697**

D740,687 S \* 10/2015 Son ..... D9/697

(58) **Field of Classification Search**

\* cited by examiner

USPC ..... D9/702-714, 695-699, 435, 440, 521,

*Primary Examiner* — Abraham Bahta

D9/454, 544, 723-724, 499, 449, 727-728,

(74) *Attorney, Agent, or Firm* — Marshall, Gerstein &

D9/442, 447, 504; 222/92, 96, 107,

Borun LLP

222/527-529, 215, 491, 206, 212-213, 251,

(57) **CLAIM**

222/95, 536; 206/438, 822; 220/DIG. 7,

The ornamental design for a tube for packing cosmetics, as shown and described.

220/669; 215/321, 381, 382, 316, 380;

**DESCRIPTION**

141/114-115; D28/91.1, 76-78, 82,

FIG. 1 is a perspective view of a tube for packing cosmetics showing the new design;

D28/88; D4/114; D3/202-205; D7/601-602

FIG. 2 is a front elevational view thereof;

CPC ..... B65D 35/00; B65D 35/28; B65D 35/02;

FIG. 3 is a rear elevational view thereof;

B65D 35/04; B65D 35/08; B65D 35/36;

FIG. 4 is a left side elevational view thereof, a right side elevational view is a mirror image of the left side elevational view;

B65D 35/38; B65D 5/00; B65D 5/001;

FIG. 5 is a top plan elevational view thereof; and,

B65D 5/0227; B65D 5/0254; B65D 5/0045;

FIG. 6 is a bottom plan elevational view thereof.

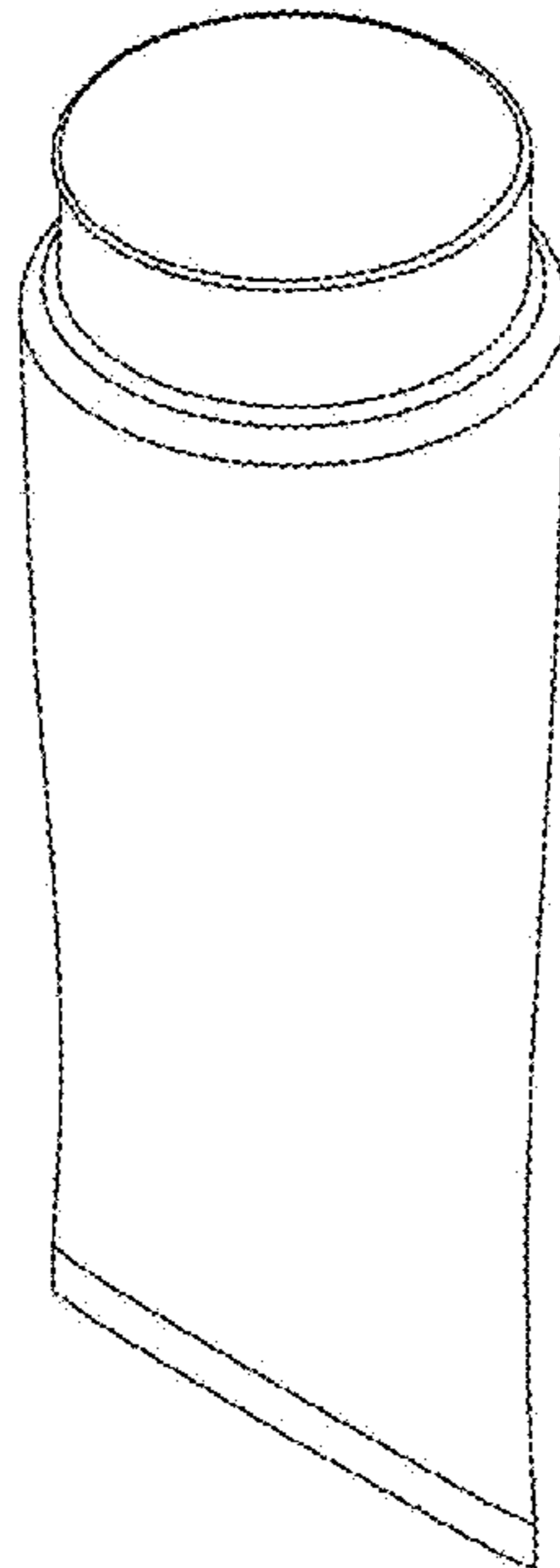
B65D 5/18; B65D 5/2033; B65D 5/38;

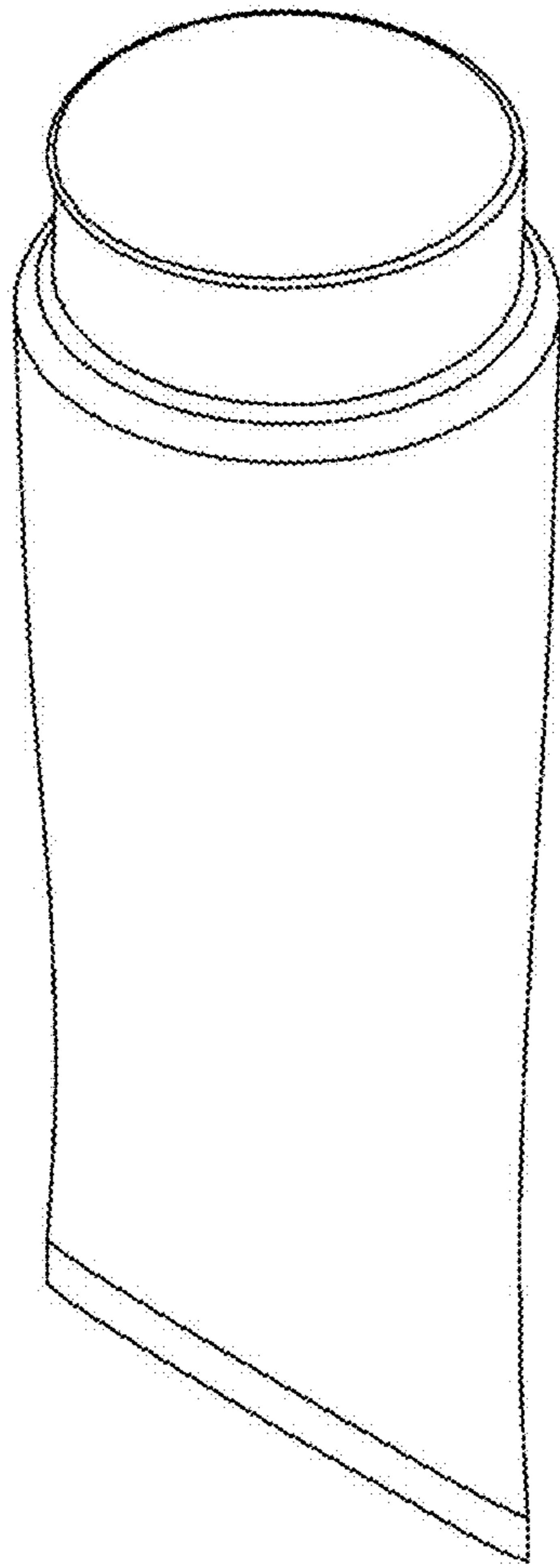
**1 Claim, 6 Drawing Sheets**

B65D 1/32; B65D 1/00; B65D 1/22; B65D

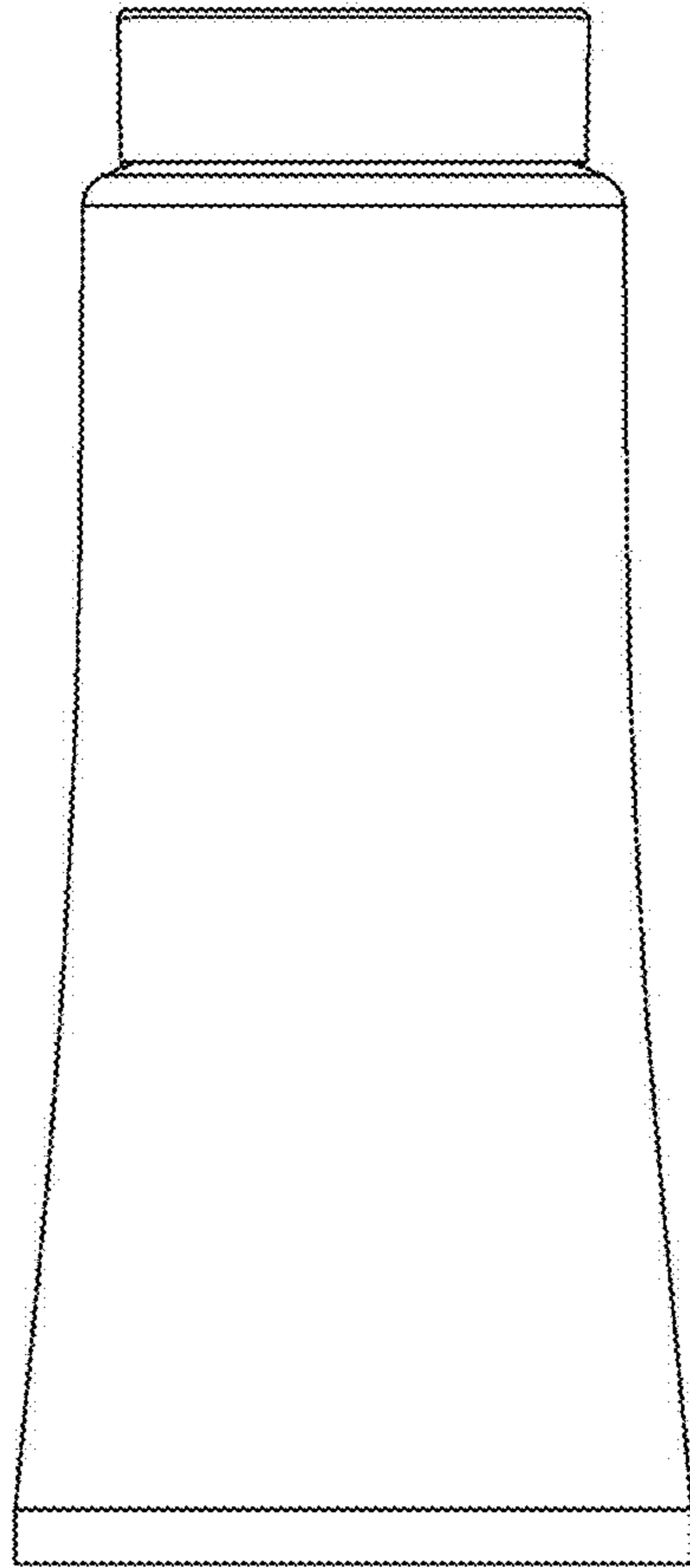
1/24; B65D 1/34; B65D 1/38

See application file for complete search history.

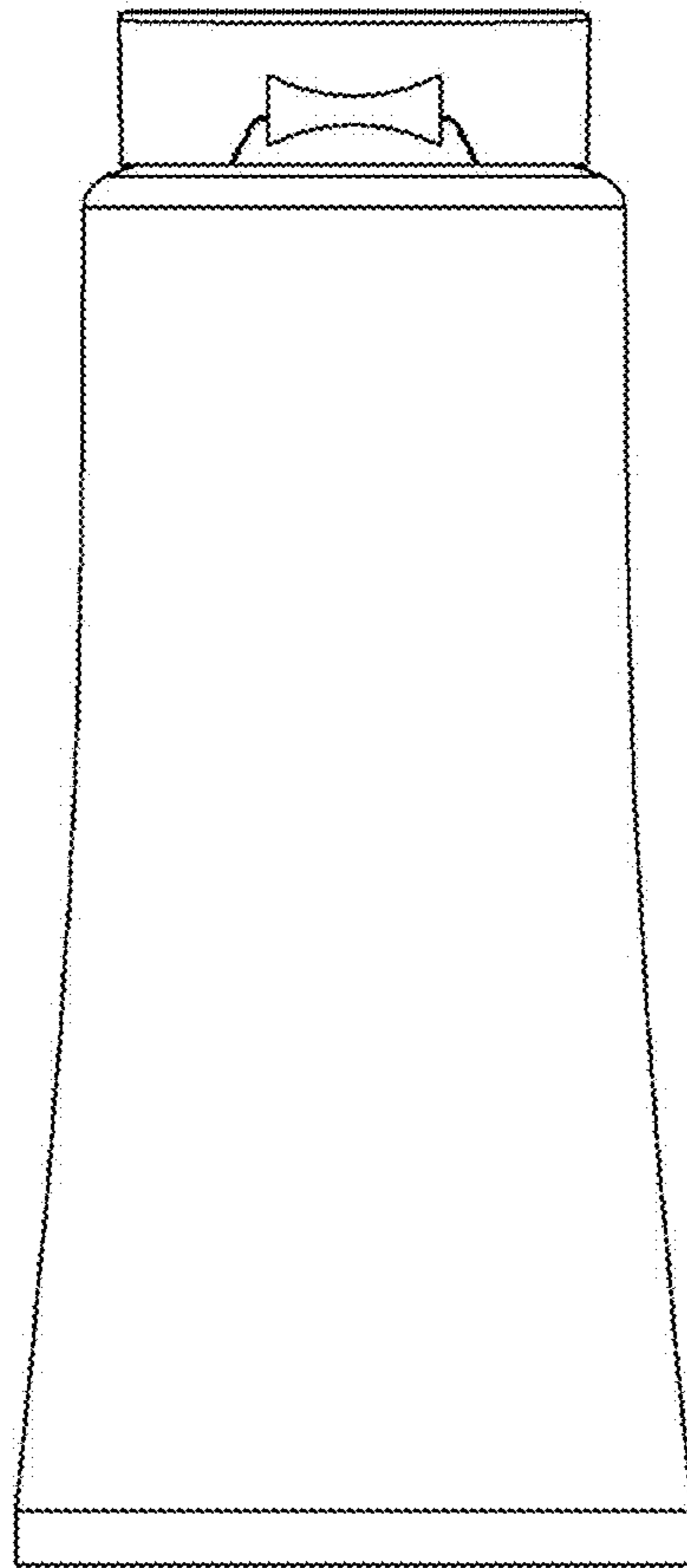




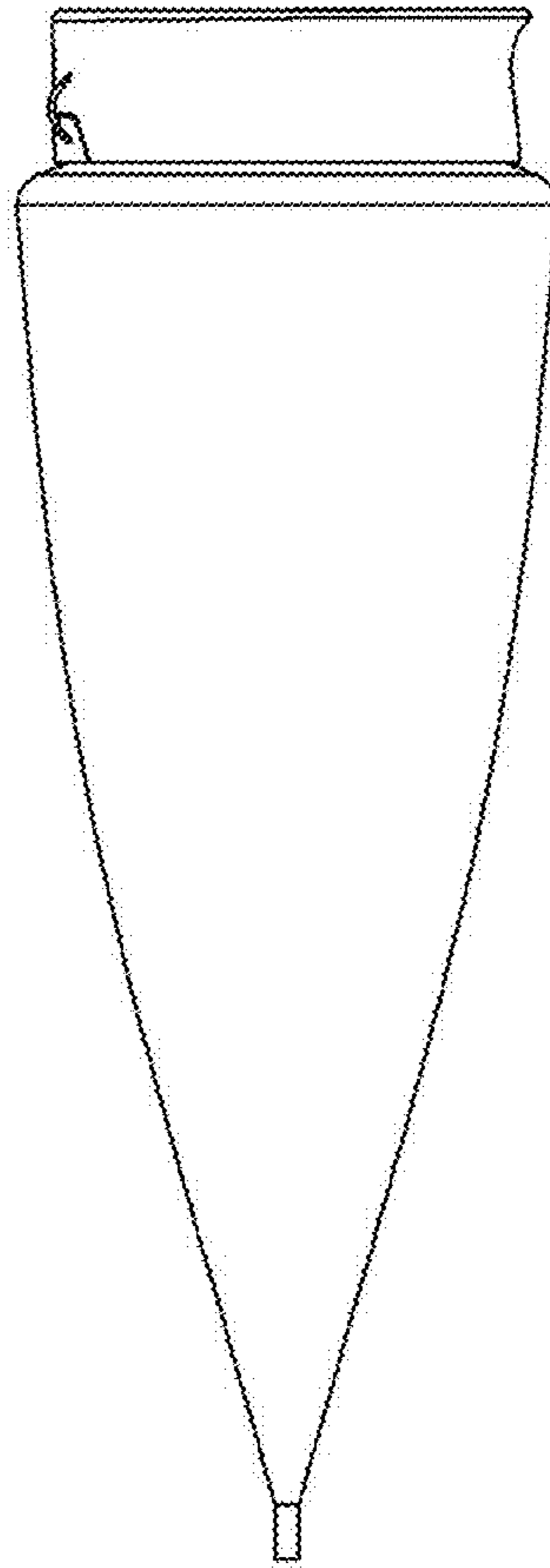
**FIG. 1**



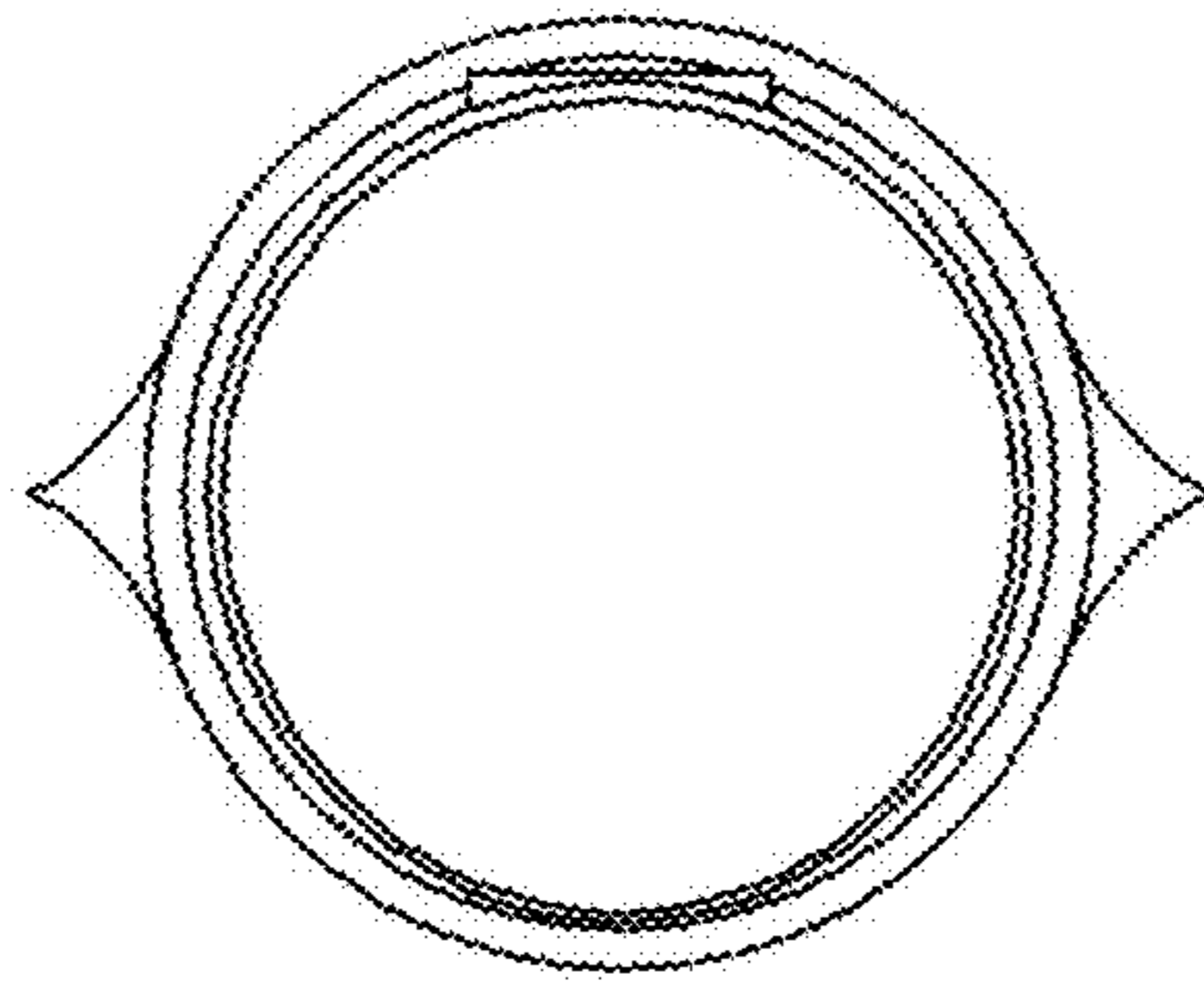
**FIG. 2**



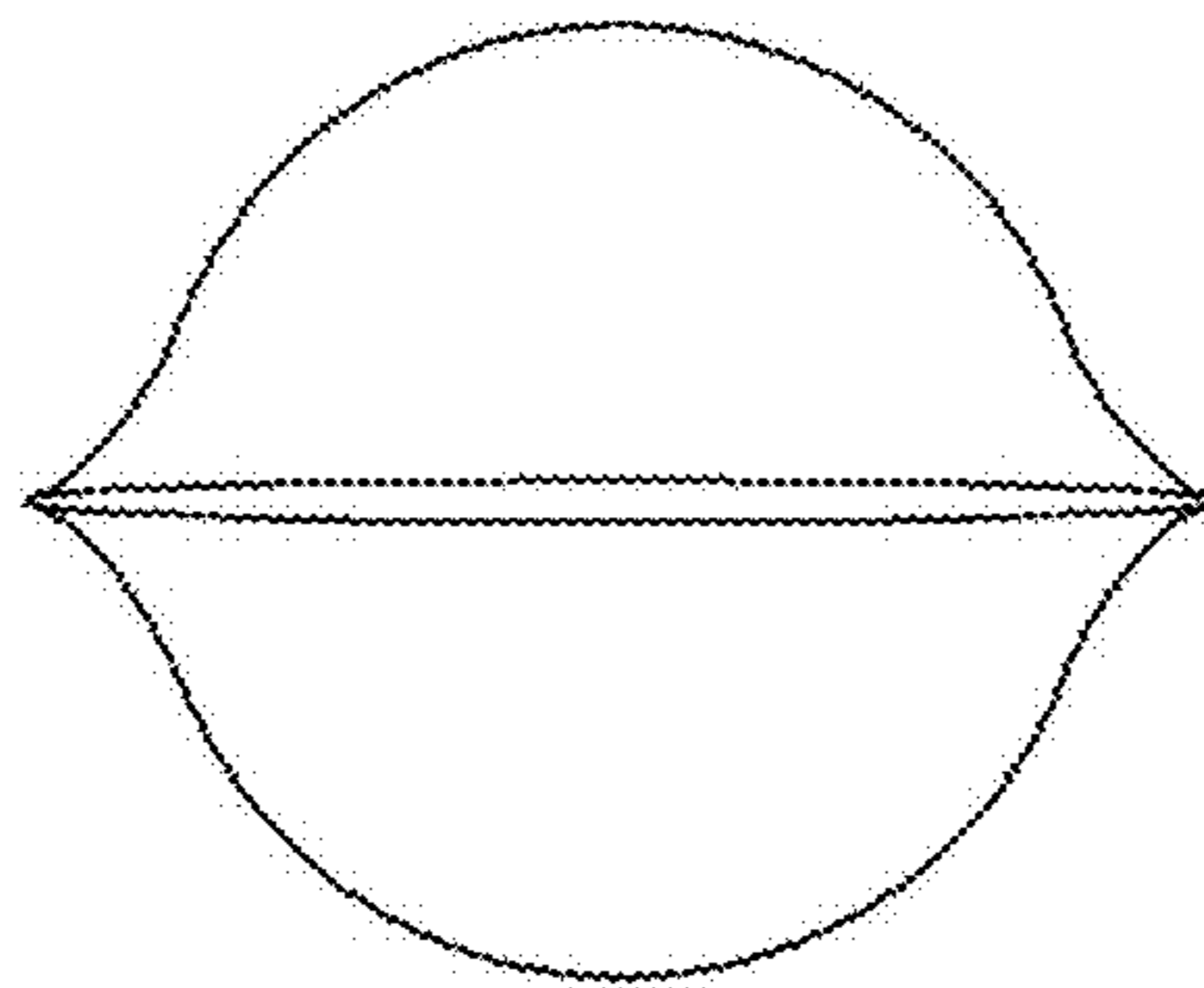
**FIG. 3**



**FIG. 4**



**FIG. 5**



**FIG. 6**