

US00D766098S

(12) **United States Design Patent** (10) **Patent No.:** **US D766,098 S**
Seo (45) **Date of Patent:** **** Sep. 13, 2016**

(54) **COSMETIC TUBE CONTAINER**

1/24; B65D 1/34; B65D 1/38

See application file for complete search history.

(71) Applicant: **YONWOO CO., LTD.**, Incheon (KR)

(72) Inventor: **Jung-Yeon Seo**, Incheon (KR)

(73) Assignee: **YONWOO CO., LTD.**, Incheon (KR)

(**) Term: **14 Years**

(21) Appl. No.: **29/516,111**

(22) Filed: **Jan. 29, 2015**

(30) **Foreign Application Priority Data**

Jul. 31, 2014 (KR) 30-2014-0037647

(51) **LOC (10) Cl.** **09-03**

(52) **U.S. Cl.**
USPC **D9/695**

(58) **Field of Classification Search**

USPC D9/702-714, 695-699, 435, 440, 521,
D9/454, 544, 723-724, 499, 449, 727-728,
D9/442, 447, 504; 222/92, 96, 107,
222/527-529, 215, 491, 206, 212-213, 251,
222/95, 536; 206/438, 822; 220/DIG. 7,
220/669; 215/321, 381, 382, 316, 380;
141/114-115; D28/91.1, 76-78, 82,
D28/88; D4/114; D24/114; D7/601-602;
D3/202, 205

CPC B65D 35/00; B65D 35/28; B65D 35/02;
B65D 35/04; B65D 35/08; B65D 35/36;
B65D 35/38; B65D 5/00; B65D 5/001;
B65D 5/0227; B65D 5/0254; B65D 5/0045;
B65D 5/18; B65D 5/2033; B65D 5/38;
B65D 1/32; B65D 1/00; B65D 1/22; B65D

(56) **References Cited**

U.S. PATENT DOCUMENTS

D353,539 S *	12/1994	Linner	D9/447
D401,138 S *	11/1998	Rosen	D9/697
D546,196 S *	7/2007	Py	D9/695
D675,538 S *	2/2013	Jeong	D9/695
D730,744 S *	6/2015	Kim	D9/697
D731,322 S *	6/2015	Seo	D9/697
D735,029 S *	7/2015	Markle	D9/434
D736,082 S *	8/2015	Markle	D9/434
D740,687 S *	10/2015	Son	D9/697

* cited by examiner

Primary Examiner — Abraham Bahta

(74) *Attorney, Agent, or Firm* — Marshall, Gerstein & Borun LLP


(57) **CLAIM**

The ornamental design for a cosmetic tube container, as shown and described.

DESCRIPTION

FIG. 1 is a perspective view of a cosmetic tube container showing my new design;
FIG. 2 is a front elevational view thereof;
FIG. 3 is a rear elevational view thereof;
FIG. 4 is a right side elevational view thereof, a left side elevational view is a mirror image of the right side elevational view;
FIG. 5 is an enlarged top plan elevational view thereof; and,
FIG. 6 is an enlarged bottom plan elevational view thereof.

1 Claim, 6 Drawing Sheets






FIG. 1

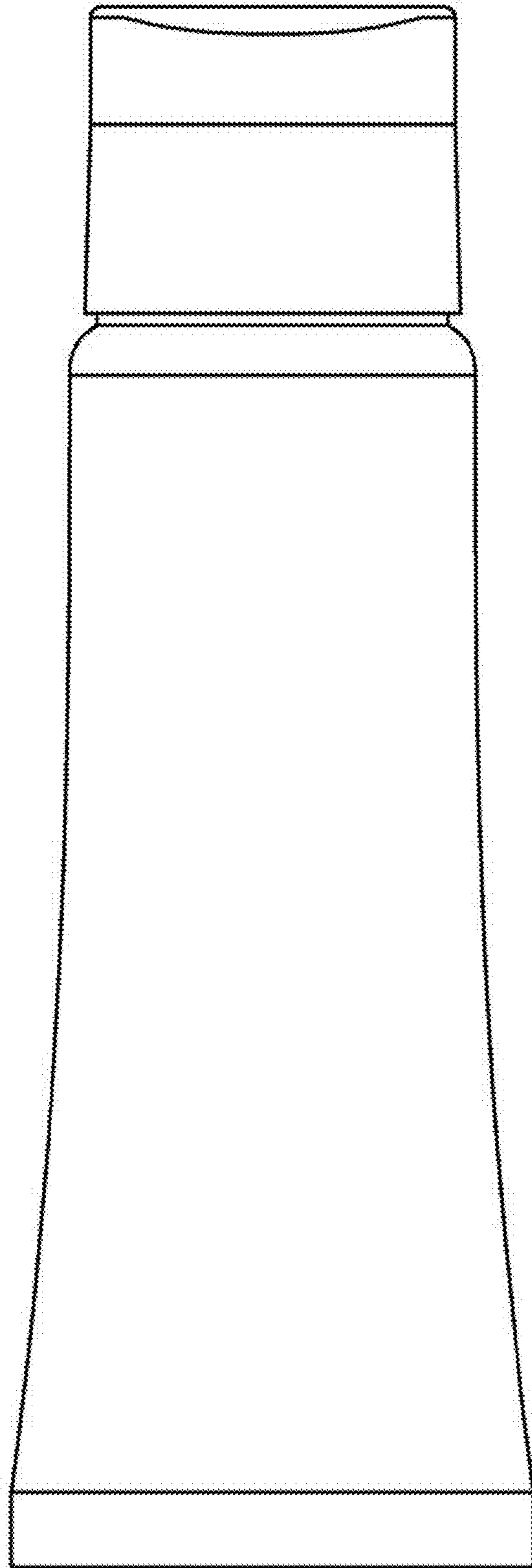


FIG. 2

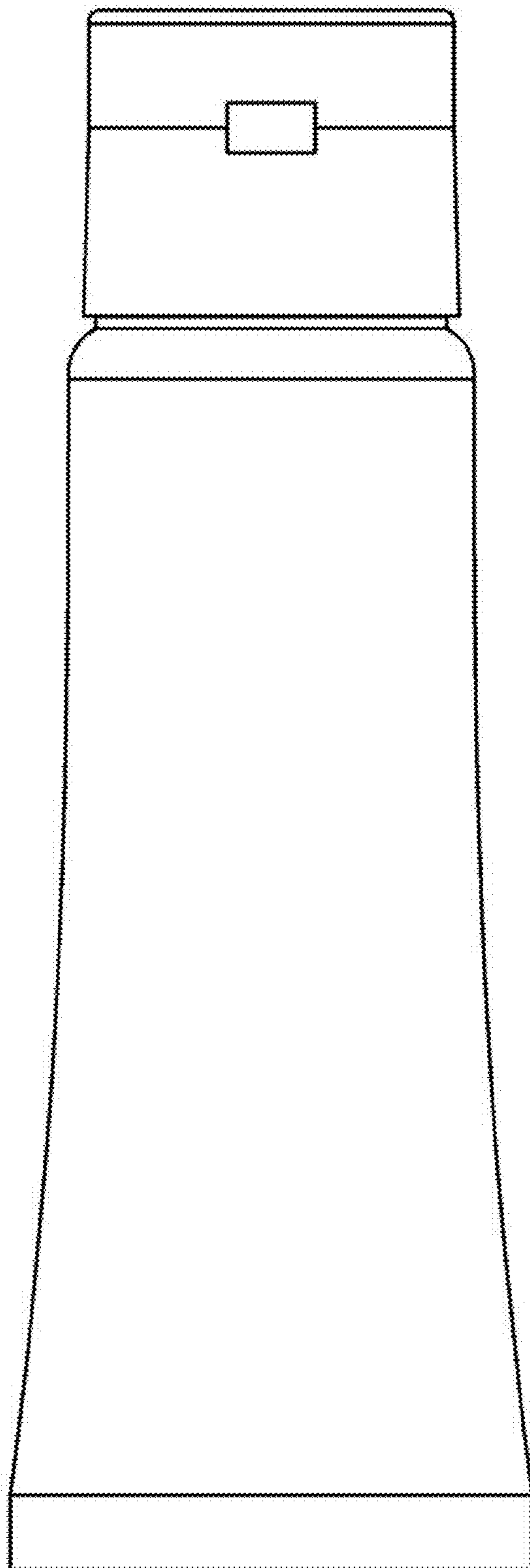


FIG. 3

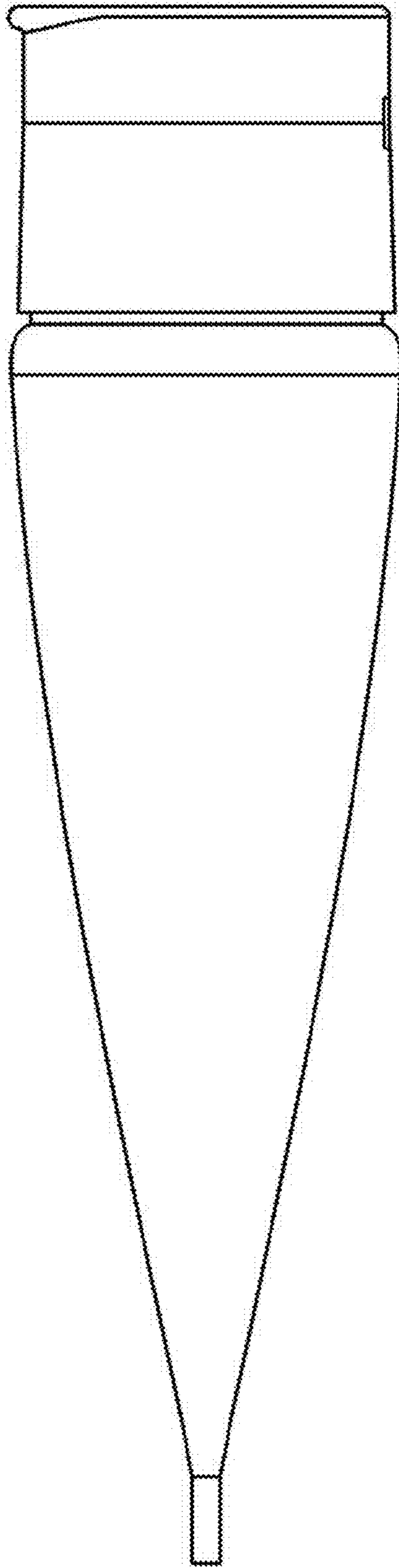


FIG. 4

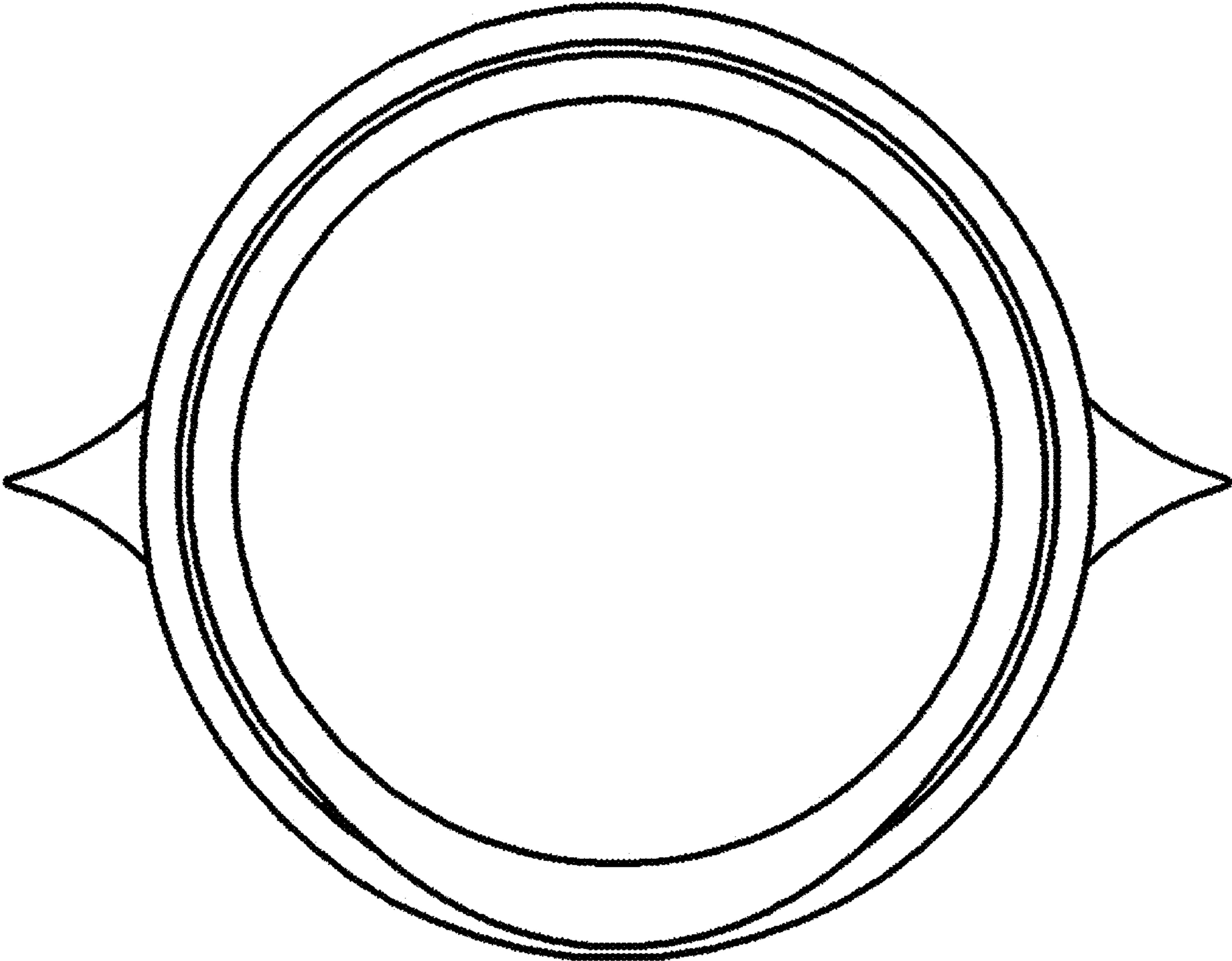


FIG. 5

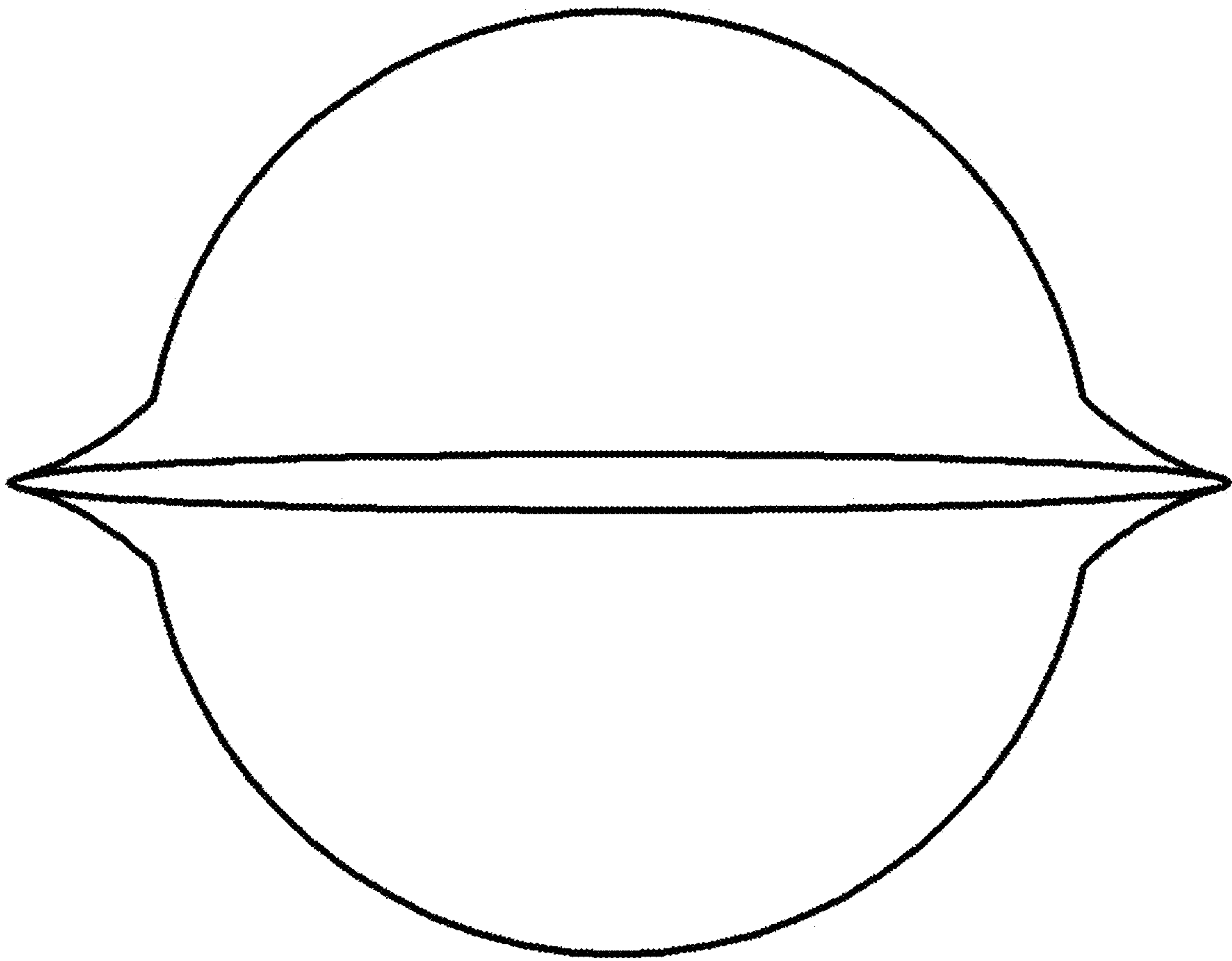


FIG. 6