



US00D766092S

(12) **United States Design Patent**  
**Maillet et al.**

(10) **Patent No.:** **US D766,092 S**

(45) **Date of Patent:** **\*\* Sep. 13, 2016**

(54) **BOTTLE**

(71) Applicants: **Régis Maillet**, Feuquieres (FR); **David Delbreuve**, Feuquieres (FR)

(72) Inventors: **Régis Maillet**, Feuquieres (FR); **David Delbreuve**, Feuquieres (FR)

(73) Assignee: **Saverglass Inc.**, Ramsey, NJ (US)

(\*\*) Term: **15 Years**

(21) Appl. No.: **29/542,763**

(22) Filed: **Oct. 16, 2015**

**Related U.S. Application Data**

(62) Division of application No. 29/467,718, filed on Sep. 23, 2013, now Pat. No. Des. 756,795.

(51) **LOC (10) Cl.** ..... **09-01**

(52) **U.S. Cl.**  
USPC ..... **D9/560**; D9/544; D9/574

(58) **Field of Classification Search**  
USPC ..... D7/300, 300.1, 598  
CPC ..... B65D 1/00; B65D 1/02; B65D 1/0223;  
B65D 23/00; B65D 81/00; B65D 2501/00;  
B65D 2501/0009; B65D 2501/0081  
See application file for complete search history.

(56) **References Cited**

**U.S. PATENT DOCUMENTS**

D387,668 S \* 12/1997 Bond ..... D9/520  
D391,494 S \* 3/1998 Bond ..... D9/546

D491,470 S \* 6/2004 Yang ..... D9/544  
D545,205 S \* 6/2007 Rica ..... D9/544  
D555,488 S \* 11/2007 Marton ..... D9/544  
D561,039 S \* 2/2008 Del Bon ..... D9/544  
D598,777 S \* 8/2009 Belke ..... D9/544  
D602,368 S \* 10/2009 Rica ..... D9/544  
D606,409 S \* 12/2009 Rica ..... D9/516  
D700,057 S \* 2/2014 Gonzalez Rodriguez ..... D9/544  
D730,191 S \* 5/2015 Hardy ..... D9/454  
D745,409 S \* 12/2015 Lecetre ..... D9/574

\* cited by examiner

*Primary Examiner* — Dana L Meyrow

(74) *Attorney, Agent, or Firm* — Fross Zelnick Lehrman & Zissu, P.C.; Charles T. J. Weigell, Esq.

(57) **CLAIM**

The ornamental design for a bottle, as shown and described.

**DESCRIPTION**

FIG. 1 is a front elevation view of a bottle showing my new design, the left side, right side and rear elevation views being identical;

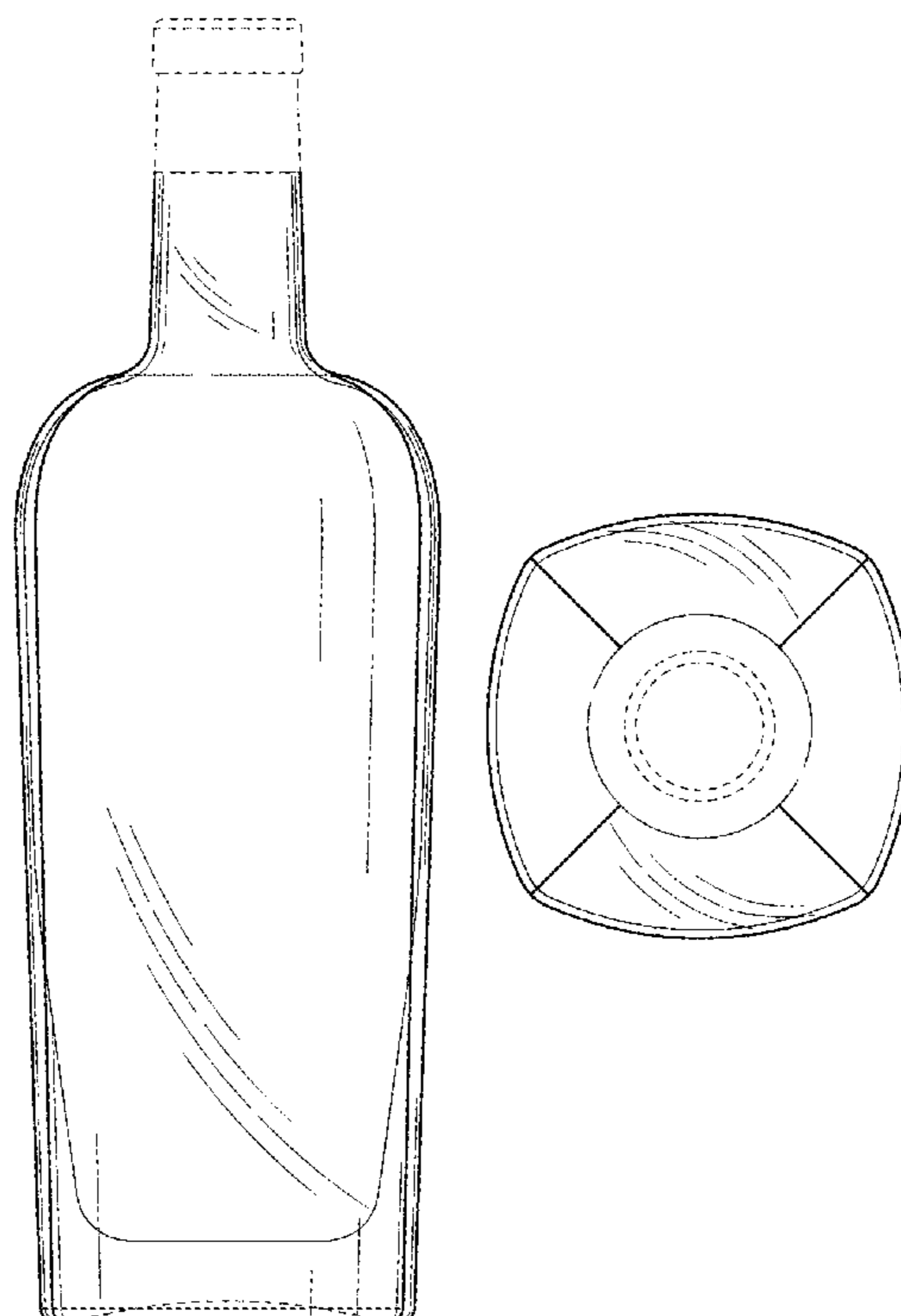
FIG. 2 is a top perspective view thereof;

FIG. 3 is a top plan view thereof, the opposing side details seen through the transparent material being omitted for ease of understanding; and,

FIG. 4 is a bottom plan view thereof.

The evenly-dashed broken lines in the drawings showing the bottle pour spout, top portion of the bottle neck, and the bottom surface recess illustrate the portions of the design that form no part of the claim. The short dash-long dash broken lines in the drawings define the bounds of the claim and form no part thereof.

**1 Claim, 1 Drawing Sheet**



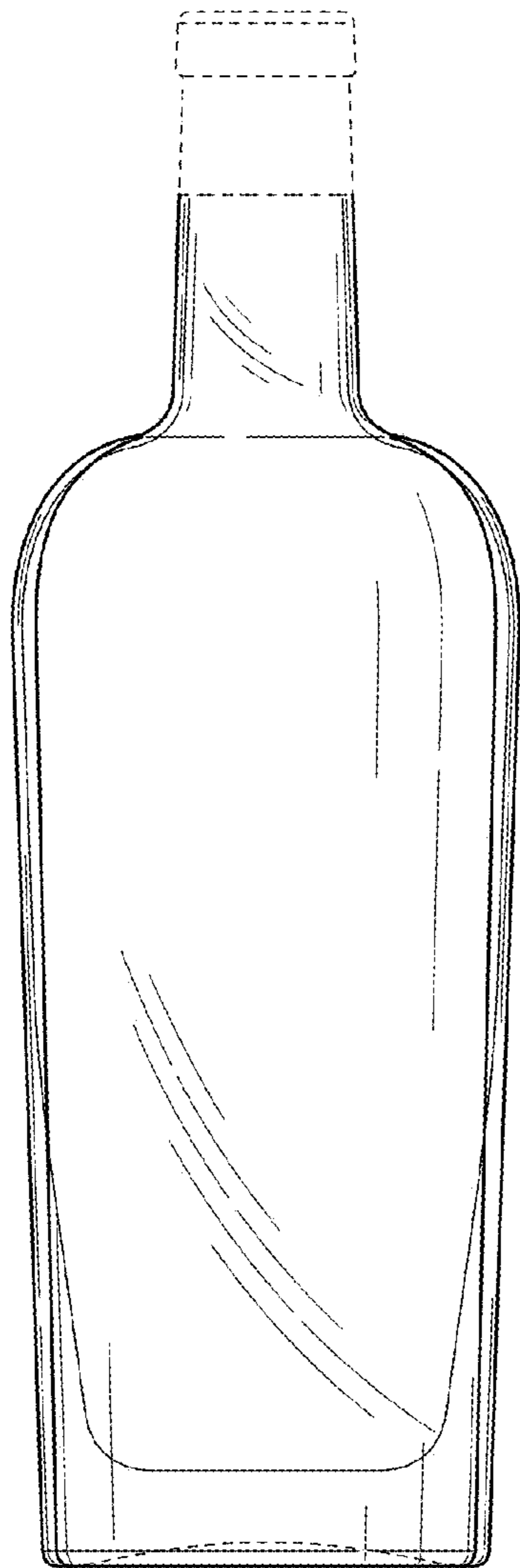


FIG. 1

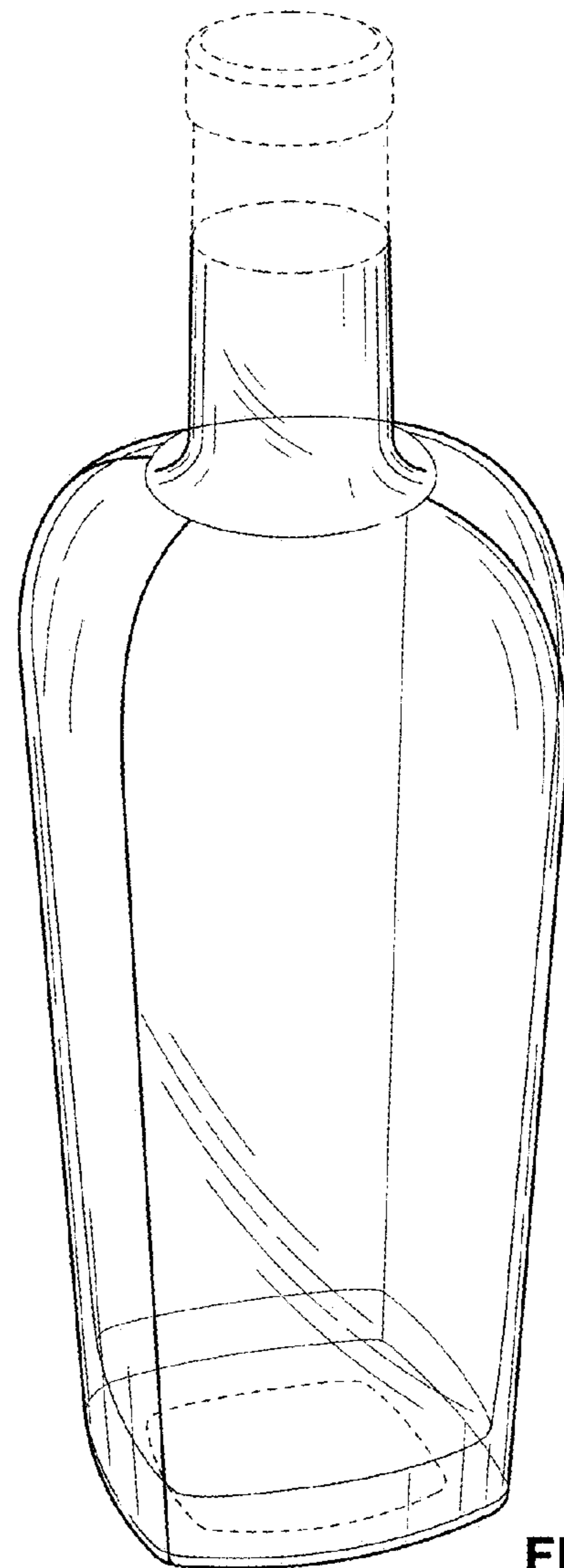


FIG. 2

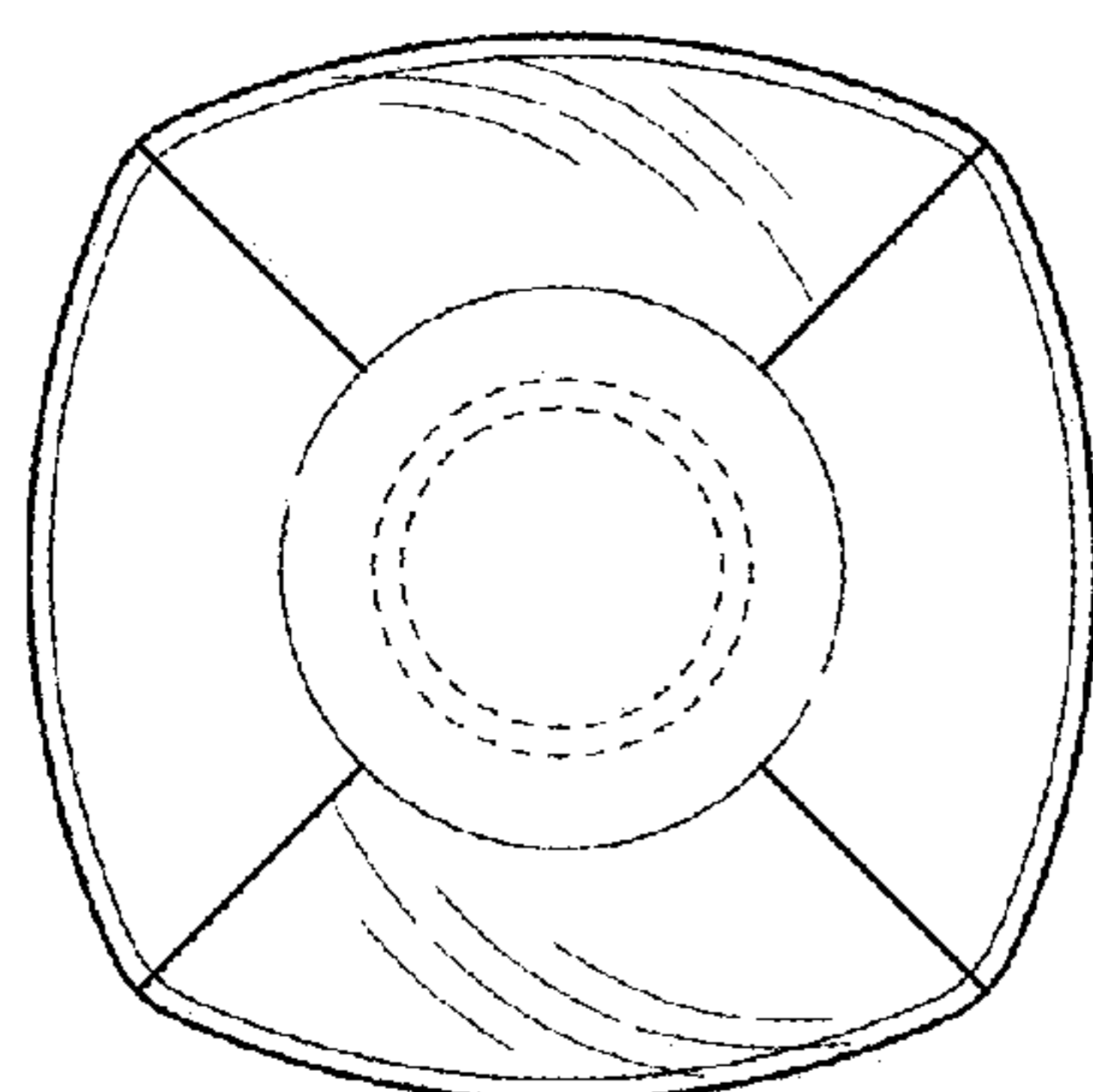


FIG. 3

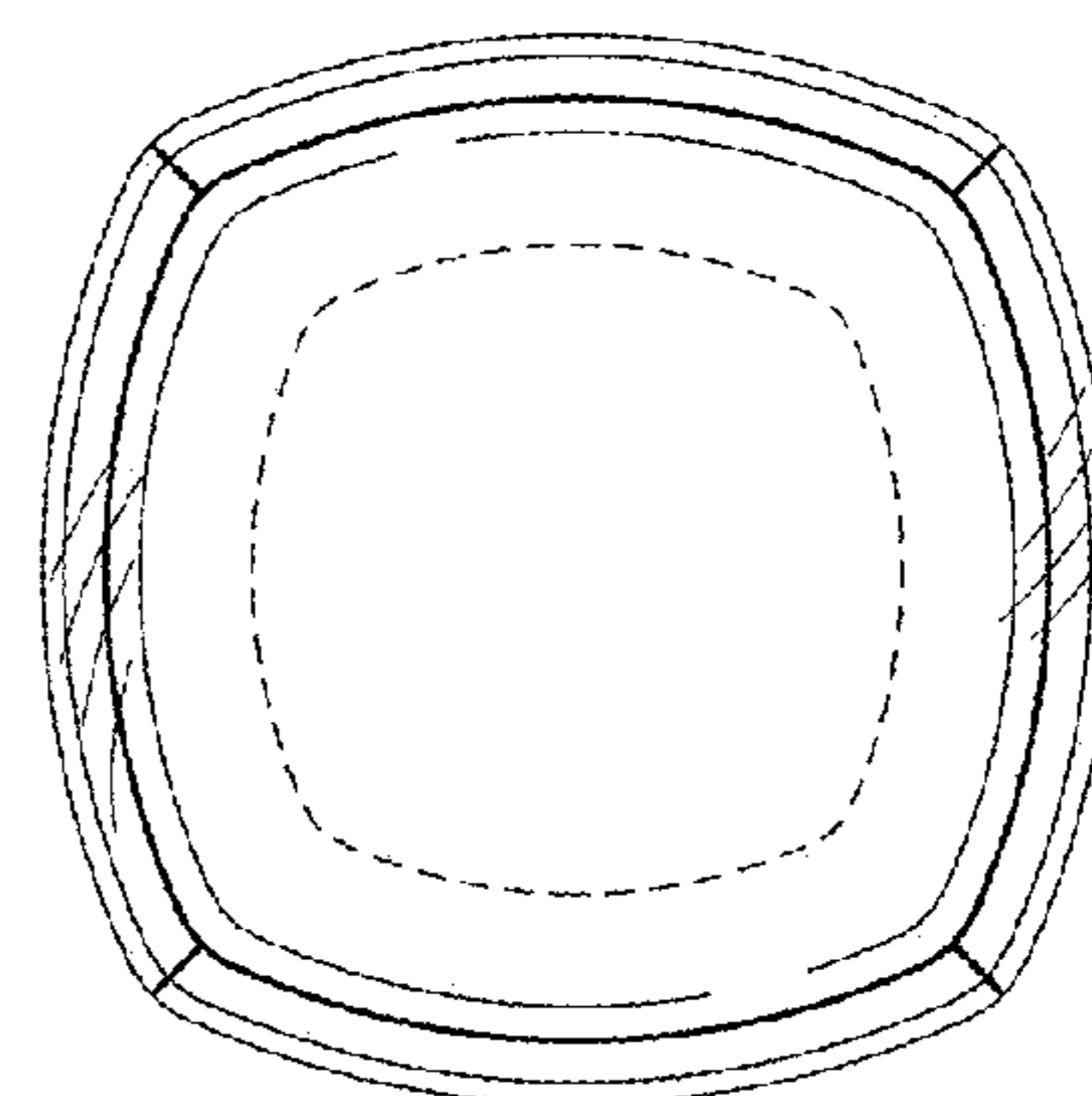


FIG. 4