

US00D766089S

(12) **United States Design Patent** (10) **Patent No.:** **US D766,089 S**
Macias Mejia et al. (45) **Date of Patent:** **** Sep. 13, 2016**

(54) **CONTAINER**
(71) Applicant: **COLGATE-PALMOLIVE COMPANY**, New York, NY (US)
(72) Inventors: **Claudia Daniela Macias Mejia**, México DF (MX); **Kiat-Cheong Toh**, Forest Hills, NY (US); **Jorge Becerra**, México DF (MX); **Luis Rodolfo Arevalo Pliego**, Queretaro (MX); **John David Lamb**, Wiltshire (GB); **Corinne Elizabeth Ashbee**, Wiltshire (GB)

D435,098 S 12/2000 Kemmis et al.
D455,349 S 4/2002 Lloyd
D458,141 S 6/2002 Crawford et al.
D461,718 S * 8/2002 Brozell D9/529
D509,745 S * 9/2005 Hill D9/529
D532,309 S * 11/2006 Stolle D9/529
D533,077 S 12/2006 Born et al.
D542,141 S 5/2007 Okin et al.
D545,682 S 7/2007 Mongeon et al.
D548,602 S * 8/2007 Escobosa D9/435
D555,003 S 11/2007 Perry et al.
D556,586 S 12/2007 Mongeon et al.
D568,162 S * 5/2008 Mongeon D9/529
D573,890 S 7/2008 Mongeon et al.

(Continued)

(73) Assignee: **Colgate-Palmolive Company**, New York, NY (US)

FOREIGN PATENT DOCUMENTS

(**) Term: **14 Years**

AR 68361 9/2000
AR 70799 2/2003

(21) Appl. No.: **29/500,713**

(Continued)

(22) Filed: **Aug. 27, 2014**

Primary Examiner — Derrick Holland
Assistant Examiner — Janice Lim

(51) **LOC (10) Cl.** **09-01**

(52) **U.S. Cl.**
USPC **D9/529**

(57) **CLAIM**
The ornamental design for a container, as shown and described.

(58) **Field of Classification Search**
USPC D3/201, 202; D9/414, 435, 499, 516, D9/529, 530, 542, 543, 549, 574, 571, 575, D9/688-691, 772, 773, 776; D28/4, 7, 9, D28/73, 76, 85; 215/379, 381-385; 220/660, 669, 675
CPC B65D 3/00; B65D 3/04; B65D 35/22; B65D 81/3227; B65D 81/3283
See application file for complete search history.


DESCRIPTION

FIG. 1 is a perspective view of a container, showing our new design;
FIG. 2 is a front view thereof;
FIG. 3 is a rear view thereof;
FIG. 4 is a right side view thereof;
FIG. 5 is a left side view thereof;
FIG. 6 is a top plan view thereof; and,
FIG. 7 is a bottom plan view thereof.
All broken lines of FIGS. 1-7 are included to show unclaimed subject matter only and form no part of the claimed design.

(56) **References Cited**
U.S. PATENT DOCUMENTS

D189,373 S 9/1959 Lerner
D200,019 S 1/1965 Gould
D234,250 S 2/1975 Holzaepfel
D403,242 S 12/1998 Edwards

1 Claim, 5 Drawing Sheets



(56)

References Cited

U.S. PATENT DOCUMENTS

D585,284 S	1/2009	Bridgman et al.	
D585,289 S *	1/2009	Toh	D9/446
D585,290 S *	1/2009	Toh	D9/446
D590,268 S *	4/2009	Floyd	D9/543
D606,867 S	12/2009	Fugate et al.	
D626,844 S *	11/2010	Shi	D9/521
D632,963 S *	2/2011	Hale	D9/438
D650,686 S	12/2011	De Cleir et al.	
D651,905 S	1/2012	Bartolomei	
D652,307 S	1/2012	White et al.	

FOREIGN PATENT DOCUMENTS

AR	79194	4/2009
AR	79195	4/2009

AR	84877	12/2012
BR	DI 6502815-5	9/2005
BR	DI6503457-0	12/2005
BR	DI 6603109-5	11/2006
BR	DI 6703669-4	4/2008
BR	DI6703670-8	4/2008
BR	DI6804054-7	9/2008
BR	DI6802759-3	9/2009
BR	DI 6904655-7	12/2009
CL	200500181	1/2005
CO	04-053088	6/2004
CO	04-053089	6/2004
MX	17098	2/2003
MX	20094	4/2004
MX	30590 B	4/2009
MX	30978 B	4/2009

* cited by examiner

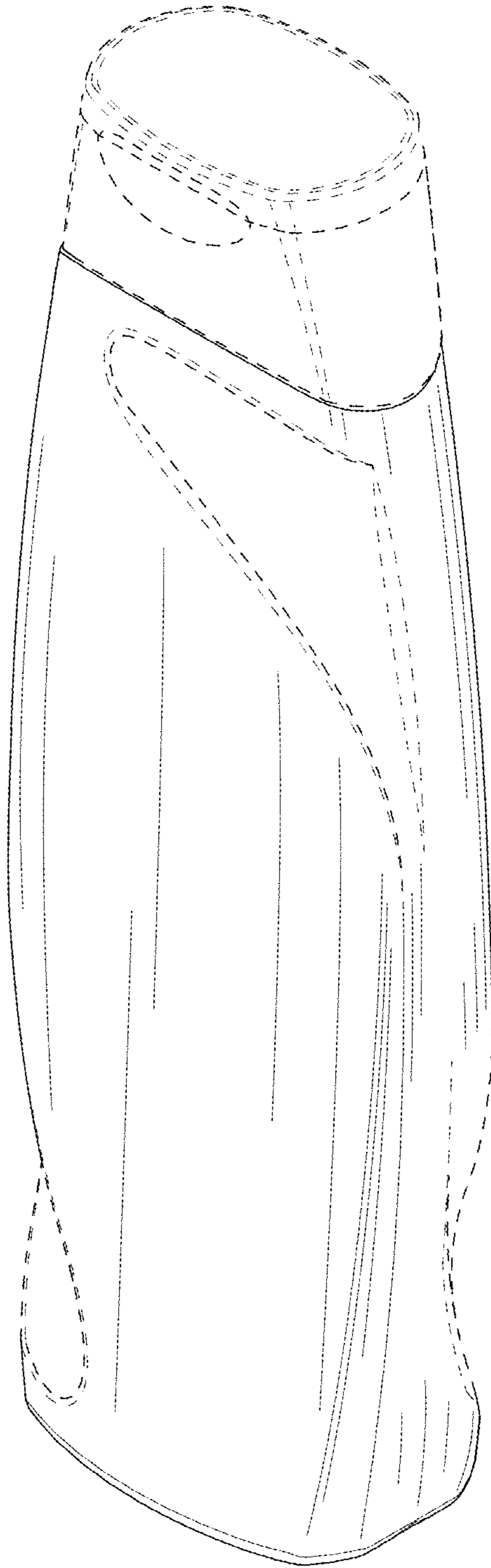


FIG. 1

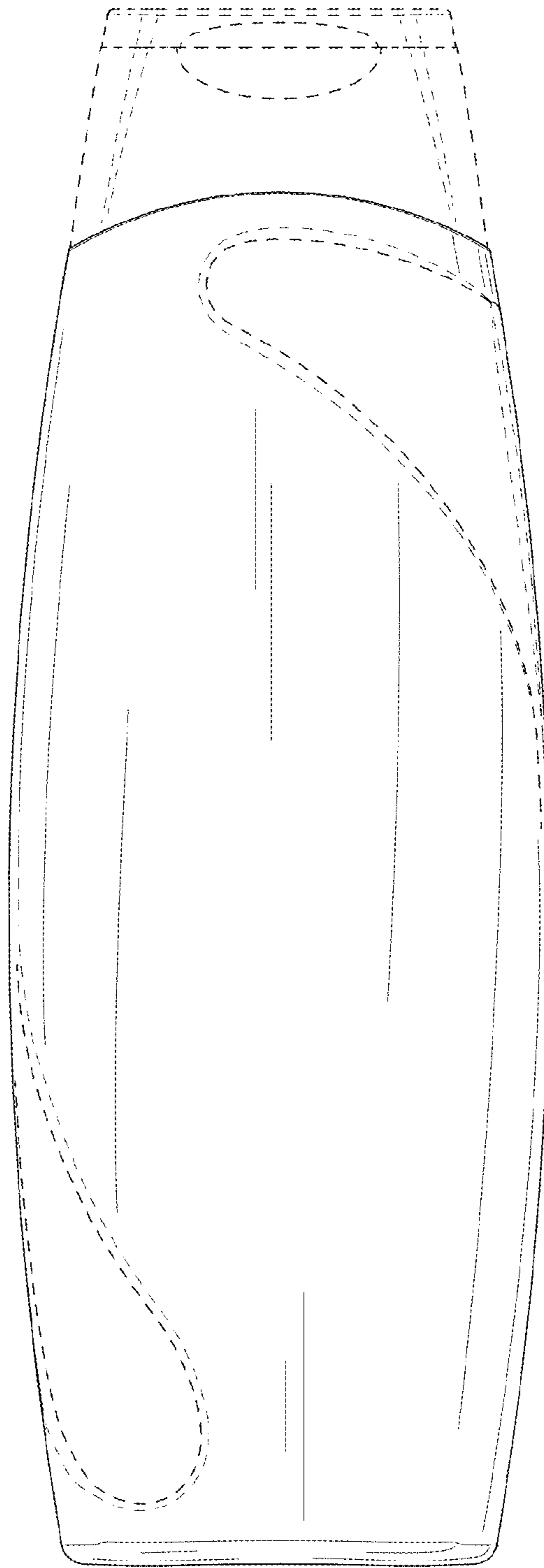


FIG. 2

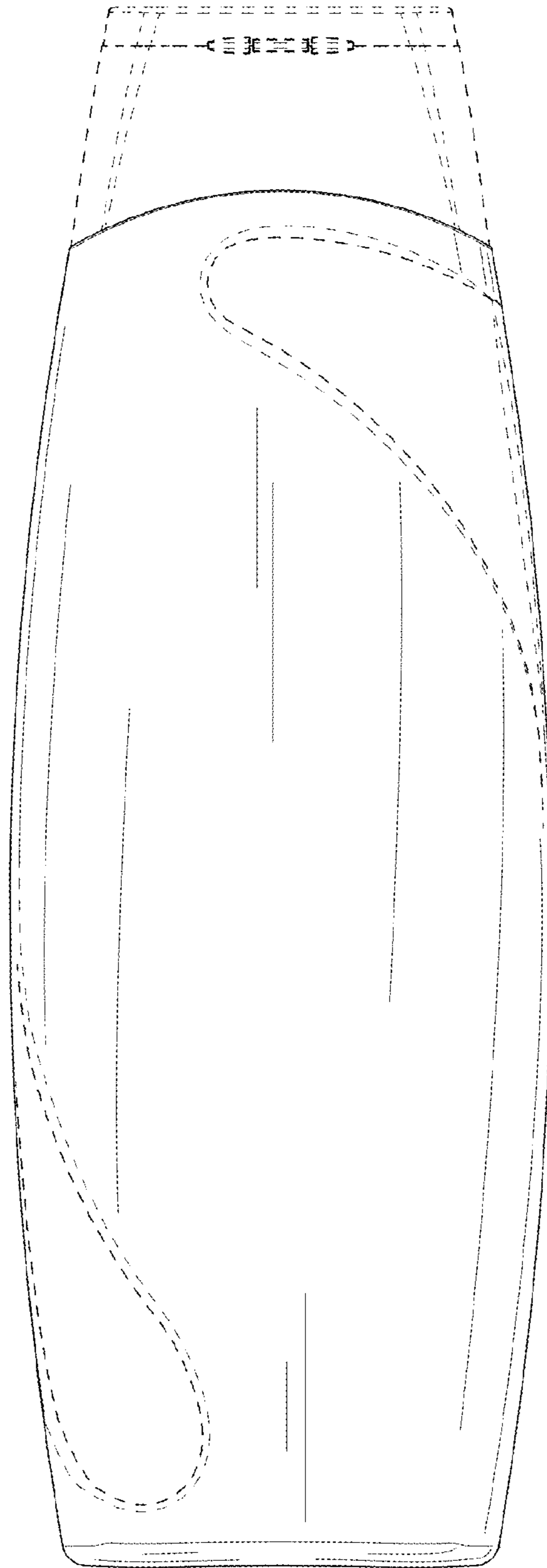


FIG. 3

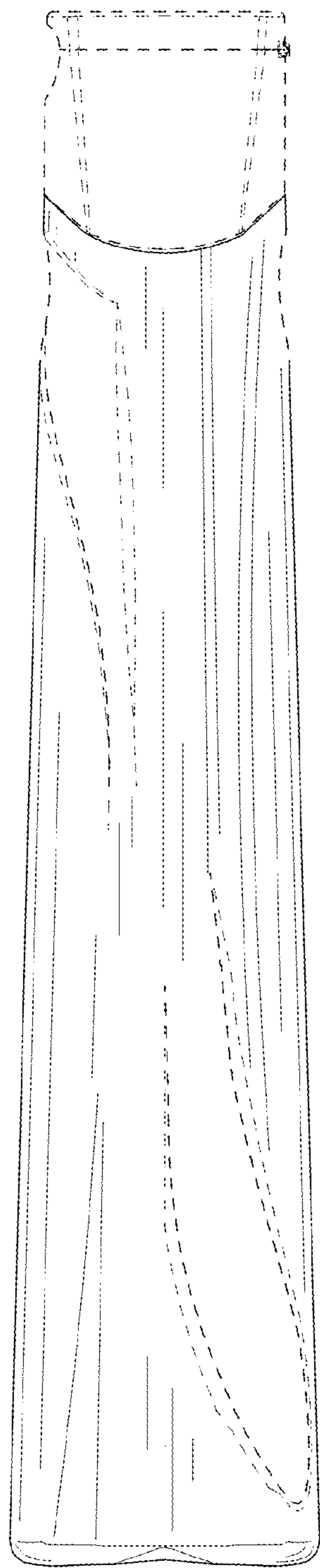


FIG. 4

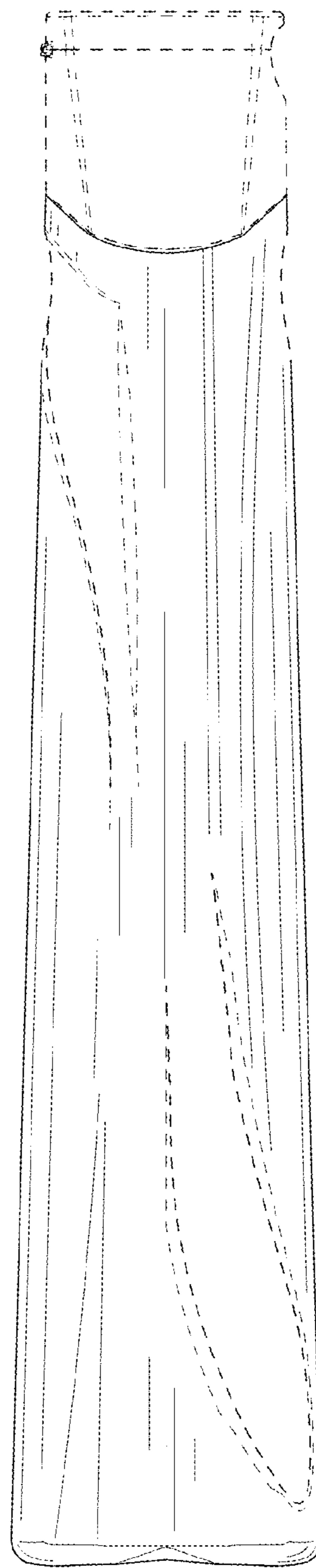


FIG. 5

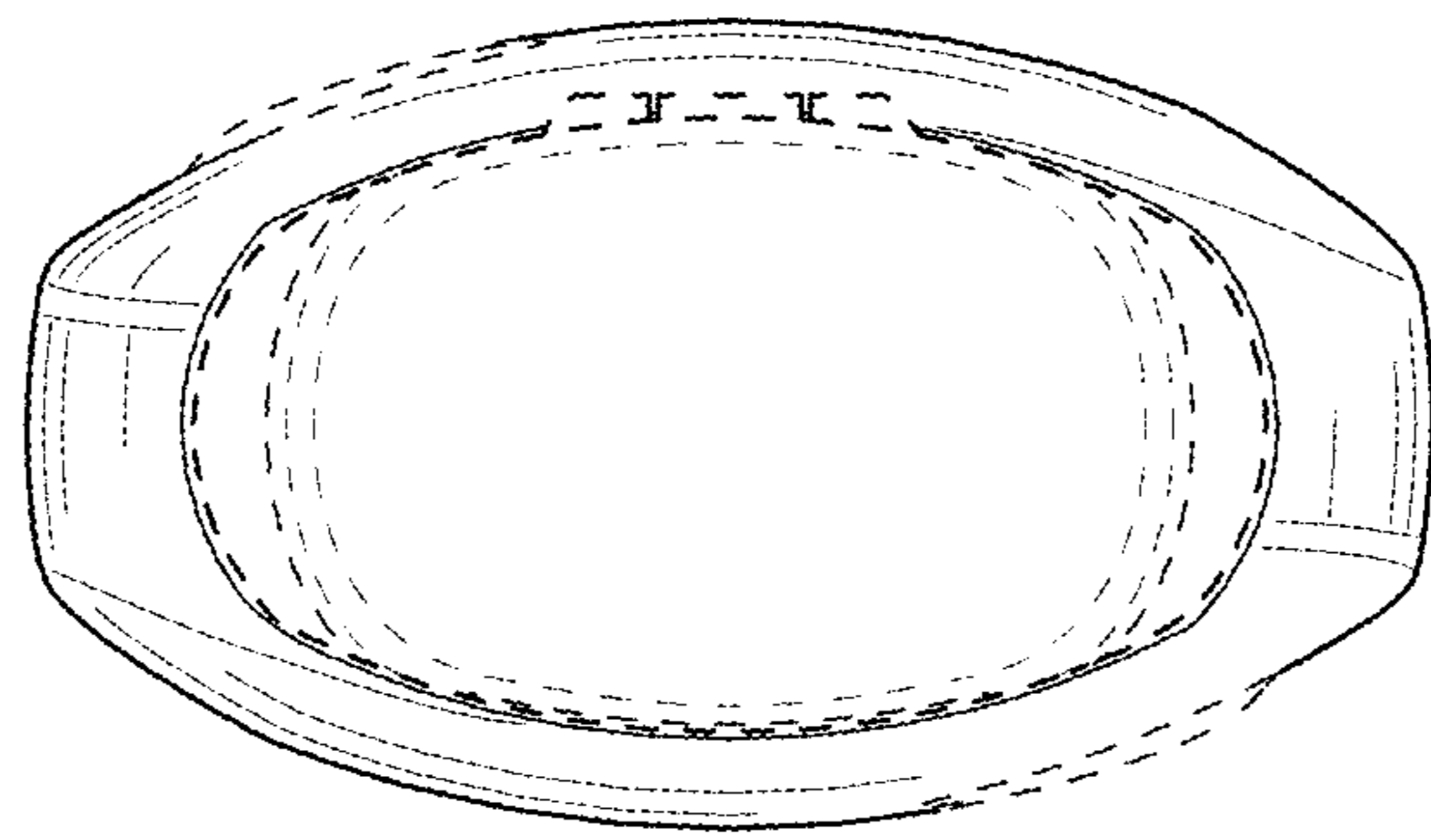


FIG. 6

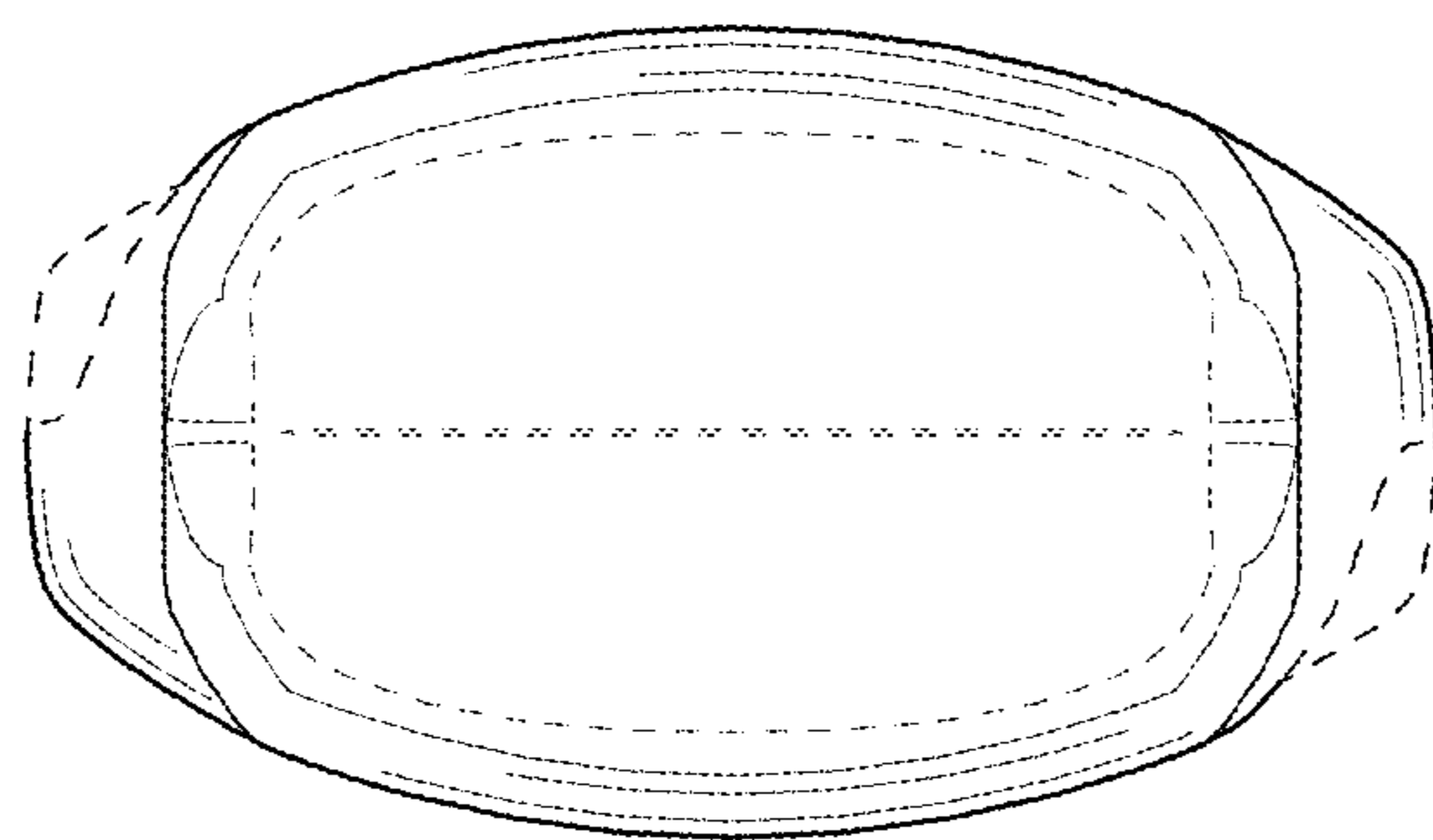


FIG. 7