



US00D766077S

(12) **United States Design Patent** (10) **Patent No.:** **US D766,077 S**
Margaris (45) **Date of Patent:** **** Sep. 13, 2016**

(54) **CUP**
 (71) Applicant: **Spiros Margaris**, Rorschacherberg
 (CH)
 (72) Inventor: **Spiros Margaris**, Rorschacherberg
 (CH)
 (**) Term: **14 Years**
 (21) Appl. No.: **29/509,180**
 (22) Filed: **Nov. 14, 2014**

(30) **Foreign Application Priority Data**
 May 15, 2014 (CH) 140719
 (51) **LOC (10) Cl.** **09-03**
 (52) **U.S. Cl.**
 USPC **D9/416**
 (58) **Field of Classification Search**
 USPC D9/414-419, 499, 689, 435, 556,
 D9/773-780, 500; D7/391.2, 509, 510;
 D26/9; D3/257, 302; D32/37; 215/255,
 215/383, 43; 206/497
 CPC B65D 1/04; B65D 1/165; A47G 19/2266;
 B29C 49/06
 See application file for complete search history.

(56) **References Cited**
 U.S. PATENT DOCUMENTS
 566,067 A * 8/1896 Duck B65D 1/04
 215/383
 2,252,915 A * 8/1941 Conill A47G 19/2266
 215/43
 D365,021 S * 12/1995 Park D9/500
 6,472,007 B2 * 10/2002 Bezek B65D 1/165
 206/497
 D468,507 S * 1/2003 McGee D32/37
 D531,903 S * 11/2006 Haubein D9/500
 D549,596 S * 8/2007 Ioannides D9/776
 D559,677 S * 1/2008 Laib D3/302
 D563,099 S * 3/2008 Sandman D3/257
 D577,959 S * 10/2008 Sandberg D7/509

D579,333 S * 10/2008 Dixon D9/500
 D592,518 S * 5/2009 Faulon D9/500
 D592,523 S * 5/2009 Padain D9/689
 D598,753 S * 8/2009 Schwartz D9/435
 D615,877 S * 5/2010 Hu D9/556
 D626,015 S * 10/2010 Diss D9/556
 D633,229 S * 2/2011 McWillis D26/9
 D651,526 S * 1/2012 Hu D9/773
 D659,473 S * 5/2012 Ghiassi D7/510
 D672,663 S * 12/2012 Baker D9/774
 D684,869 S * 6/2013 Pellaud D9/776
 D690,610 S * 10/2013 Maxwell-Wood D9/778
 D696,594 S * 12/2013 Baker D9/773
 D713,201 S * 9/2014 Rees D7/509

(Continued)

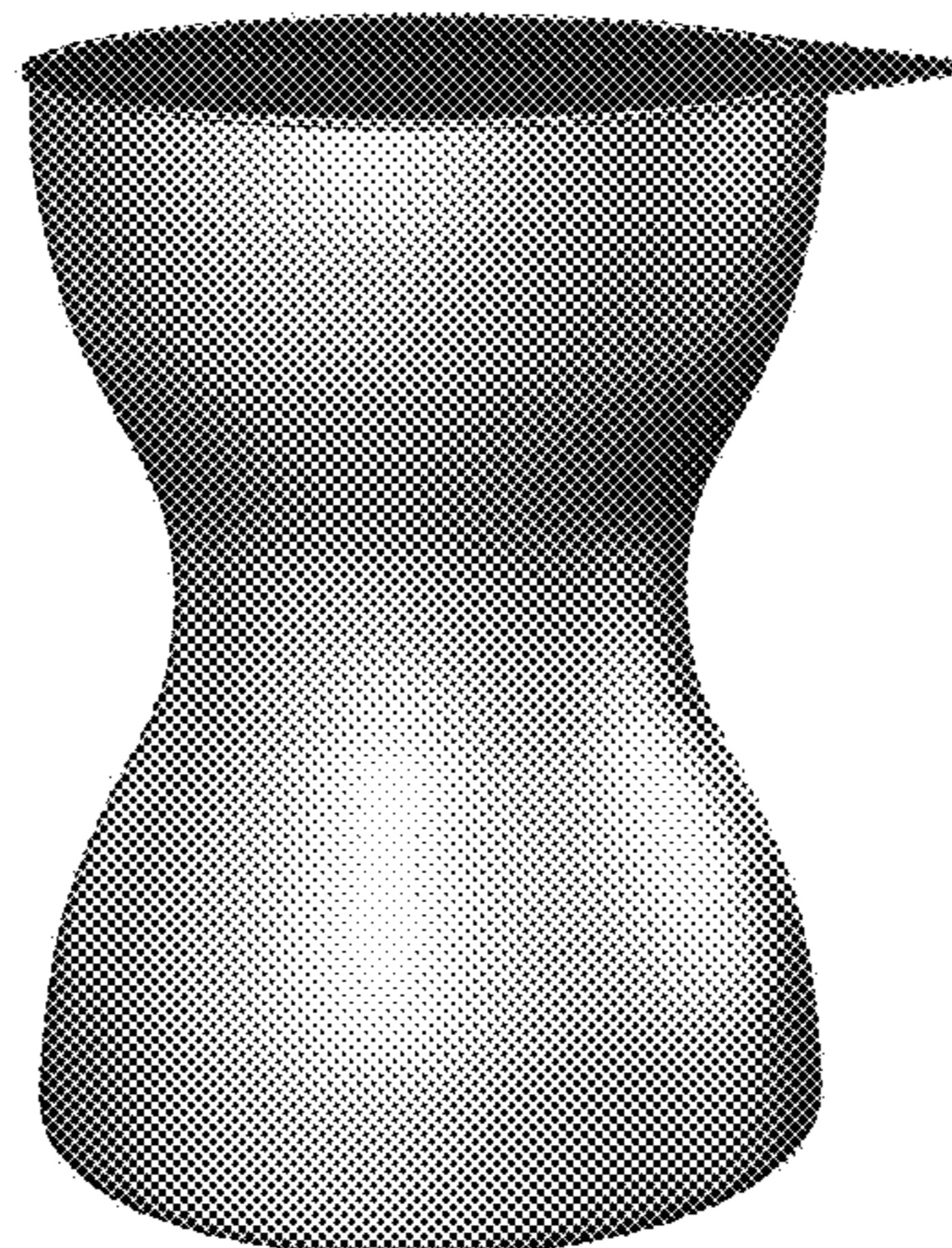
Primary Examiner — Holly Baynham
Assistant Examiner — Rhea Shields
 (74) *Attorney, Agent, or Firm* — Harness, Dickey & Pierce,
 P.L.C.

(57) **CLAIM**
 The ornamental design for a cup, as shown.

DESCRIPTION

FIG. 1 is a front perspective view of a first embodiment of a cup, showing my new design; and FIG. 2 is a top view thereof. FIG. 3 is a front perspective view of a second embodiment of a cup, showing my new design; and FIG. 4 is a top view thereof. FIG. 5 is a front perspective view of a third embodiment of a cup, showing my new design; and FIG. 6 is a top view thereof. FIG. 7 is a front perspective view of a fourth embodiment of a cup, showing my new design; and FIG. 8 is a top view thereof. FIG. 9 is a front perspective view of a fifth embodiment of a cup, showing my new design; and FIG. 10 is a top view thereof. FIG. 11 is a front perspective view of a sixth embodiment of a cup, showing my new design; and, FIG. 12 is a top view thereof.

1 Claim, 12 Drawing Sheets



US D766,077 S

Page 2

(56)

References Cited

2007/0045218 A1* 3/2007 Afandyan B29C 49/06
215/255

U.S. PATENT DOCUMENTS

D734,638 S * 7/2015 Wahl D7/392.1 * cited by examiner




Figure 1




Figure 2




Figure 3




Figure 4

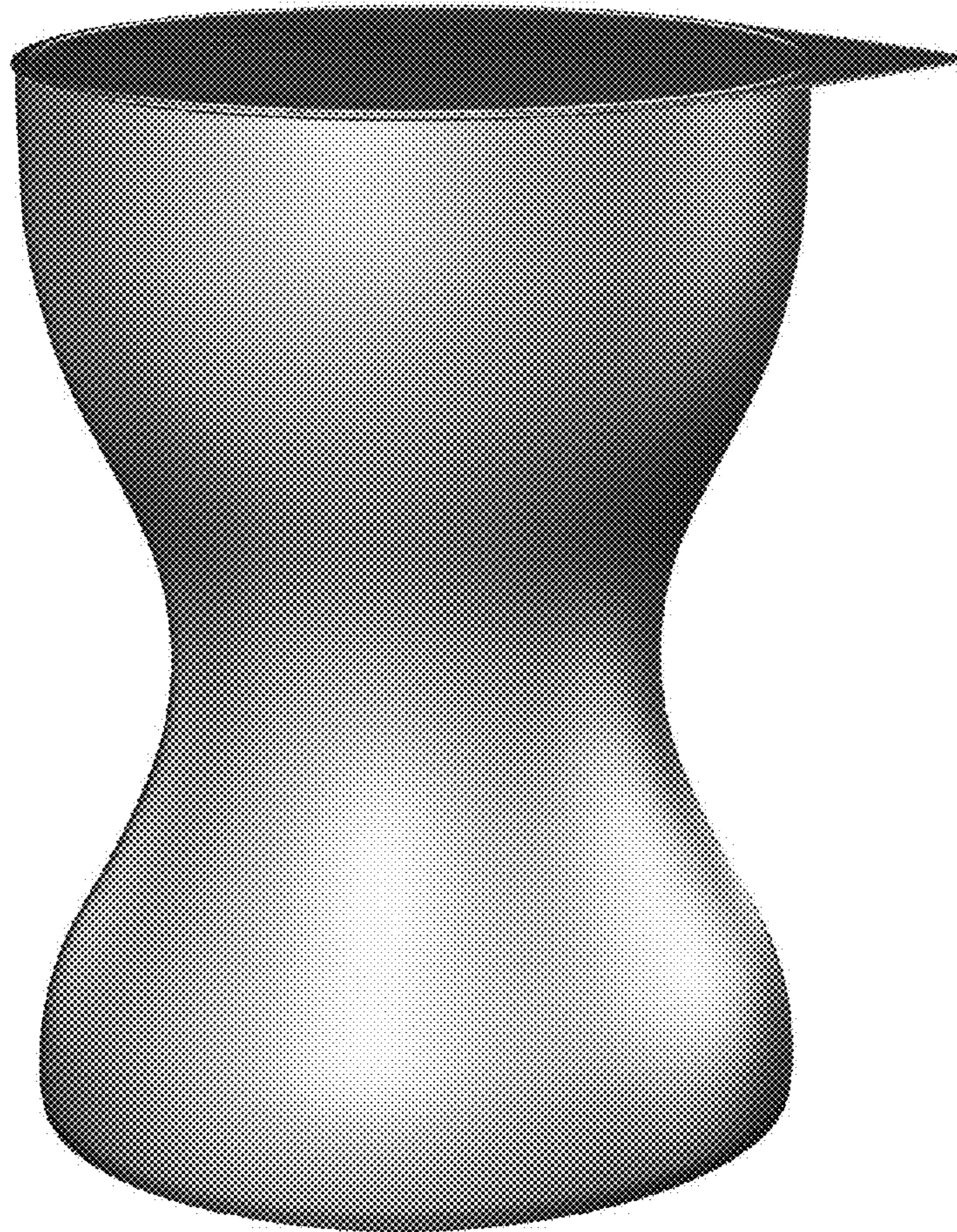


Figure 5




Figure 6




Figure 7




Figure 8




Figure 9




Figure 10




Figure 11




Figure 12