



US00D766062S

(12) **United States Design Patent** (10) **Patent No.:** **US D766,062 S**  
**Phillips et al.** (45) **Date of Patent:** **\*\* Sep. 13, 2016**

(54) **HANDLE**

Y10S 16/25; Y10S 16/901; Y10S 292/31;  
Y10S 56/18

(71) Applicant: **IMPLUS FOOTCARE, LLC**, Durham, NC (US)

See application file for complete search history.

(72) Inventors: **Peter Cassidy Phillips**, Austin, TX (US); **Mauricio Delgado**, Austin, TX (US)

(56) **References Cited**

U.S. PATENT DOCUMENTS

(73) Assignee: **IMPLUS FOOTCARE, LLC**, Durham, NC (US)

D52,489 S *	9/1918	Palmer	.....	D8/303
D320,125 S *	9/1991	Hacker	.....	D7/395
D358,539 S *	5/1995	Lee	.....	D8/83
D441,162 S *	4/2001	Grove et al.	.....	D34/27
D543,779 S *	6/2007	Haneda	.....	D7/395
D609,048 S *	2/2010	Yeh	.....	D7/395
D693,641 S *	11/2013	Slaker et al.	.....	D7/395
D698,219 S *	1/2014	Lee	.....	D8/107
2010/0095487 A1 *	4/2010	Gitman et al.	.....	16/430

(\*\*) Term: **14 Years**

\* cited by examiner

(21) Appl. No.: **29/502,269**

(22) Filed: **Sep. 12, 2014**

*Primary Examiner* — Derrick Holland

(51) **LOC (10) Cl.** ..... **08-06**

*Assistant Examiner* — Lauren Calve

(52) **U.S. Cl.**

USPC ..... **D8/303**

(74) *Attorney, Agent, or Firm* — Buchanan Ingersoll & Rooney PC

(58) **Field of Classification Search**

USPC ..... D8/80, 82, 83, 84, 85, 86, 87, 107, 300, D8/303, 307; D15/142; D7/393, 395; 16/110.1, 421, 429, 430, 431; 81/177.1, 177.85, 489; 74/473.35, 489, 74/523, 543, 551.9, 553, 557

(57) **CLAIM**

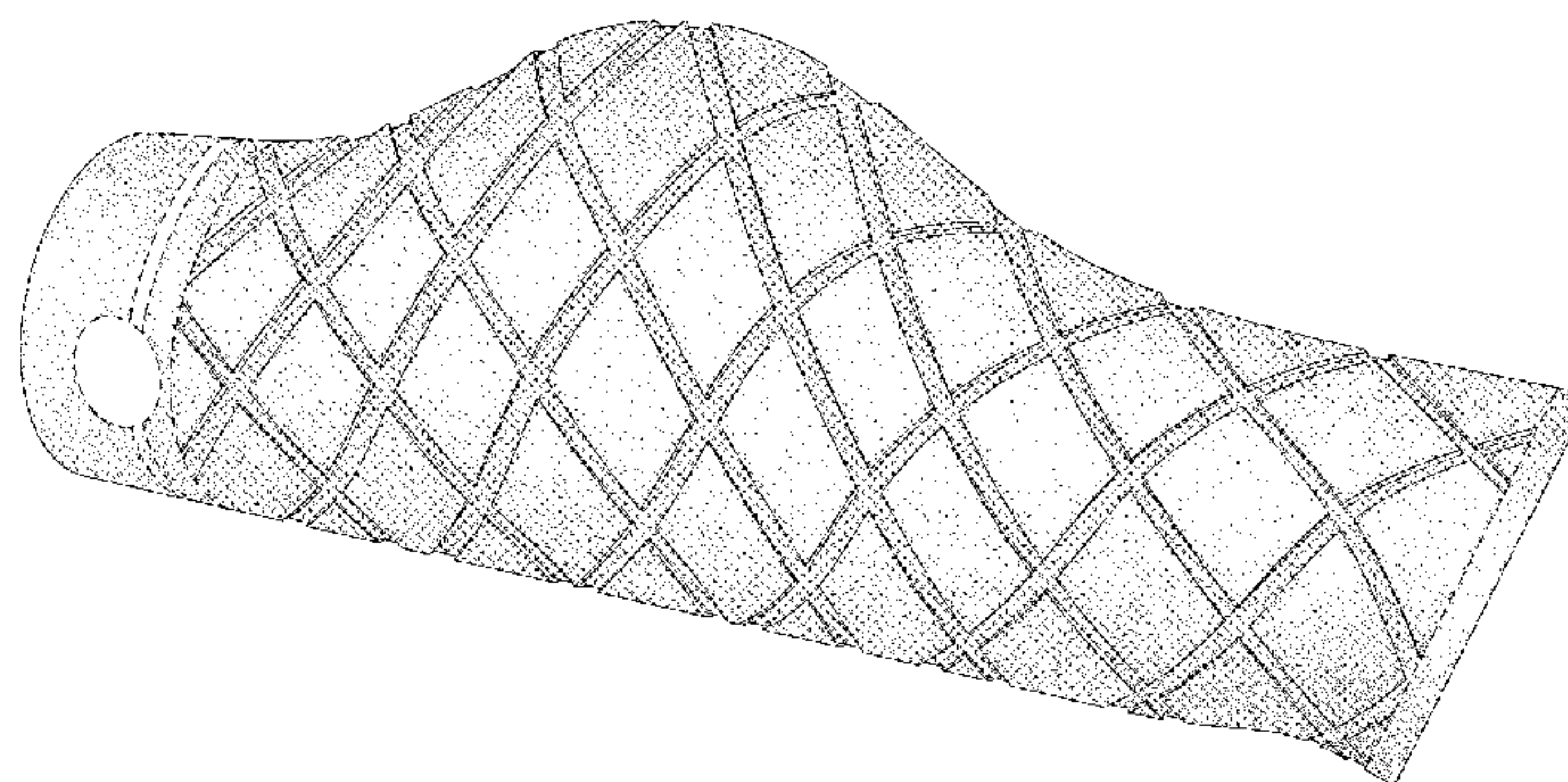
The ornamental design for a handle, as shown and described.

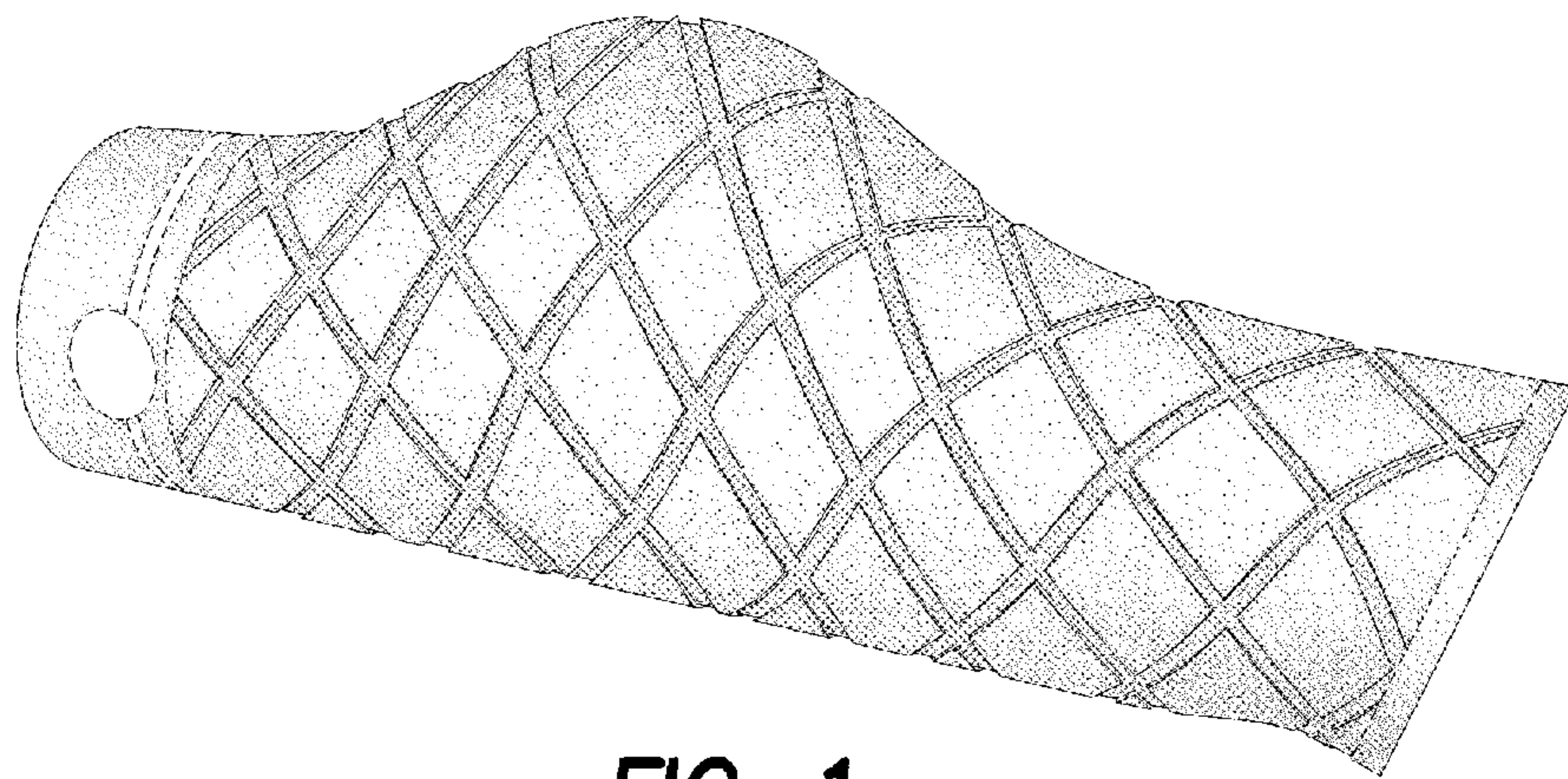
CPC ... Y10T 16/469; Y10T 16/44; Y10T 16/476; Y10T 16/473; Y10T 74/2078; Y10T 74/20828; Y10T 16/498; Y10T 16/466; Y10T 16/506; Y10T 16/513; Y10T 16/4719; Y10T 16/46; Y10T 16/4713; Y10T 74/20792; Y10T 16/4559; Y10T 74/20732; Y10T 16/4707; Y10T 403/32475; Y10T 16/455; Y10T 16/4571; Y10T 74/20876; Y10T 74/20864; Y10T 16/4554; Y10T 16/509; Y10T 74/2087; Y10T 16/459; Y10T 16/4563; Y10T 74/20612; Y10T 16/4567; Y10T 16/4644; Y10T 16/4636; Y10S 16/12; Y10S 16/30; Y10S 16/24; Y10S 16/19; Y10S 16/90; Y10S 16/41; Y10S 16/902; Y10S 16/40; Y10S 16/903; Y10S 16/904;

**DESCRIPTION**

FIG. 1 is a perspective view of a handle showing our new design;  
FIG. 2 is a left side view thereof;  
FIG. 3 is a front view thereof;  
FIG. 4 is a right side view thereof;  
FIG. 5 is a rear view thereof;  
FIG. 6 is a bottom view thereof; and,  
FIG. 7 is a top view thereof.  
The broken lines shown represent unclaimed subject matter and form no part of the claimed design.

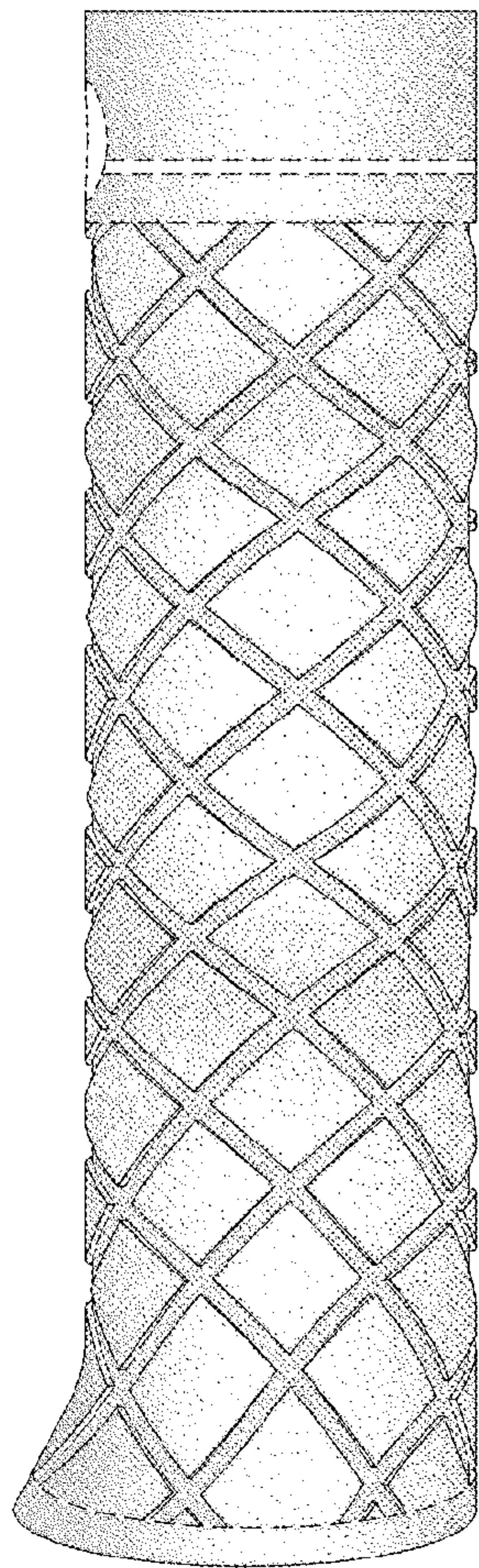
**1 Claim, 4 Drawing Sheets**



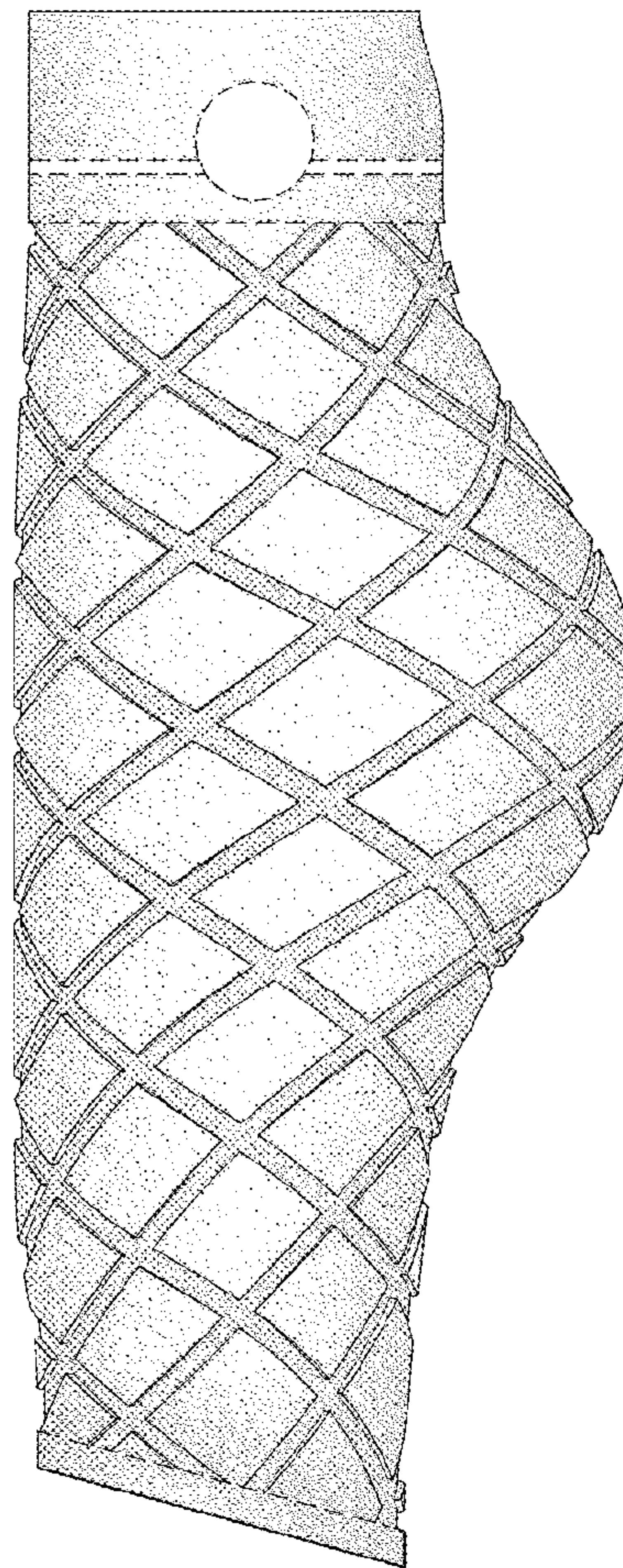


**FIG. 1**



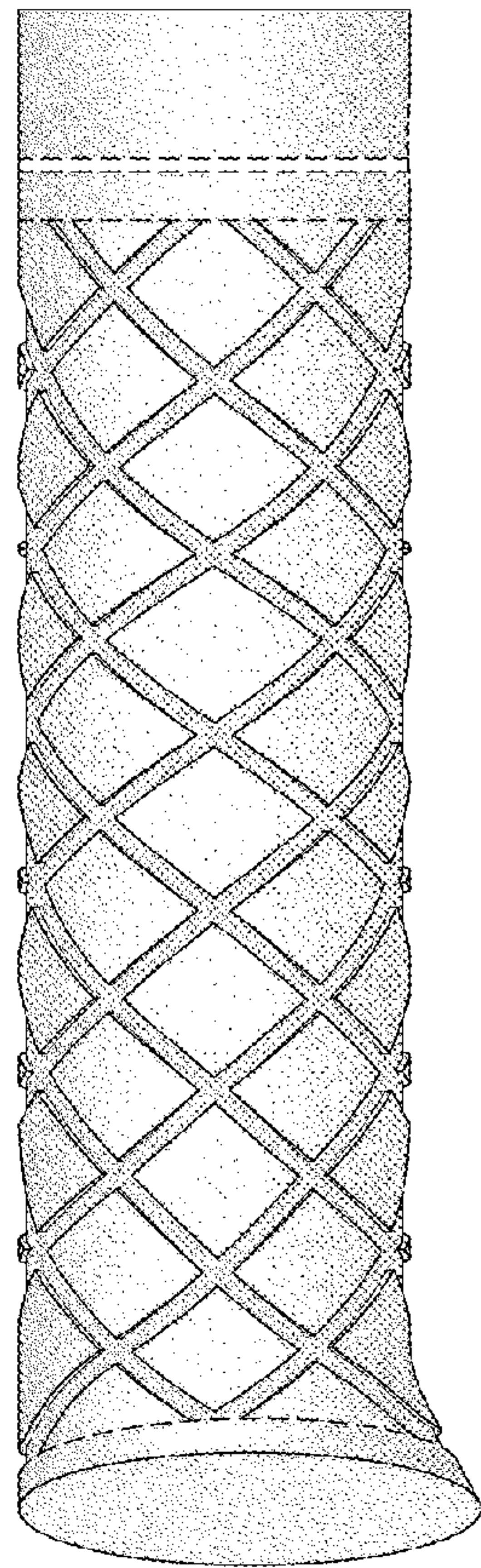


**FIG. 2**




**FIG. 3**

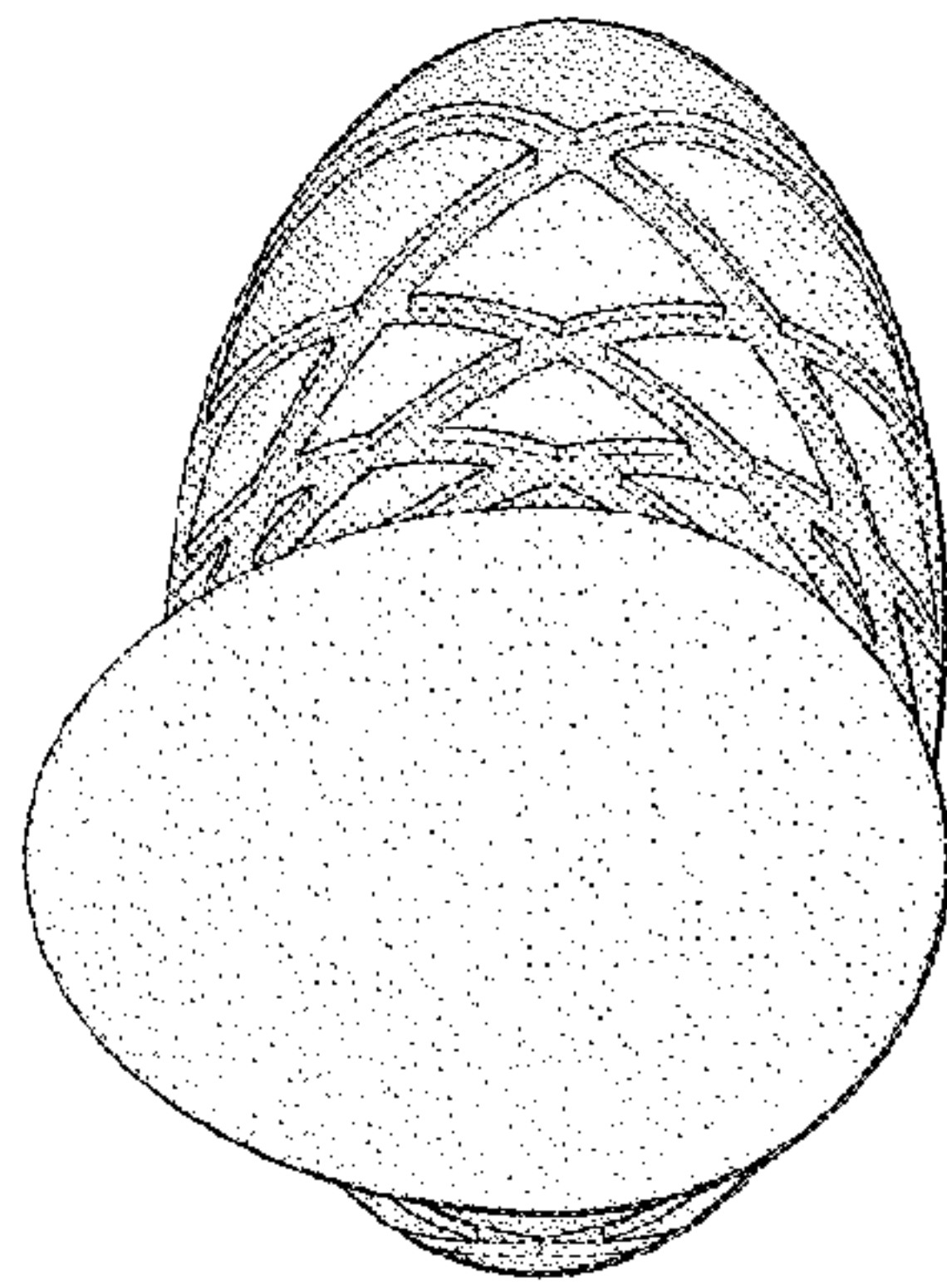




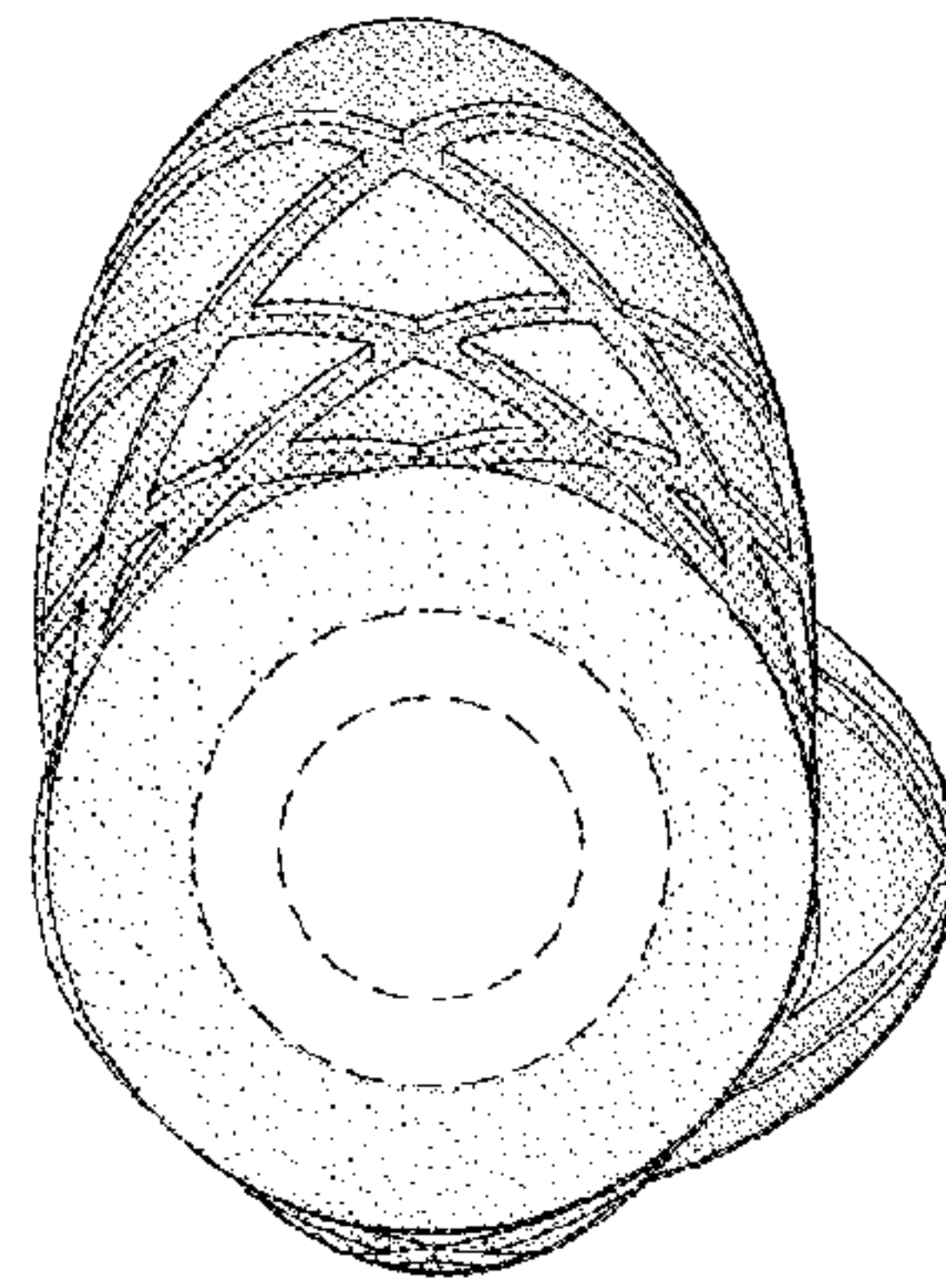
**FIG. 4**



**FIG. 5**



**FIG. 6**



**FIG. 7**