

US00D766061S

(12) **United States Design Patent**  
**Barr**

(10) **Patent No.:** **US D766,061 S**

(45) **Date of Patent:** **\*\* Sep. 13, 2016**

(54) **POCKET KNIFE**

(71) Applicant: **Caffeinate Labs, Inc.**, Somerville, MA  
(US)

(72) Inventor: **Nathan Gregg Barr**, Portland, ME  
(US)

(\*\*) Term: **15 Years**

(21) Appl. No.: **29/540,497**

(22) Filed: **Sep. 24, 2015**

**Related U.S. Application Data**

(62) Division of application No. 29/481,091, filed on Jan. 31, 2014.

(51) **LOC (10) Cl.** ..... **08-03**

(52) **U.S. Cl.**  
USPC ..... **D8/99**

(58) **Field of Classification Search**

USPC ..... D8/98, 99, 100, 105, 107; D22/118

CPC ..... B26B 3/06; B26B 1/10; B26B 1/02;

B26B 1/04; B26B 1/042; B26B 1/046

See application file for complete search history.

(56) **References Cited**

**U.S. PATENT DOCUMENTS**

2,596,294 A \* 5/1952 Schrade ..... B26B 1/046  
30/161

4,312,128 A \* 1/1982 Olsen ..... B26B 1/02  
30/157

D411,091 S \* 6/1999 Halligan ..... D8/99

D414,671 S \* 10/1999 Halligan ..... D8/99

D429,986 S \* 8/2000 Cheng ..... D8/99

6,101,722 A \* 8/2000 Cheng ..... B26B 1/02  
30/155

6,101,724 A \* 8/2000 Halligan ..... B26B 1/044  
30/155

6,105,255 A \* 8/2000 Cheng ..... B26B 1/044  
30/155

D492,568 S \* 7/2004 Allen ..... D8/99

6,804,887 B2 \* 10/2004 Cheng ..... B26B 1/044  
30/155

6,848,184 B2 \* 2/2005 Cheng ..... B26B 1/044  
30/155

D505,057 S \* 5/2005 Ralph ..... D8/99

D605,021 S \* 12/2009 Noraker ..... D8/100

D605,022 S \* 12/2009 Noraker ..... D8/100

D623,040 S \* 9/2010 Freeman ..... D8/107

D664,826 S \* 8/2012 Lebeau ..... D8/99

D664,827 S \* 8/2012 Lebeau ..... D8/99

\* cited by examiner

*Primary Examiner* — Phillip S Hyder

(74) *Attorney, Agent, or Firm* — Anne-Marie Dinius

(57) **CLAIM**

The ornamental design for a pocket knife, as shown and described.

**DESCRIPTION**

FIG. 1 is a front elevation view of a pocket knife showing my new design, with the blade in the open position;

FIG. 2 is a front perspective view thereof with the blade in the closed position;

FIG. 3 is a top plan view thereof;

FIG. 4 is a bottom plan view thereof;

FIG. 5 is a left side elevation view thereof;

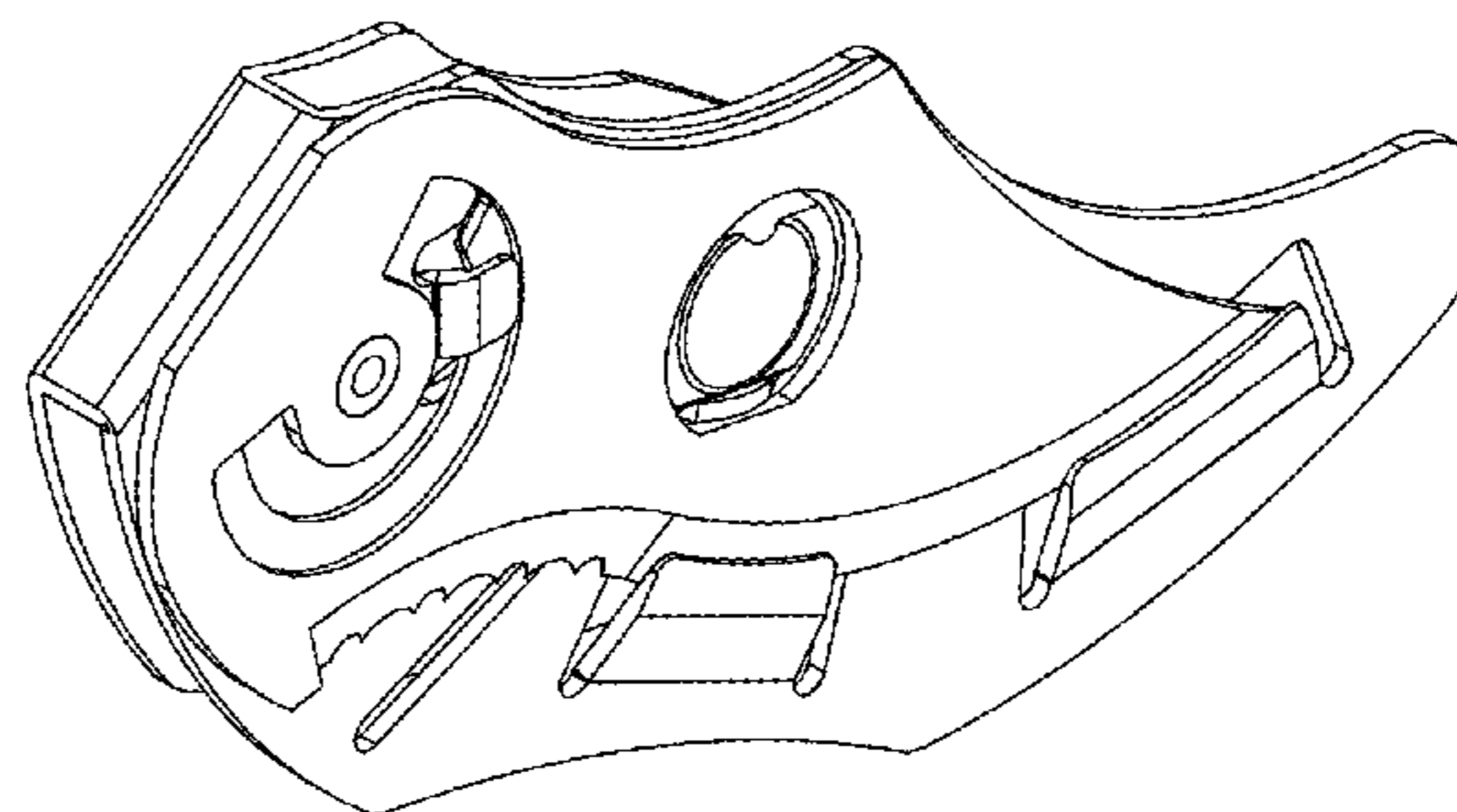
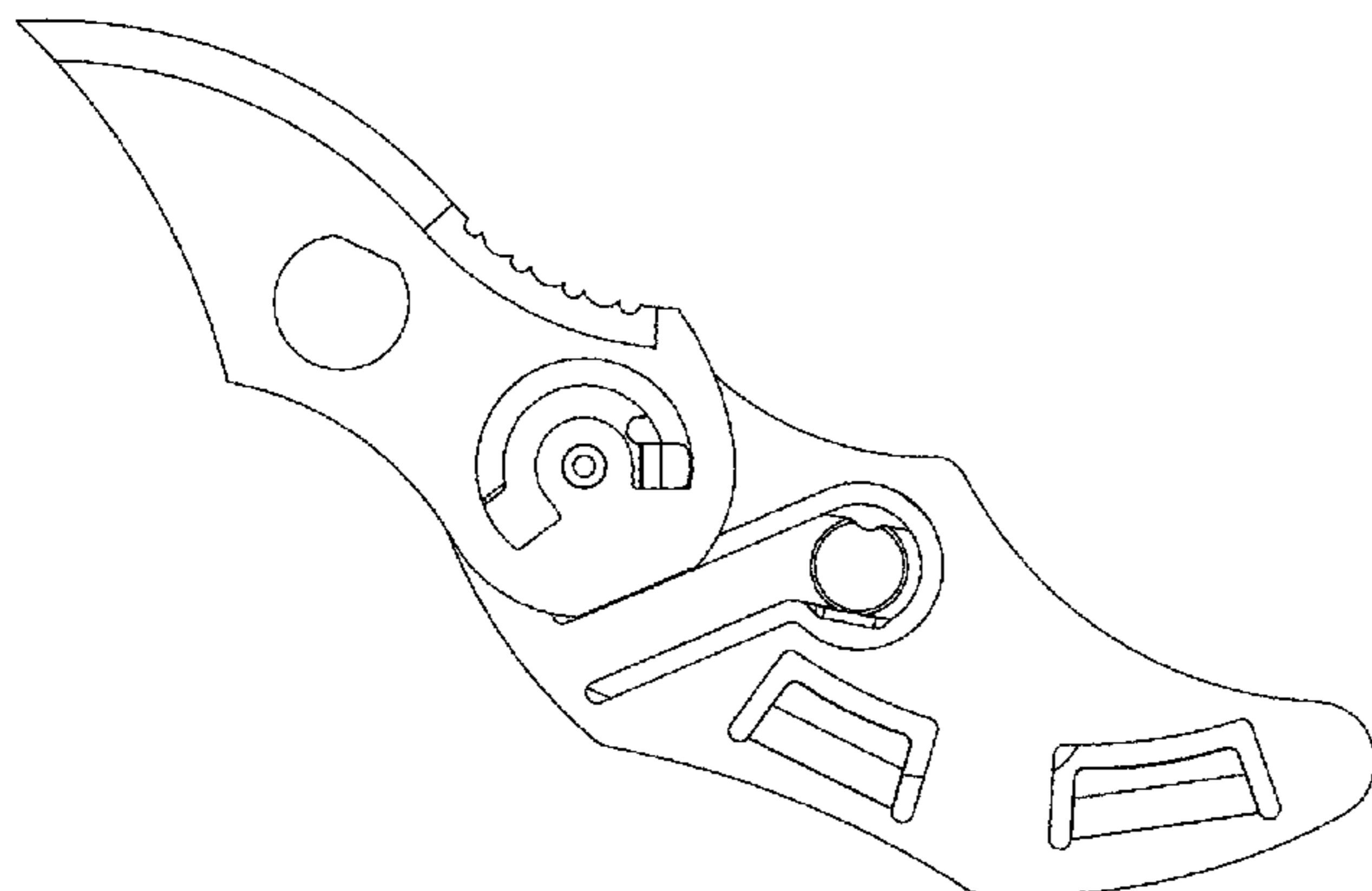
FIG. 6 is a right side elevation view thereof;

FIG. 7 is a front elevation view thereof; and,

FIG. 8 is a rear elevation view thereof.

The broken lines depict portions of the pocket knife in which the design is embodied that are not considered part of the claimed design.

**1 Claim, 6 Drawing Sheets**



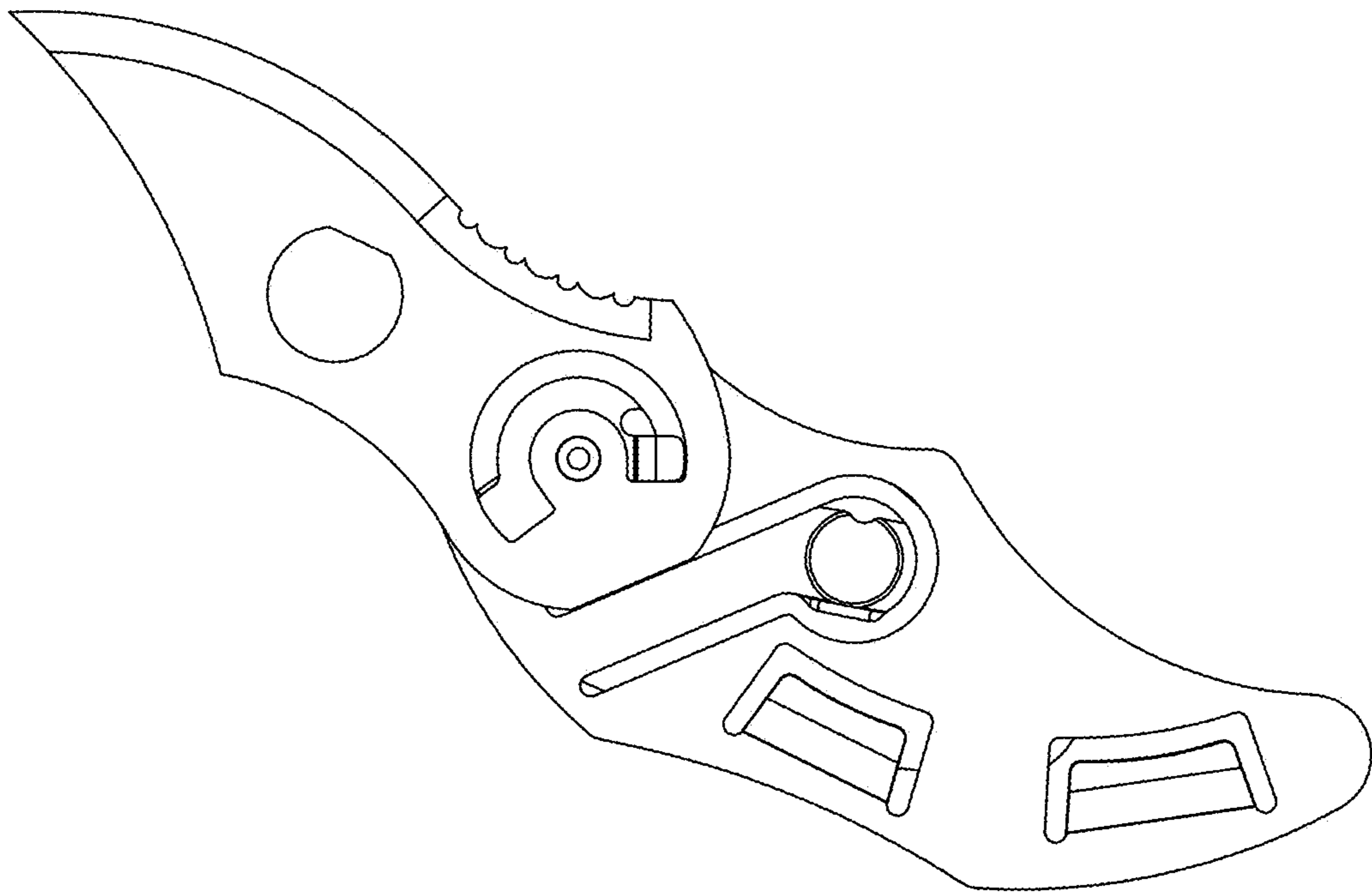


FIG. 1

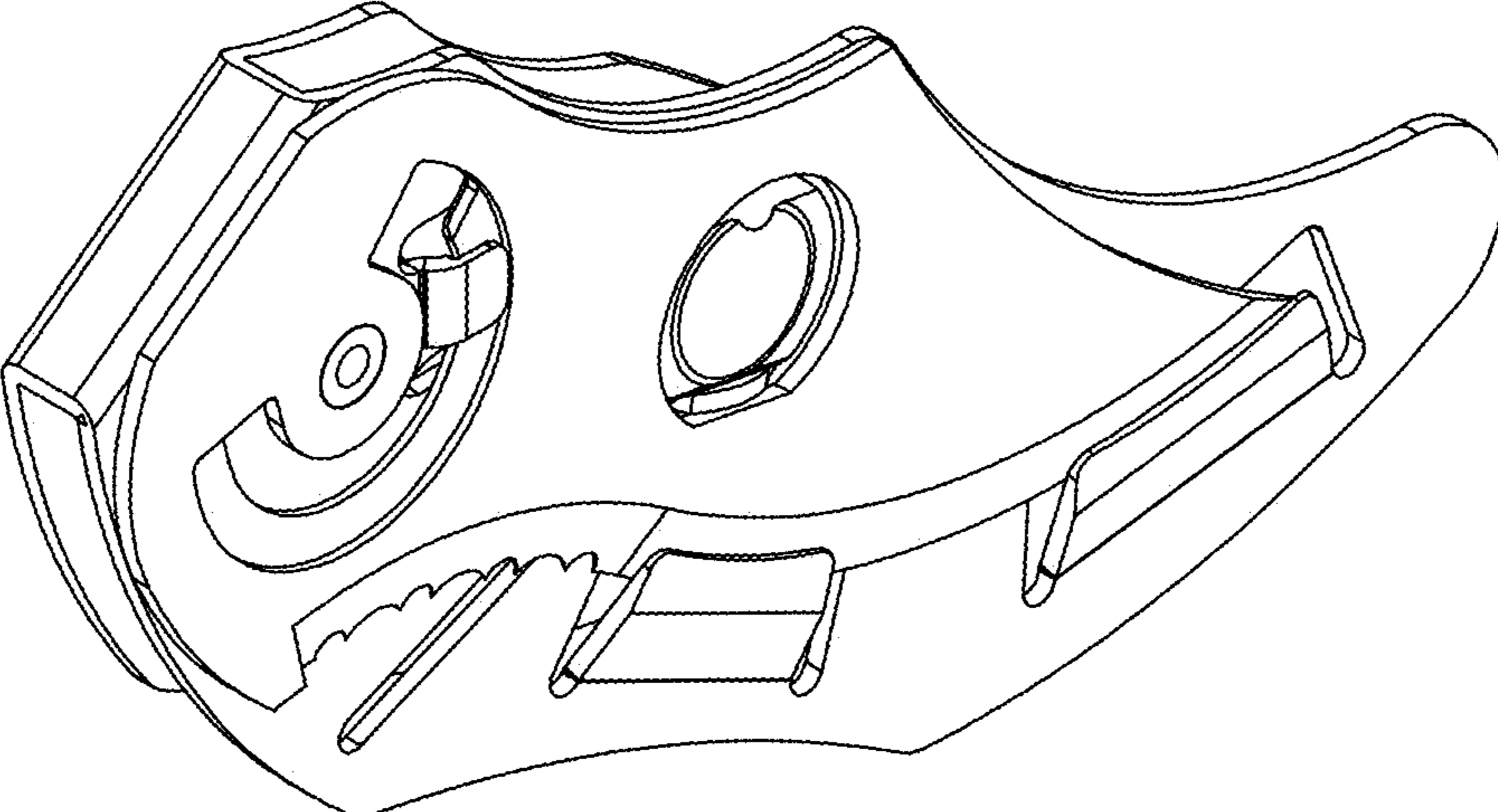
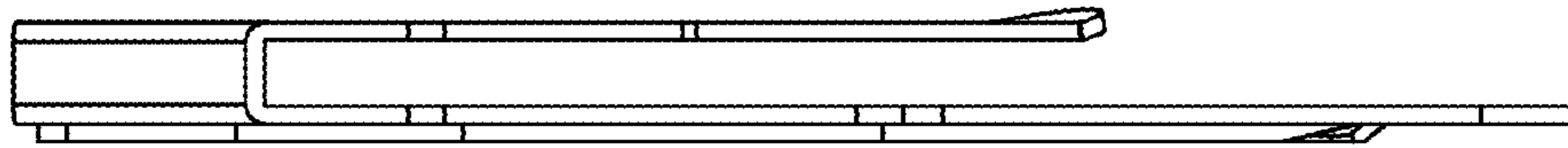
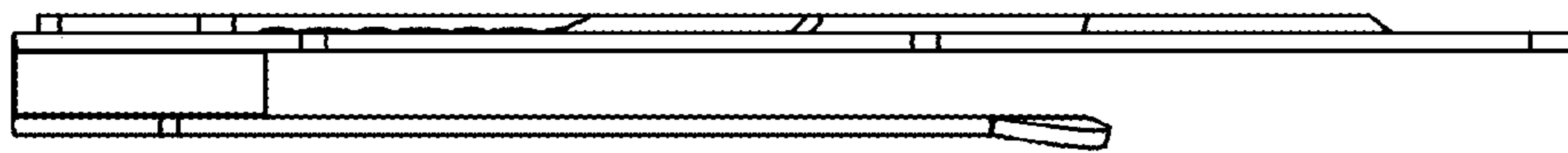


FIG. 2



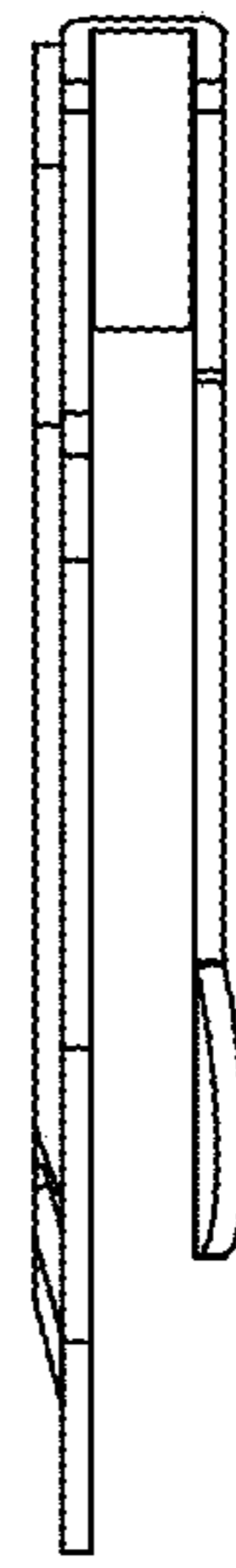
*FIG. 3*



*FIG. 4*



*FIG. 5*



*FIG. 6*

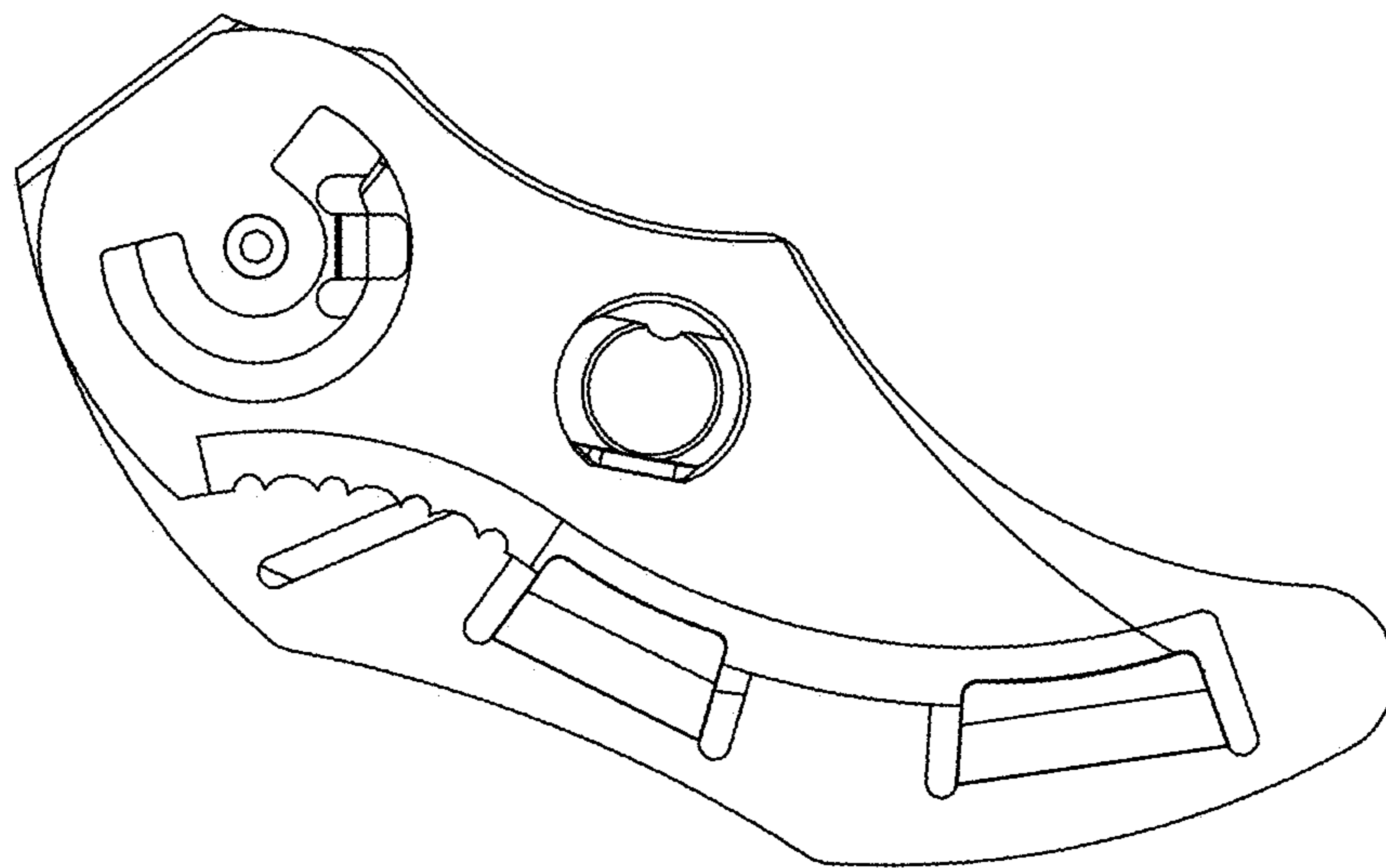
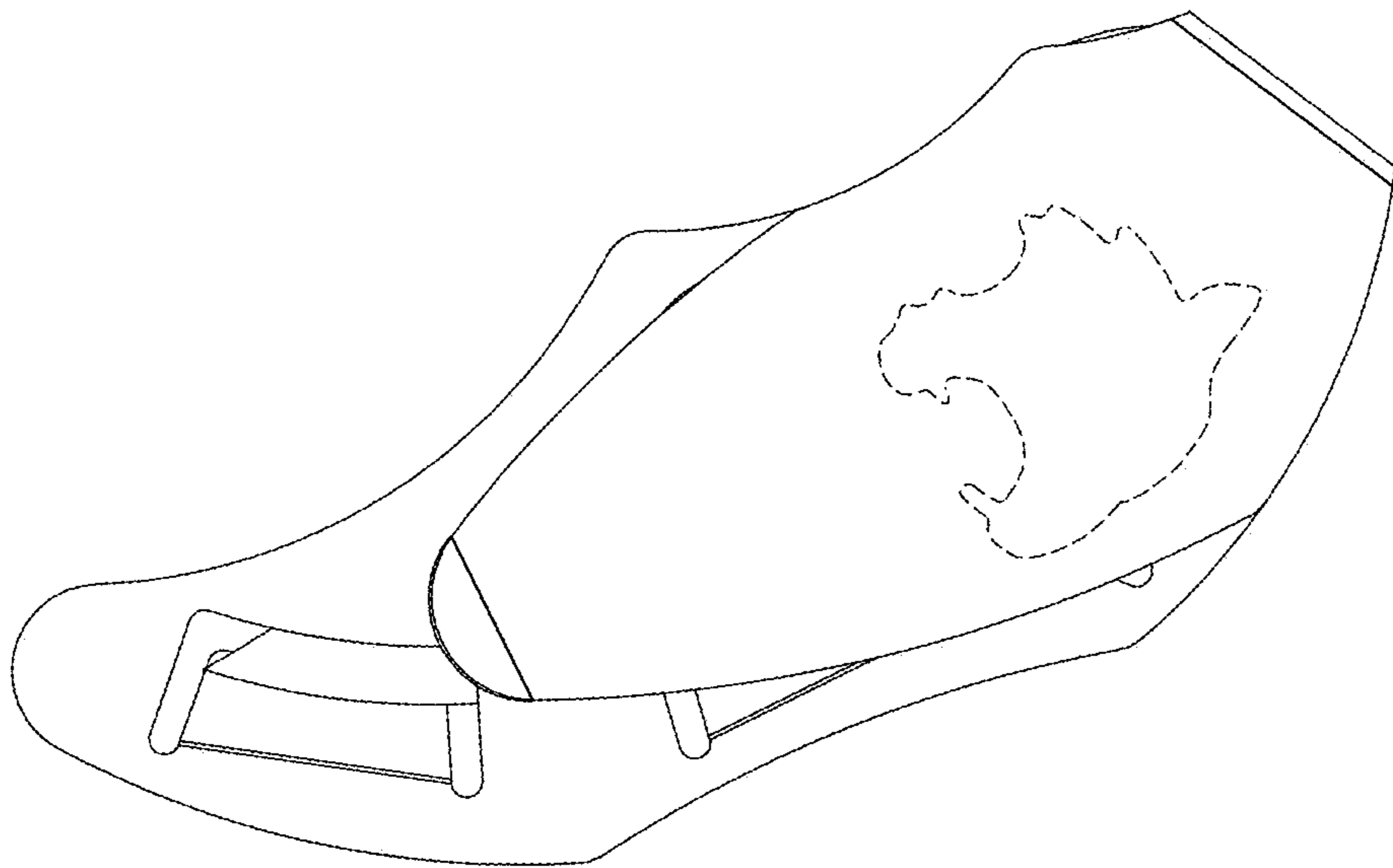


FIG. 7



**FIG. 8**