



US00D766053S

(12) **United States Design Patent**  
**Kunnas et al.**

(10) **Patent No.:** **US D766,053 S**

(45) **Date of Patent:** **\*\* Sep. 13, 2016**

(54) **SNOW SHOVEL**

(71) Applicant: **Fiskars Garden Oy Ab**, Billnäs (FI)

(72) Inventors: **Kari Kunnas**, Pinjainen (FI); **Mikko Heine**, Pinjainen (FI); **Teemu Sandelin**, Pinjainen (FI); **Mika Sokka**, Pinjainen (FI); **Petteri Masalin**, Pinjainen (FI)

(73) Assignee: **Fiskars Garden Oy Ab**, Billnäs (FI)

(\*\*) Term: **14 Years**

(21) Appl. No.: **29/525,460**

(22) Filed: **Apr. 29, 2015**

(30) **Foreign Application Priority Data**

Oct. 30, 2014 (EM) ..... 001429039-0004

(51) **LOC (10) Cl.** ..... **08-01**

(52) **U.S. Cl.**  
USPC ..... **D8/10**

(58) **Field of Classification Search**  
USPC ..... D8/1, 7, 10; D21/398, 532  
CPC ..... A01B 1/00; A01B 1/02; A01B 1/022;  
B25G 1/00; E01H 5/02  
See application file for complete search history.

(56) **References Cited**

**U.S. PATENT DOCUMENTS**

D60,115 S \* 12/1921 Vedutis ..... D8/10  
2,047,485 A \* 7/1936 McBrady ..... A01B 1/022  
294/57  
D267,468 S \* 1/1983 Simms ..... 294/49  
D270,612 S \* 9/1983 Storlie ..... 294/58  
D291,959 S \* 9/1987 Eads ..... D8/10  
5,727,831 A \* 3/1998 Dritlein, Jr. .... A01B 1/02  
294/51

D393,990 S \* 5/1998 Whitehead ..... D8/10  
D393,991 S \* 5/1998 Tisbo ..... D8/10  
D397,005 S \* 8/1998 Whitehead ..... D8/10  
5,951,078 A \* 9/1999 Whitehead ..... B25G 1/04  
294/54.5  
D487,680 S \* 3/2004 Sickler ..... D8/10  
7,571,945 B2 \* 8/2009 Walker ..... A01B 1/022  
294/51  
7,866,720 B2 \* 1/2011 Haws ..... A01B 1/02  
294/54.5  
D711,701 S \* 8/2014 Hua ..... D8/10  
D711,702 S \* 8/2014 Hua ..... D8/10  
D718,100 S \* 11/2014 Masalin ..... D8/10  
D719,417 S \* 12/2014 Hua ..... D8/10  
2015/0123413 A1 \* 5/2015 Spataro ..... E01H 5/02  
294/54.5

\* cited by examiner

*Primary Examiner* — Sheryl Lane

*Assistant Examiner* — Ieisha Price

(74) *Attorney, Agent, or Firm* — Foley & Lardner LLP

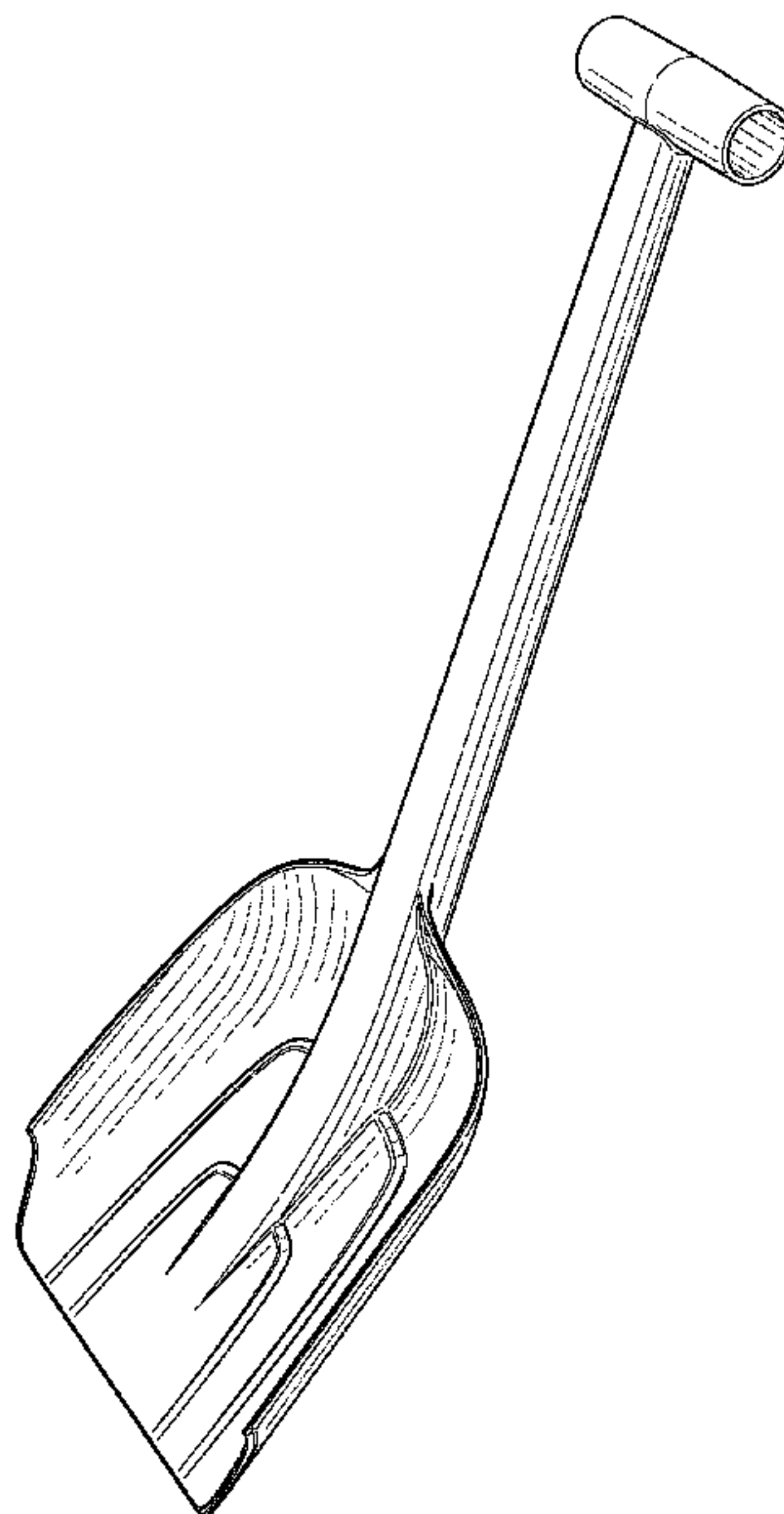
(57) **CLAIM**

We claim the ornamental design for a snow shovel, as shown and described.

**DESCRIPTION**

FIG. 1 is a front perspective view of the claimed design; FIG. 2 is a bottom, rear perspective view of the claimed design of FIG. 1; FIG. 3 is a front view of the claimed design of FIG. 1; FIG. 4 is a rear view of the claimed design of FIG. 1; FIG. 5 is a left side view of the claimed design of FIG. 1; FIG. 6 is a bottom view of the claimed design of FIG. 1; FIG. 7 is a top view of the claimed design of FIG. 1; and, FIG. 8 is a right side view of the claimed design of FIG. 1. The broken lines in the drawings illustrate portions of the snow shovel and form no part of the claimed design.

**1 Claim, 8 Drawing Sheets**



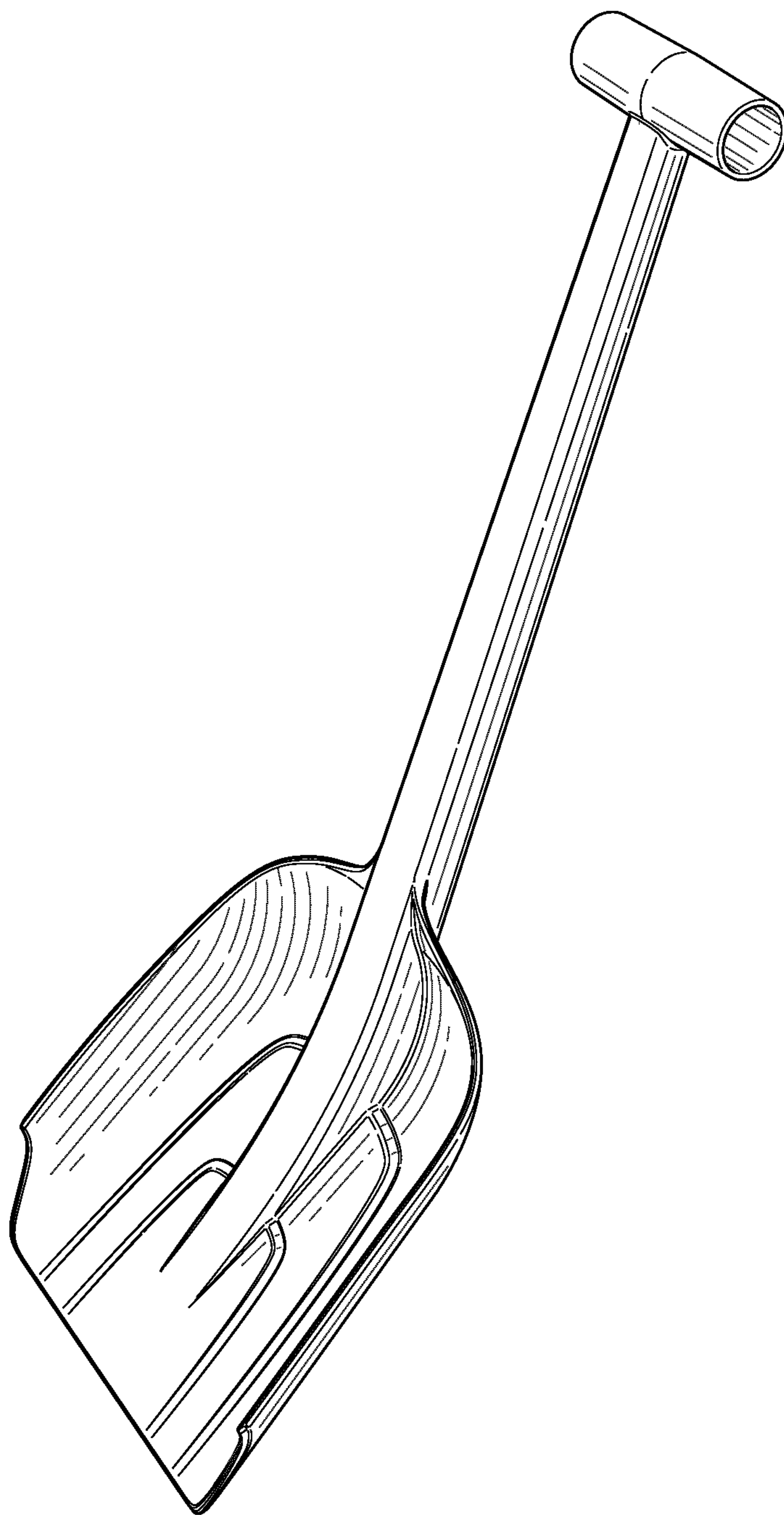


FIG. 1

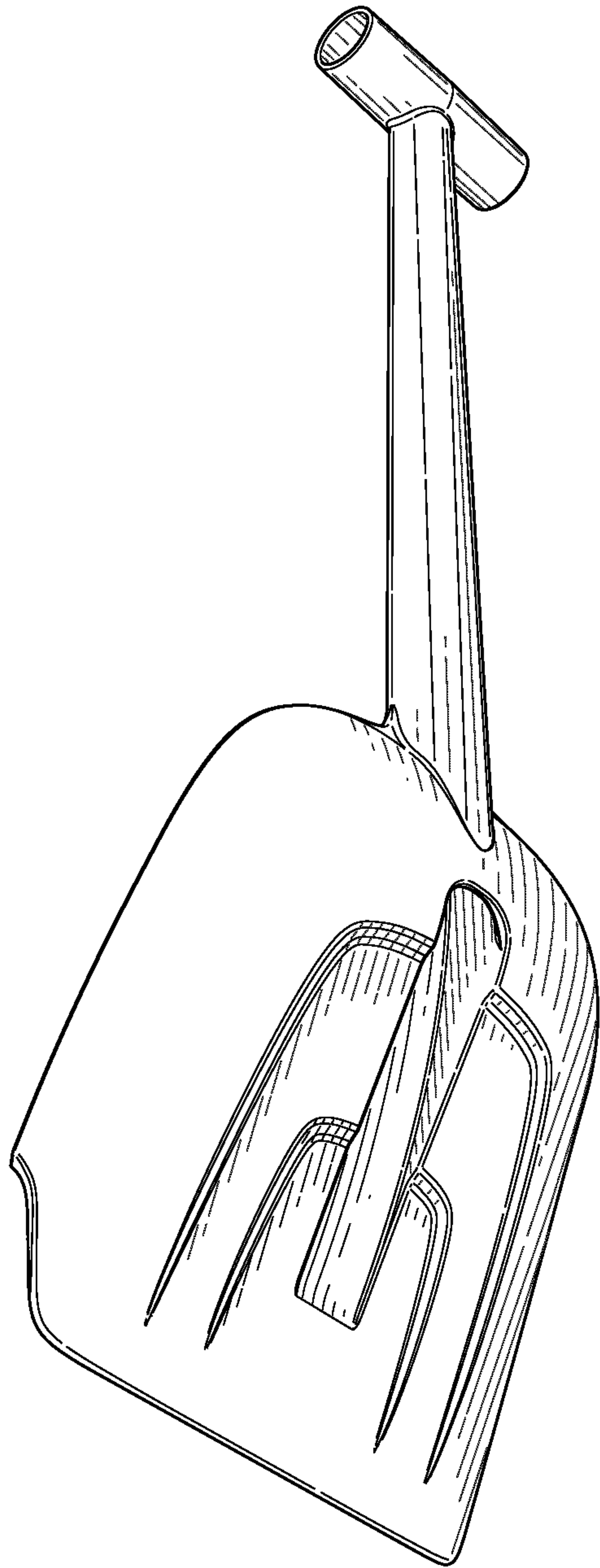


FIG. 2

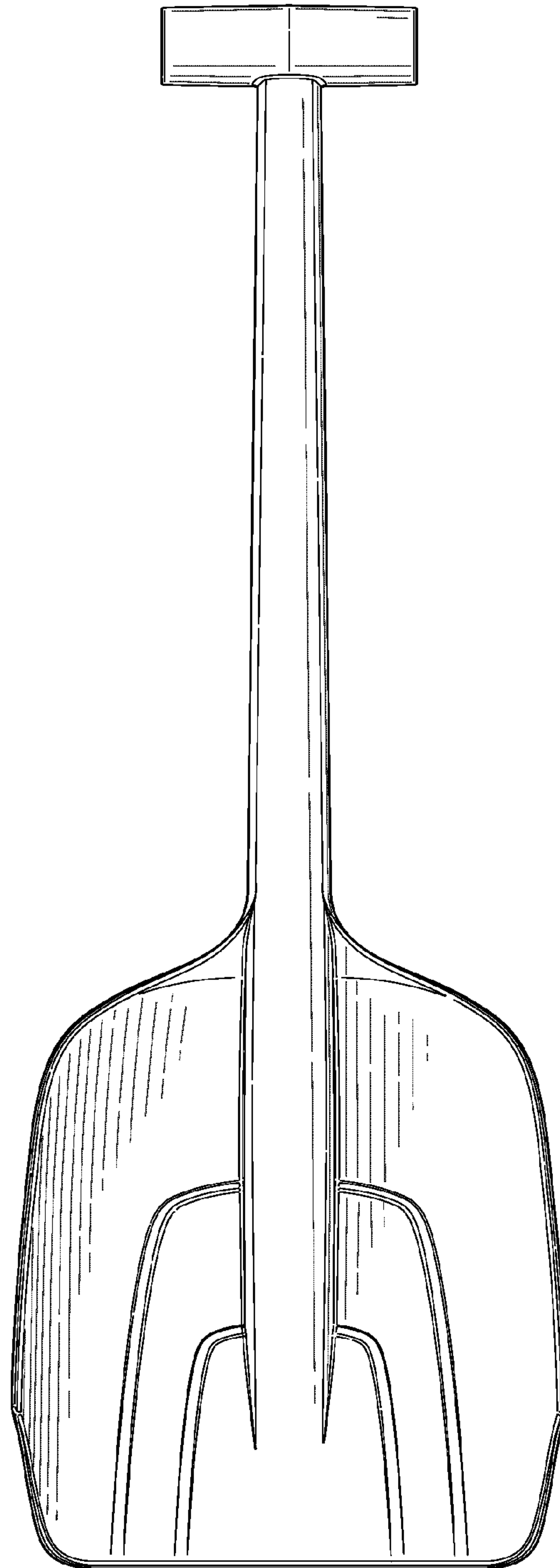


FIG. 3

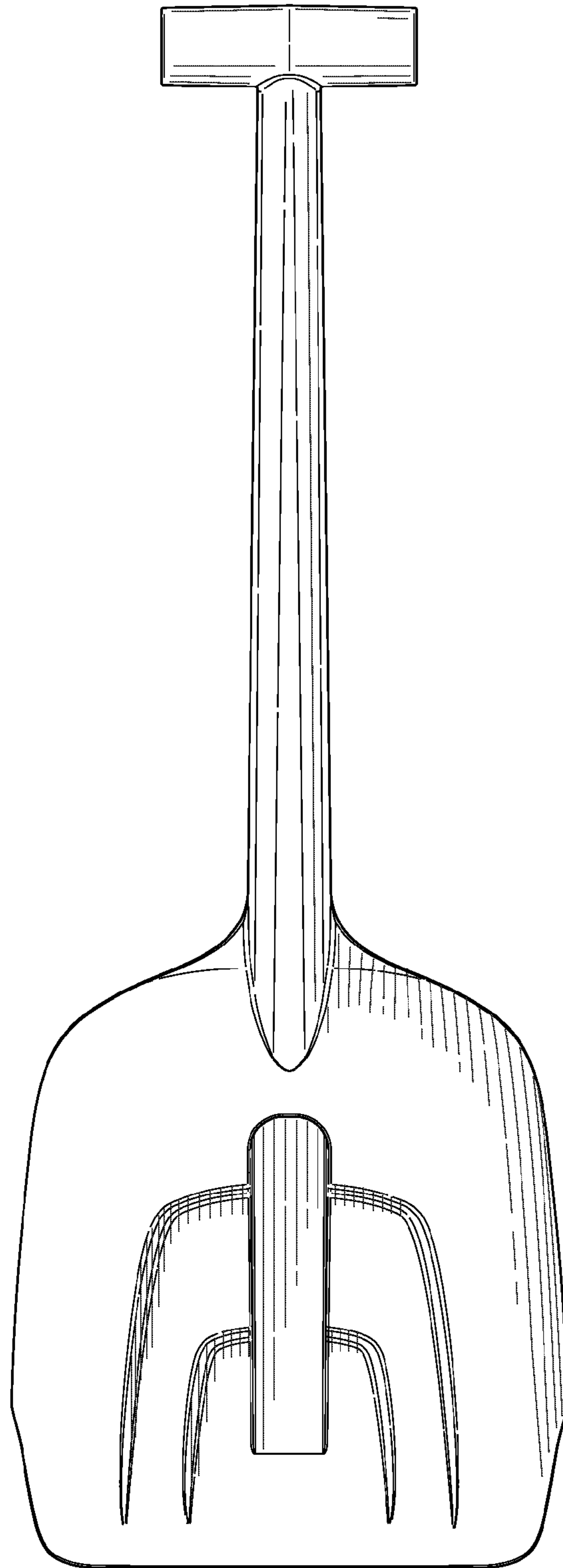


FIG. 4



FIG. 5



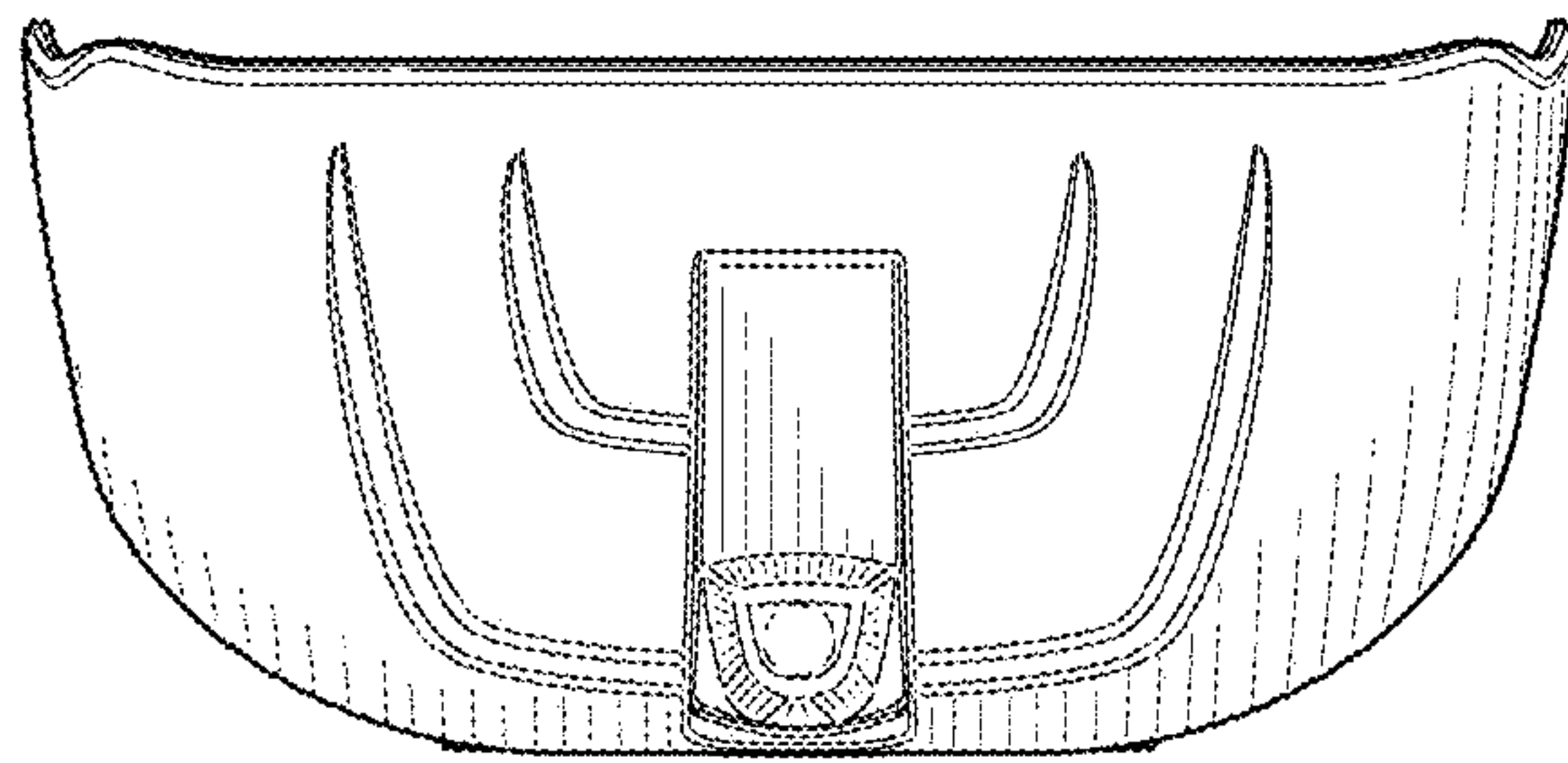


FIG. 6




FIG. 7






FIG. 8