



US00D766049S

(12) **United States Design Patent** (10) **Patent No.:** **US D766,049 S**
Baclig (45) **Date of Patent:** **** *Sep. 13, 2016**

(54) **PORTABLE COMBINATION FORK AND SPOON**

(71) Applicant: **Micah John Baclig**, Kailua, HI (US)

(72) Inventor: **Micah John Baclig**, Kailua, HI (US)

(*) Notice: This patent is subject to a terminal disclaimer.

(**) Term: **14 Years**

(21) Appl. No.: **29/500,464**

(22) Filed: **Aug. 25, 2014**

(51) **LOC (10) Cl.** **07-03**

(52) **U.S. Cl.**

USPC **D7/643**; D7/642; D7/645; D7/653

(58) **Field of Classification Search**

USPC D1/123; D7/368, 401.2, 641–645, D7/653–664, 667, 669, 675–677, 683, D7/688–689, 691; D8/107, 300–301; D21/532; D22/117–118

CPC A01D 9/02; A01D 9/04; A01D 9/06; A47G 21/00; A47G 21/004; A47G 21/005; A47G 21/02; A47G 21/023; A47G 21/04; A47G 21/06; A47G 21/08; A47J 43/28; A47J 43/281; A47J 43/282; A61F 13/10; A61J 7/0023; B25G 1/00; B25G 1/01; B25G 1/02; B25G 3/00; B65D 75/56; B65D 75/563; B65D 75/566; B67B 7/00; B67B 7/724; B67B 7/73

See application file for complete search history.

(56) **References Cited**

U.S. PATENT DOCUMENTS

D154,997 S *	8/1949	Elser	D7/641
D283,668 S	5/1986	Dilot		
D299,303 S *	1/1989	Strobel	D7/667
D342,422 S	12/1993	Sanford		
D375,353 S	11/1996	Wolff		
D388,664 S *	1/1998	Gagnon	D7/643

D395,928 S *	7/1998	Freeland	D21/532
D478,481 S	8/2003	Jorgensen		
D481,912 S	11/2003	Jorgensen		
D528,375 S *	9/2006	Chou	D7/643
D530,985 S	10/2006	Evans		
D544,313 S *	6/2007	Chisholm	D7/643
D586,535 S *	2/2009	Soliz	D1/123
D588,878 S *	3/2009	Sellers	D7/643
D590,214 S *	4/2009	Cox	D7/643
D609,060 S	2/2010	Pallotto		
D633,344 S	3/2011	Nordwall		
D648,848 S	11/2011	Evans		
D661,552 S	6/2012	Stoogenke		

(Continued)

OTHER PUBLICATIONS

“Spork.” Wikipedia: The Free Encyclopedia. Wikimedia Foundation, Inc. Jun. 11, 2014. Web. Aug. 18, 2014. <<http://en.wikipedia.org/wiki/Spork>>.

Primary Examiner — Ricky Pham

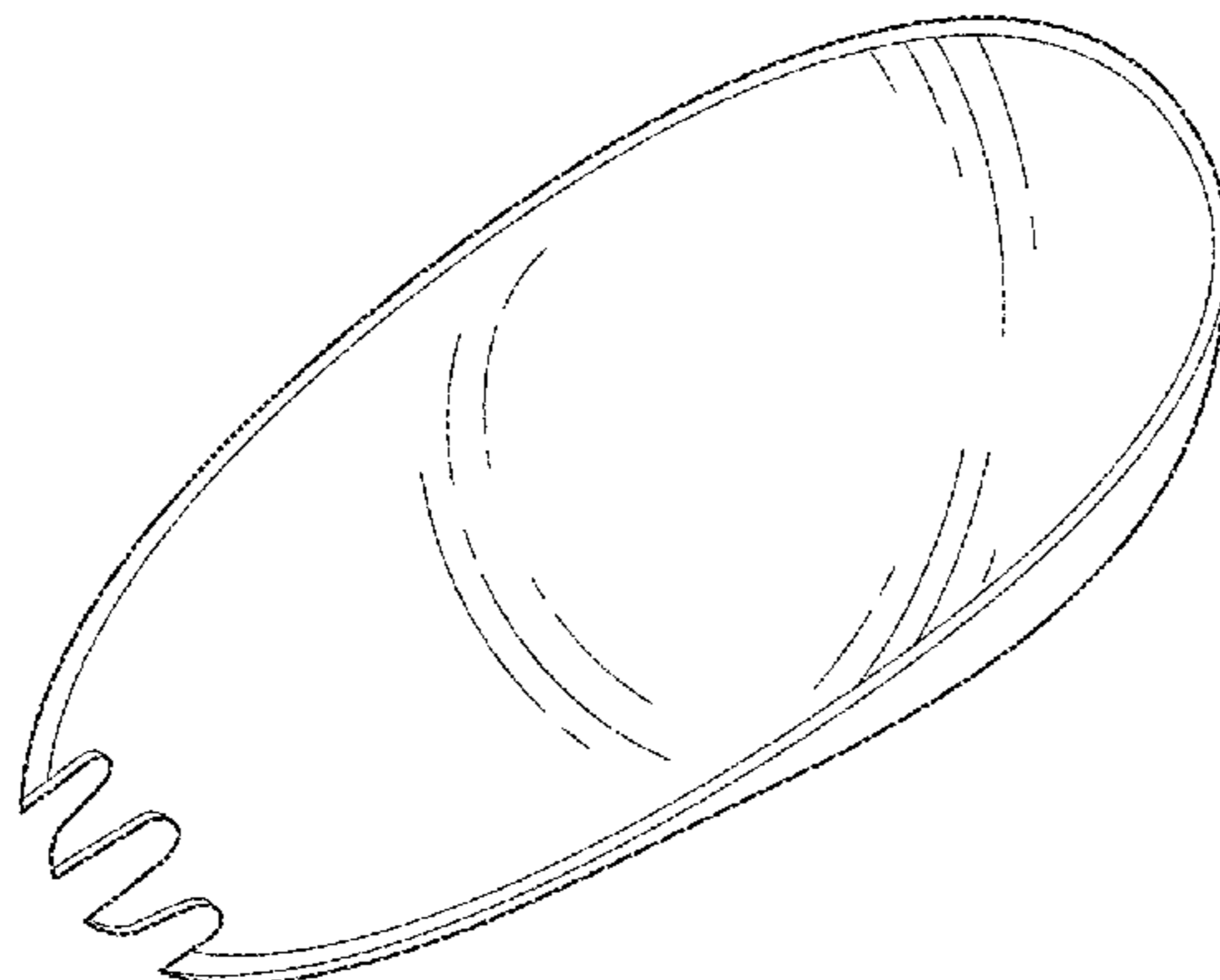
(57) **CLAIM**

I claim the ornamental design for a portable combination fork and spoon, as shown and described.

DESCRIPTION

FIG. 1 is a top perspective view of the portable combination fork and spoon of the subject invention.
FIG. 2 is a top plan view of the portable combination fork and spoon.
FIG. 3 is a bottom plan view of the portable combination fork and spoon.
FIG. 4 is a left view of the portable combination fork and spoon.
FIG. 5 is a right view of the portable combination fork and spoon.
FIG. 6 is a front elevation view of the portable combination fork and spoon; and,
FIG. 7 is a rear elevation view of the portable combination fork and spoon.

1 Claim, 2 Drawing Sheets



US D766,049 S

Page 2

(56)

References Cited

U.S. PATENT DOCUMENTS

D682,628 S *	5/2013	Tollman	D7/401.2
D695,081 S *	12/2013	Graham	D7/401.2
D700,021 S *	2/2014	Arnold	D7/401.2
D673,431 S *	1/2013	Glavin	D7/642

* cited by examiner

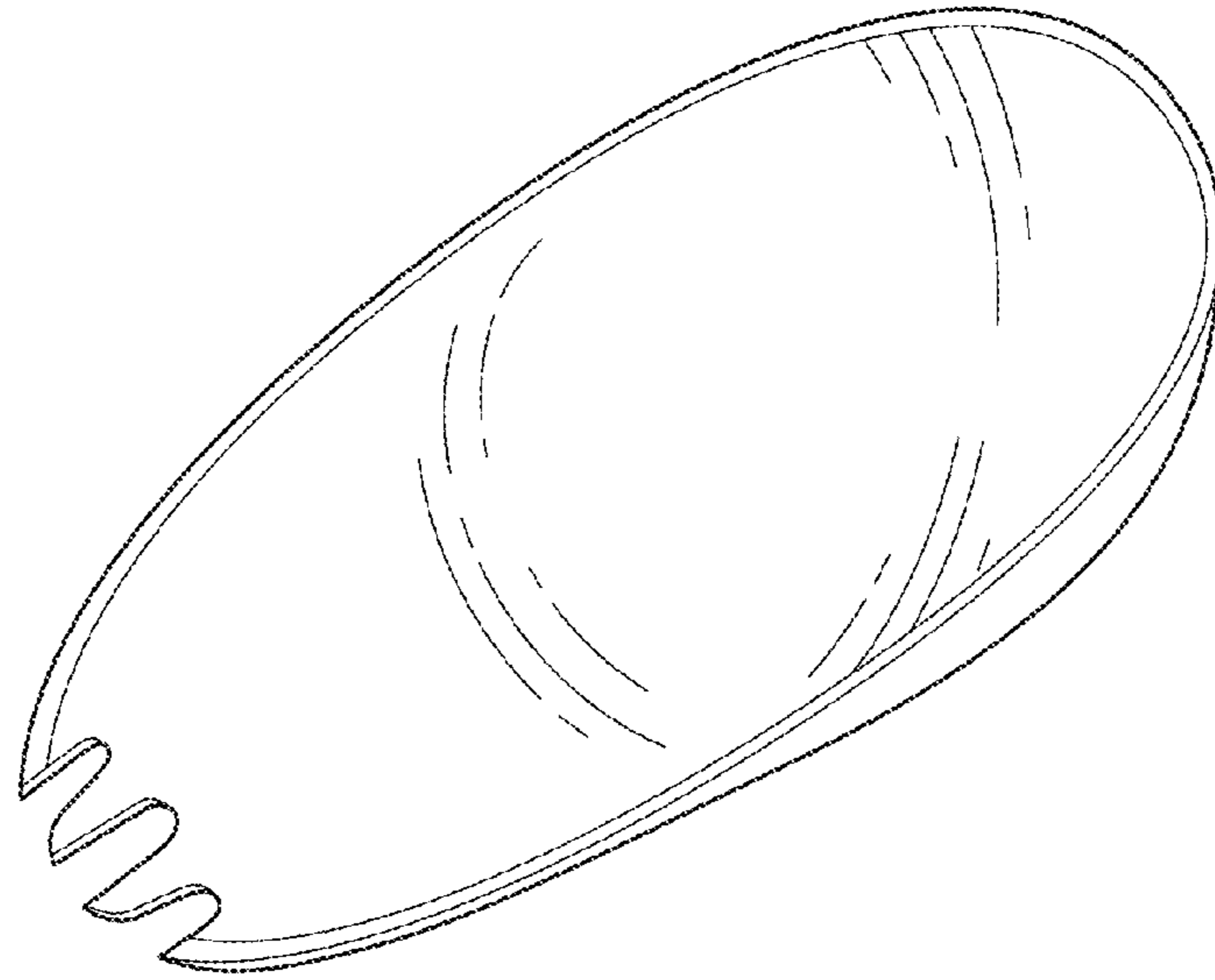


FIG. 1

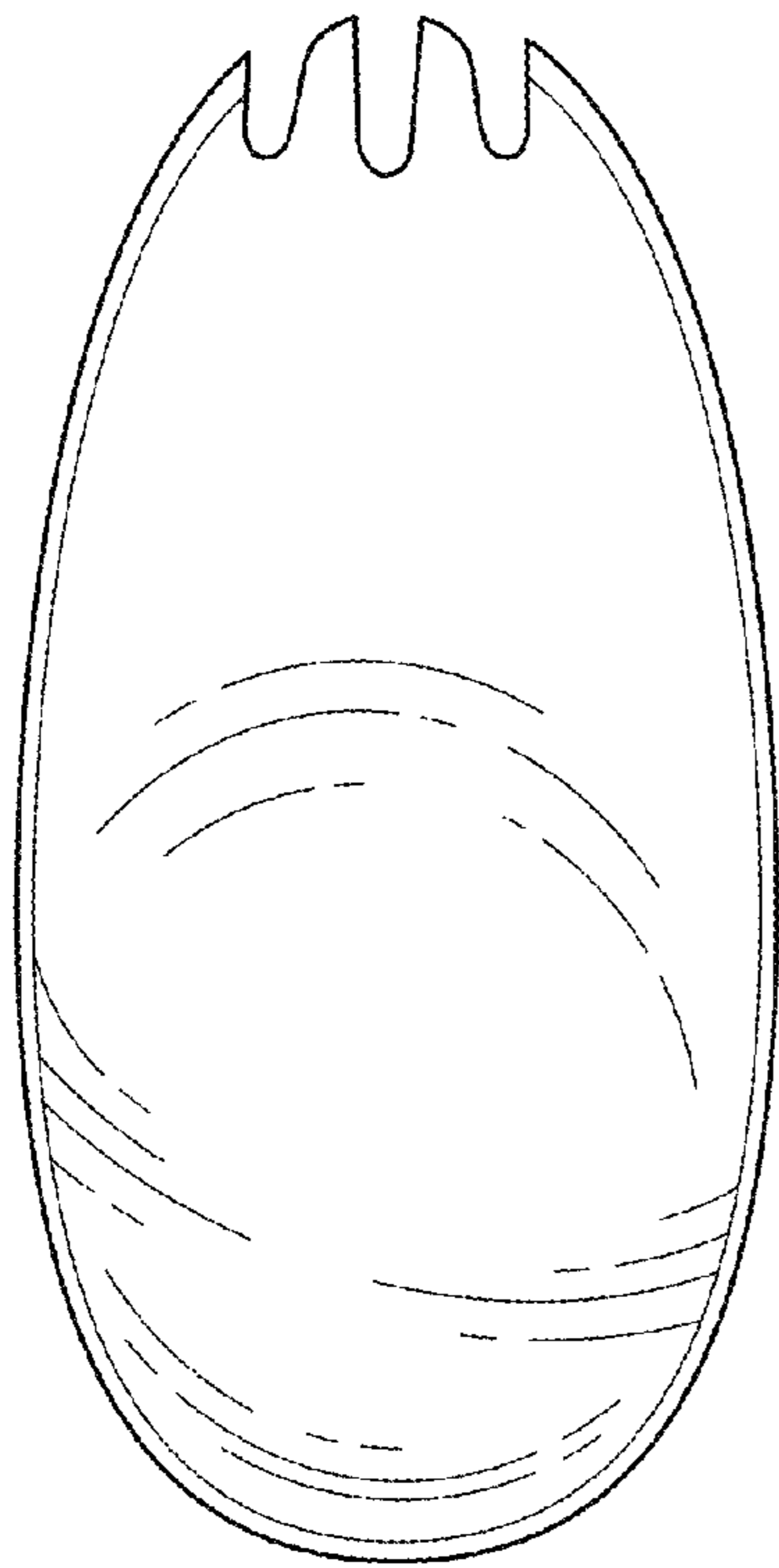


FIG. 2

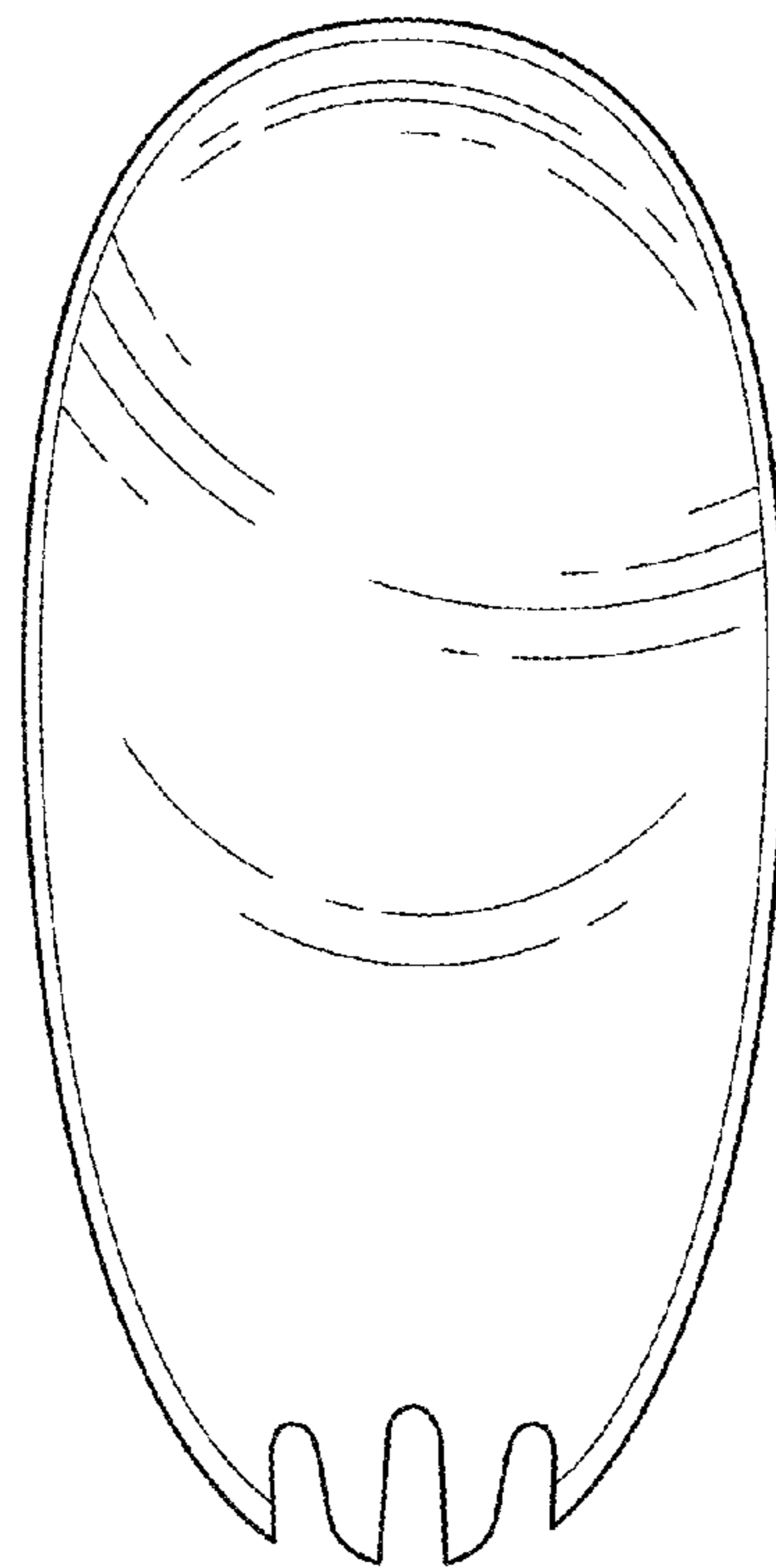


FIG. 3

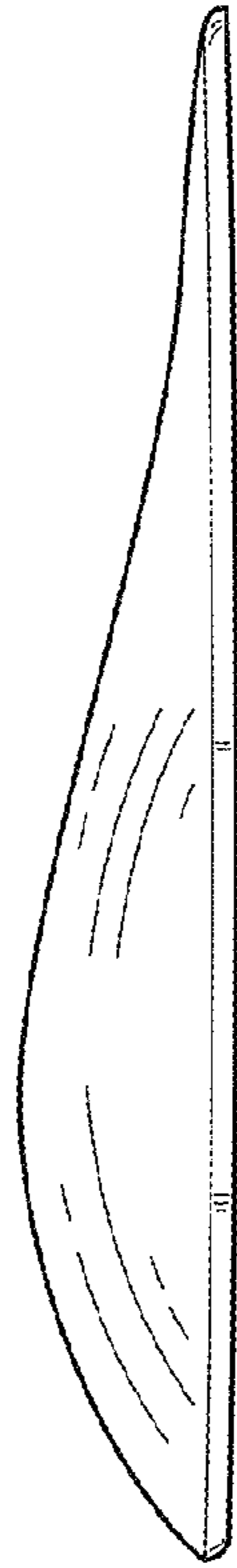


FIG. 4

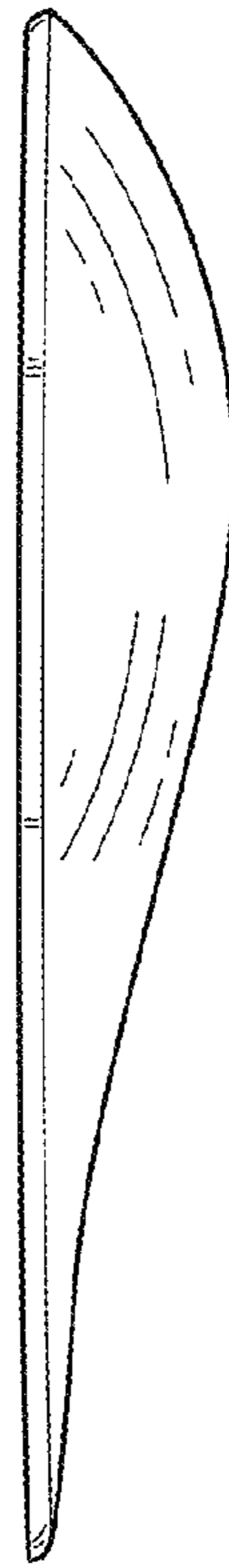


FIG. 5

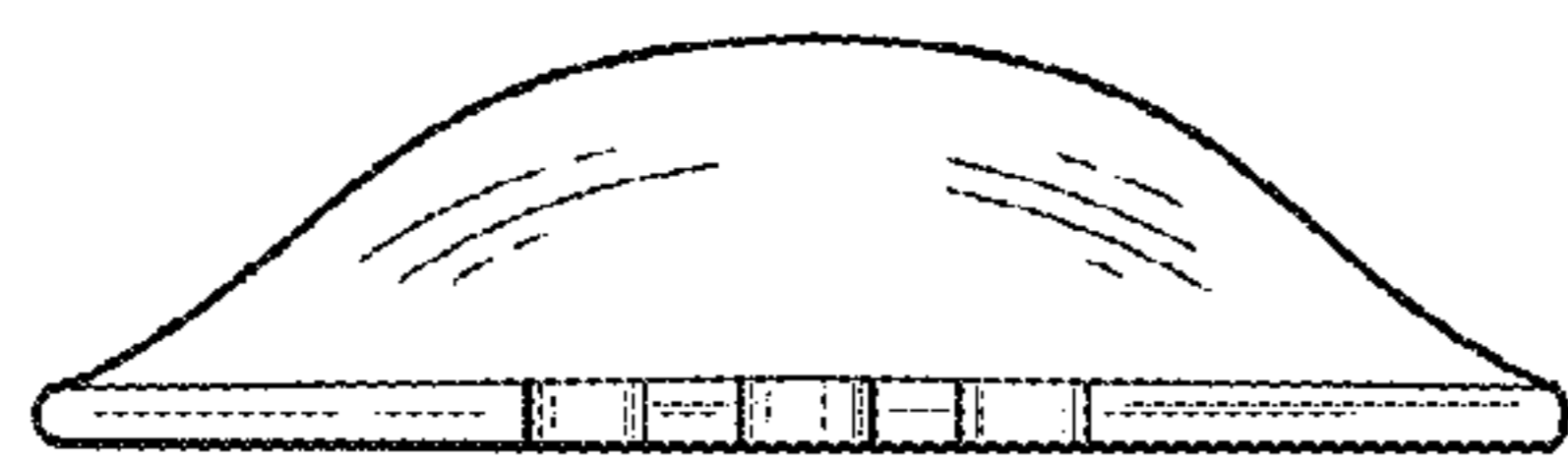


FIG. 6

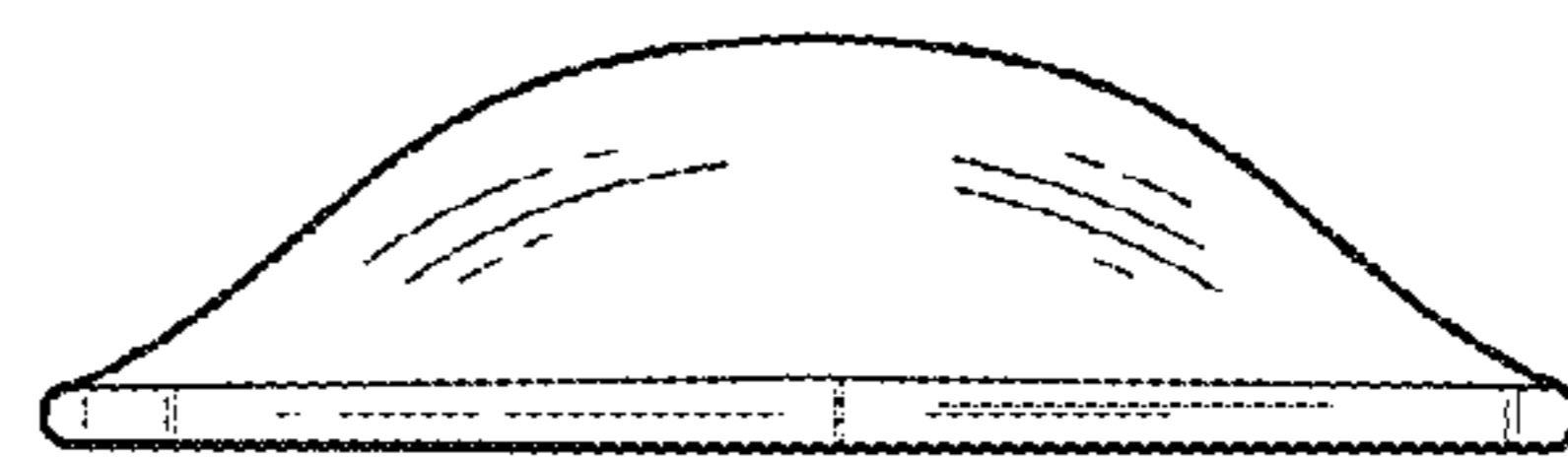


FIG. 7