



US00D766042S

(12) **United States Design Patent**  
**Kato**

(10) **Patent No.:** **US D766,042 S**

(45) **Date of Patent:** **\*\* Sep. 13, 2016**

(54) **DISH**

(71) Applicant: **NORITAKE CO., LIMITED,**  
Nagoya-shi, Aichi (JP)

(72) Inventor: **Tomohiro Kato,** Owariasahi (JP)

(73) Assignee: **NORITAKE CO., LIMITED** (JP)

(\*\*) Term: **14 Years**

(21) Appl. No.: **29/518,006**

(22) Filed: **Feb. 19, 2015**

(30) **Foreign Application Priority Data**

Sep. 1, 2014 (JP) ..... 2014-019155

(51) **LOC (10) Cl.** ..... **07-01**

(52) **U.S. Cl.**  
USPC ..... **D7/582; D7/576; D7/585**

(58) **Field of Classification Search**  
USPC ..... D7/585, 571, 544, 551.2, 564, 567, 576,  
D7/582, 396.4, 396.5; D20/11; 220/574,  
220/575

CPC ..... A47G 19/02; A47G 19/06  
See application file for complete search history.

(56) **References Cited**

**U.S. PATENT DOCUMENTS**

D16,623 S *	4/1886	Speck	.....	D5/32
D41,955 S *	12/1911	Herbeck	.....	D7/582
D68,810 S *	11/1925	Jackson	.....	D7/576
D69,870 S *	4/1926	De Ville	.....	D7/582
D87,037 S *	5/1932	Lukens	.....	D7/576
D112,845 S *	1/1939	Pipenhagen	.....	D23/226
D115,840 S *	7/1939	Walker	.....	D7/582
D143,985 S *	2/1946	Muench	.....	D7/576

D158,417 S *	5/1950	Sprier	.....	D7/576
D161,243 S *	12/1950	Bourne	.....	D7/582
D163,669 S *	6/1951	Baker	.....	D7/582
D164,640 S *	9/1951	Johnson	.....	D7/576
D164,836 S *	10/1951	Baker	.....	D7/582
D169,886 S *	6/1953	Baker	.....	D7/582
D183,810 S *	10/1958	Saunders	.....	D7/576
D211,655 S *	7/1968	MacGillavry	.....	D7/582
D221,178 S *	7/1971	Gerow	.....	D7/576
D222,167 S *	10/1971	Takeoka	.....	D7/582
D237,341 S *	10/1975	Makita	.....	D7/582
D252,969 S *	9/1979	Heinz	.....	D7/582
D281,126 S *	10/1985	Colquitt	.....	D7/567
D291,955 S *	9/1987	Durand	.....	D20/11
D300,292 S *	3/1989	Shoreman	.....	D20/11
D300,401 S *	3/1989	Shoreman	.....	D20/11
D300,493 S *	4/1989	Shoreman	.....	D20/11
D589,302 S *	3/2009	Sawatsky	.....	D7/551.1
D743,747 S *	11/2015	Mariotti	.....	D7/576

\* cited by examiner

*Primary Examiner* — Marianne Pandozzi

(74) *Attorney, Agent, or Firm* — Saidman DesignLaw Group, LLC

(57) **CLAIM**

The ornamental design for a dish, as shown and described.

**DESCRIPTION**

FIG. 1 is a top view of a dish showing my new design;  
FIG. 2 is a bottom view thereof;  
FIG. 3 is a front view thereof;  
FIG. 4 is a right side view thereof;  
FIG. 5 is a left side view thereof;  
FIG. 6 is a rear view thereof; and,  
FIG. 7 is a cross-sectional view through the diameter thereof.

The various shades represent contrast in appearance.

**1 Claim, 2 Drawing Sheets**




FIG. 1



FIG. 2



FIG. 3



FIG. 4




FIG. 5




FIG. 6




FIG. 7

