

US00D766041S

(12) **United States Design Patent**
Kato

(10) **Patent No.:** **US D766,041 S**

(45) **Date of Patent:** **** Sep. 13, 2016**

- (54) **DISH**
- (71) Applicant: **NORITAKE CO., LIMITED**,
Nagoya-shi, Aichi (JP)
- (72) Inventor: **Tomohiro Kato**, Owariasahi (JP)
- (73) Assignee: **NORITAKE CO., LIMITED** (JP)
- (**) Term: **14 Years**
- (21) Appl. No.: **29/517,996**
- (22) Filed: **Feb. 19, 2015**
- (30) **Foreign Application Priority Data**

Sep. 1, 2014 (JP) 2014-019153

- (51) **LOC (10) Cl.** **07-01**
- (52) **U.S. Cl.**
USPC **D7/582**; D7/576; D7/585
- (58) **Field of Classification Search**
USPC D7/585, 571, 544, 551.2, 564, 567, 576,
D7/582, 396.4, 396.5; D20/11; 220/574,
220/575
CPC A47G 19/02; A47G 19/06
See application file for complete search history.

(56) **References Cited**

U.S. PATENT DOCUMENTS

- D16,623 S * 4/1886 Speck D5/32
- D41,955 S * 12/1911 Herbeck D7/582
- D68,810 S * 11/1925 Jackson D7/576
- D69,870 S * 4/1926 De Ville D7/582
- D87,037 S * 5/1932 Lukens D7/576
- D112,845 S * 1/1939 Pipenhagen D23/226
- D115,840 S * 7/1939 Walker D7/582

- D143,985 S * 2/1946 Muench D7/576
- D158,417 S * 5/1950 Sprier D7/576
- D161,243 S * 12/1950 Bourne D7/582
- D163,669 S * 6/1951 Baker D7/582
- D164,640 S * 9/1951 Johnson D7/576
- D164,836 S * 10/1951 Baker D7/582
- D169,886 S * 6/1953 Baker D7/582
- D183,810 S * 10/1958 Saunders D7/576
- D211,655 S * 7/1968 Masuda D7/582
- D221,178 S * 7/1971 Gerow D7/576
- D222,167 S * 10/1971 Takeoka D7/582
- D237,341 S * 10/1975 Makita D7/582
- D252,969 S * 9/1979 Heinz D7/582
- D281,126 S * 10/1985 Colquitt D7/567
- D291,955 S * 9/1987 Durand D20/11
- D300,292 S * 3/1989 Shoreman D20/11
- D300,401 S * 3/1989 Shoreman D20/11
- D300,493 S * 4/1989 Shoreman D20/11
- D589,302 S * 3/2009 Sawatsky D7/551.1
- D743,747 S * 11/2015 Mariotti D7/576

* cited by examiner

Primary Examiner — Marianne Pandozzi

(74) *Attorney, Agent, or Firm* — Saidman DesignLaw Group, LLC

(57) **CLAIM**

The ornamental design for a dish, as shown and described.

DESCRIPTION

FIG. 1 is a top view of a dish showing my new design;
 FIG. 2 is a bottom view thereof;
 FIG. 3 is a front view thereof, the left, right and rear views being identical; and,
 FIG. 4 is a cross-sectional view through the diameter thereof.
 The various shades represent contrast in appearance.

1 Claim, 2 Drawing Sheets




FIG. 1




FIG. 2

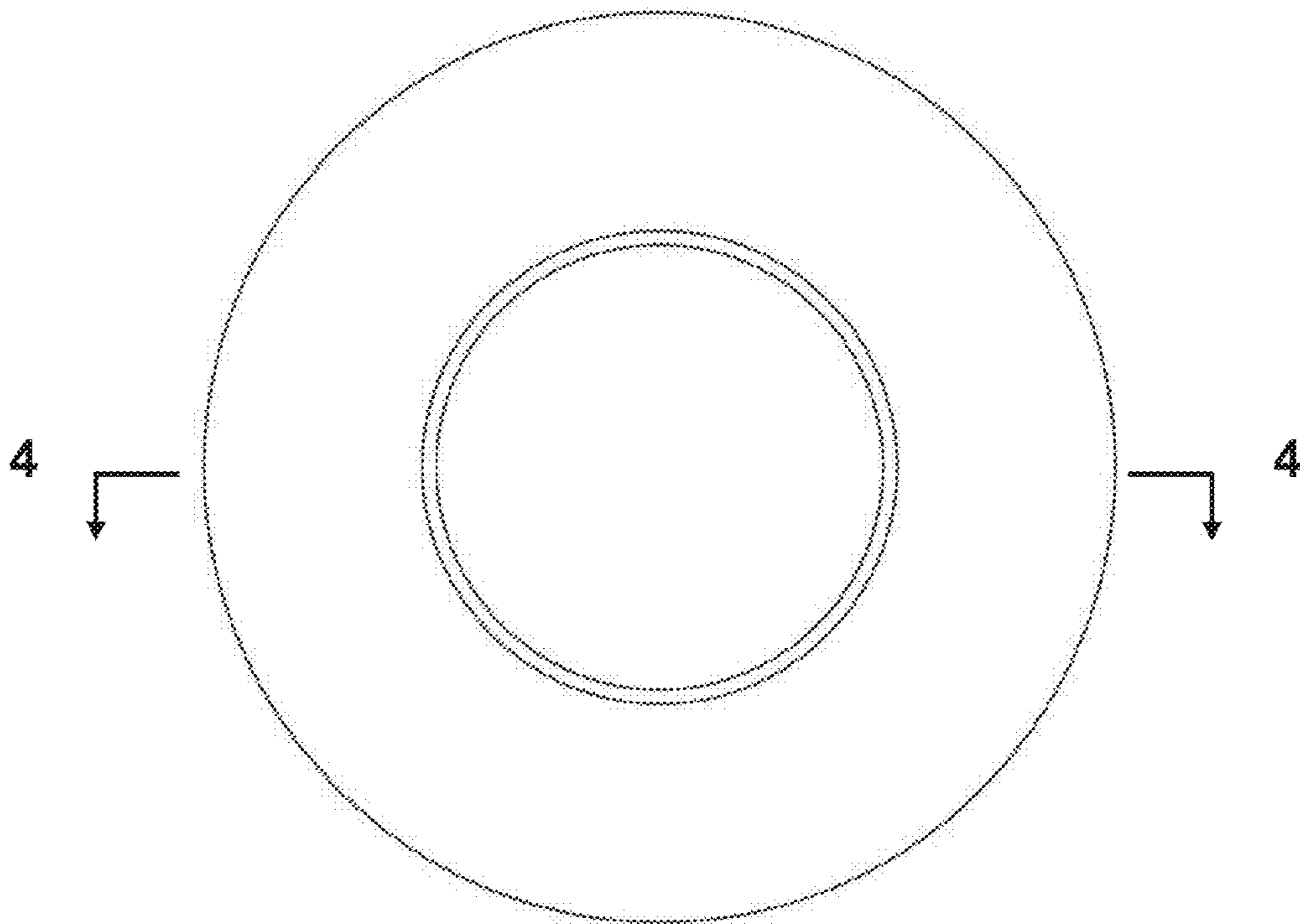


FIG. 3

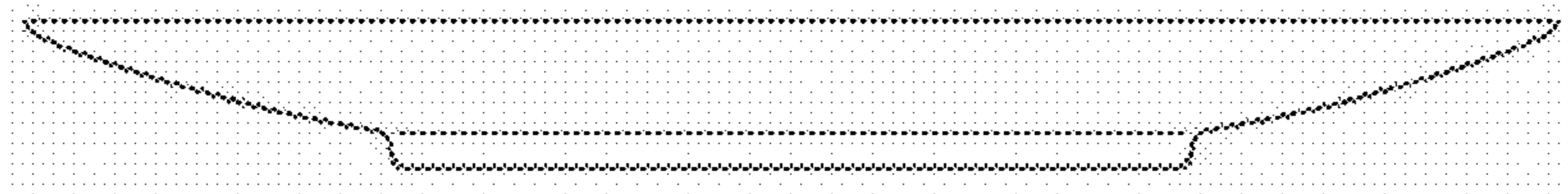


FIG. 4

