



US00D766017S

(12) **United States Design Patent** (10) **Patent No.:** **US D766,017 S**  
**Jensen et al.** (45) **Date of Patent:** **\*\* Sep. 13, 2016**

(54) **MATTRESS COVER ASSEMBLY**

(56) **References Cited**

(71) Applicant: **Tempur-Pedic Management, LLC**,  
Lexington, KY (US)  
(72) Inventors: **Ida T. Jensen**, Copenhagen (DK);  
**Kara W. Johnson**, San Francisco, CA  
(US); **Thomas D. C. Overthun**, San  
Francisco, CA (US); **Isabela Dias de  
Mello Sa**, San Francisco, CA (US);  
**Eric Lopez**, San Francisco, CA (US);  
**Martin Schnitzer**, San Francisco, CA  
(US); **Thomas Brisebras**, San  
Francisco, CA (US); **Mihoko Ouchi**,  
Oakland, CA (US); **Elger Oberwelz**,  
San Francisco, CA (US)  
(73) Assignee: **Tempur-Pedic Management, LLC**,  
Lexington, KY (US)

U.S. PATENT DOCUMENTS

4,790,519 A \* 12/1988 Stewart ..... A47C 27/001  
267/103  
D324,971 S \* 3/1992 Blocker ..... D6/602  
5,515,541 A \* 5/1996 Sacks ..... A41D 31/0061  
2/2.5  
5,603,132 A \* 2/1997 Zafiroglu ..... A47G 9/0246  
5/497  
D384,210 S \* 9/1997 du Grosriez ..... D5/53  
5,970,544 A \* 10/1999 Kardell ..... A47G 9/0246  
5/496  
D416,393 S \* 11/1999 Enderby ..... D5/53

(Continued)

*Primary Examiner* — Eric Goodman  
*Assistant Examiner* — Bao-Yen Nguyen

(\*\*) Term: **14 Years**

(57) **CLAIM**

The ornamental design for a mattress cover assembly, as shown and described.

(21) Appl. No.: **29/507,001**

**DESCRIPTION**

(22) Filed: **Oct. 23, 2014**

**Related U.S. Application Data**

(62) Division of application No. 29/478,167, filed on Dec. 31, 2013, now Pat. No. Des. 746,084.

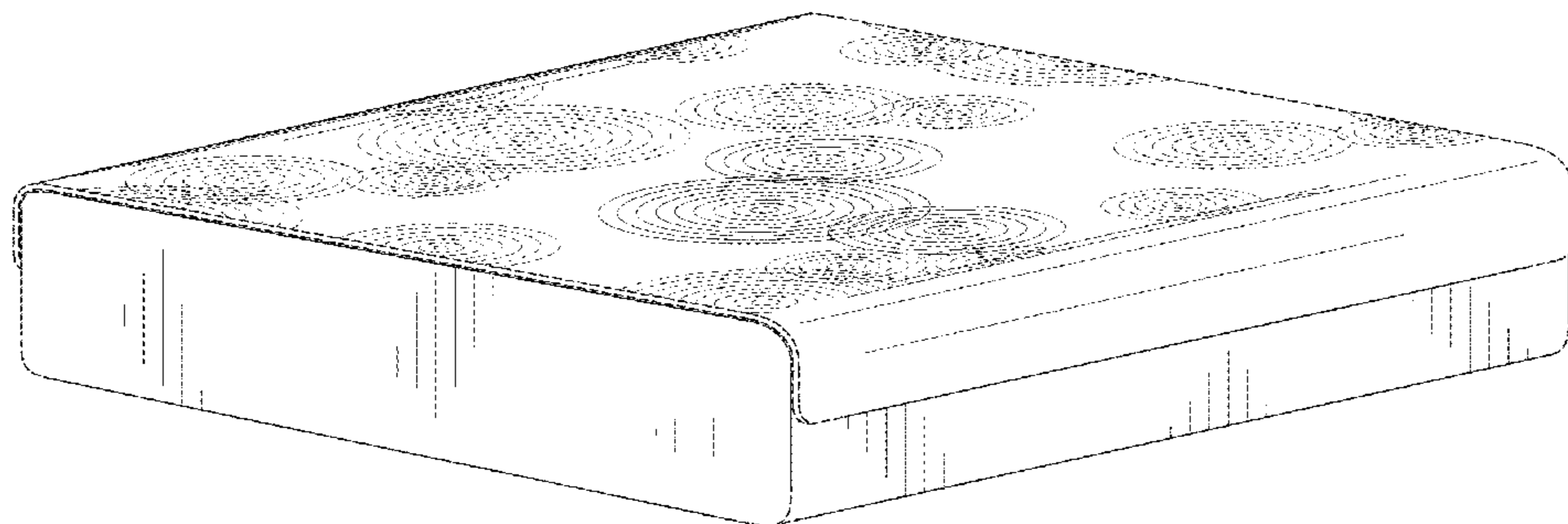
(51) **LOC (10) Cl.** ..... **06-09**

(52) **U.S. Cl.**  
USPC ..... **D6/606**

(58) **Field of Classification Search**  
USPC ..... D6/305, 382, 383, 391, 393, 394, 395,  
D6/406.6, 595, 596, 601, 602, 603, 604,  
D6/605, 606, 607, 622, 690, 718.31; D5/7,  
D5/32, 37, 39, 53, 55, 56, 57, 66  
CPC .... A47C 27/04; A47C 27/045; A47C 27/06;  
A47C 27/053; A47C 27/056  
See application file for complete search history.

FIG. 1 is a front elevational view of the mattress cover assembly of the present invention;  
FIG. 2 is a rear elevational view of the mattress cover assembly of FIG. 1;  
FIG. 3 is a left side elevational view of the mattress cover assembly of FIG. 1;  
FIG. 4 is a right side elevational view of the mattress cover assembly of FIG. 1;  
FIG. 5 is a top view of the mattress cover assembly of FIG. 1;  
FIG. 6 is a bottom view of the mattress cover assembly of FIG. 1; and,  
FIG. 7 is a perspective view of the mattress cover assembly of FIG. 1.  
The broken lines depict portions of the article and form no part of the claimed design.

**1 Claim, 5 Drawing Sheets**



(56)

**References Cited**

U.S. PATENT DOCUMENTS

5,992,106	A *	11/1999	Carling	.....	E01C	5/20			
						52/177			
D425,354	S *	5/2000	Rogers	.....	D5/53				
D461,317	S *	8/2002	Jahner	.....	D5/53				
D465,093	S *	11/2002	Jahner	.....	D5/25				
D507,446	S *	7/2005	Yeh	.....	D6/604				
D530,100	S *	10/2006	Landry	.....	D5/57				
D564,239	S *	3/2008	Mecchi	.....	D5/57				
D593,349	S *	6/2009	Pittman	.....	D6/596				
7,698,758	B2 *	4/2010	Wootten, Jr.	.....	A47G	9/0246			
						5/497			
D660,013	S *	5/2012	Tardif	.....	D5/57				
2008/0256717	A1 *	10/2008	Austen	.....	A47C	19/022			
						5/709			
2011/0308015	A1 *	12/2011	Newham	.....	G08B	21/22			
						5/499			

\* cited by examiner




FIG. 1




FIG. 2

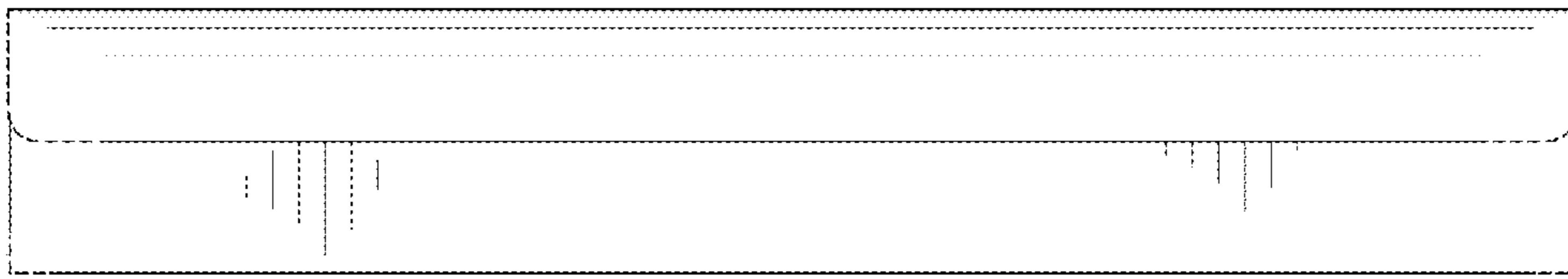


FIG. 3




FIG. 4




FIG. 5




FIG. 6

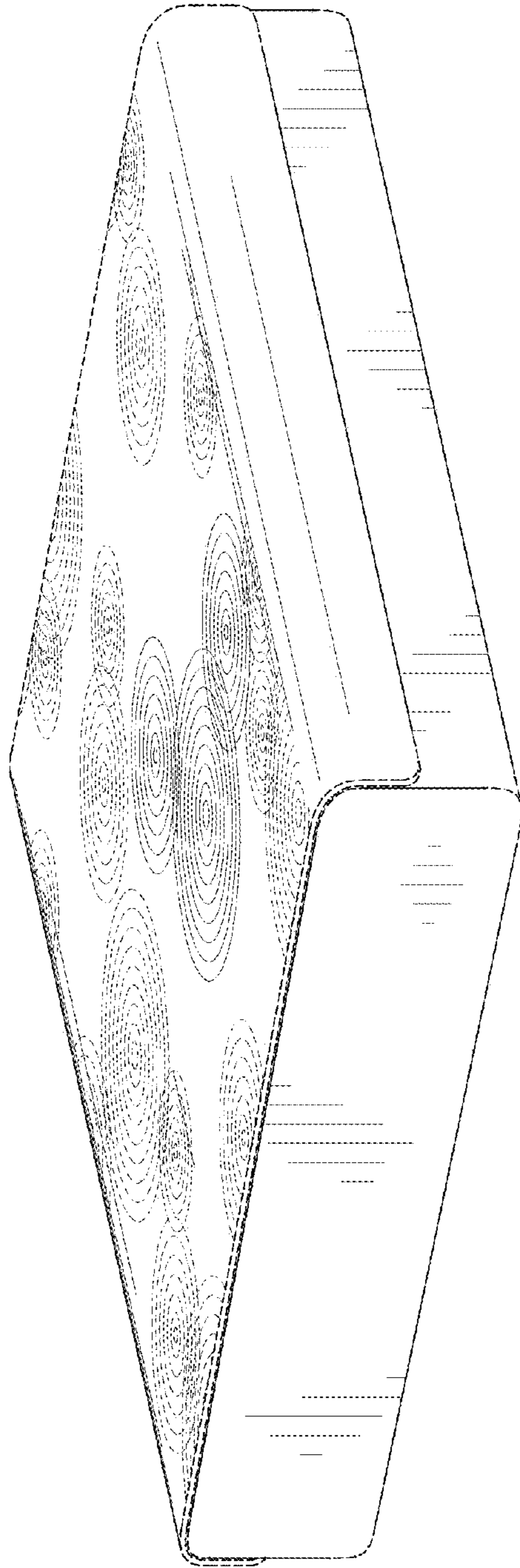


FIG. 7