

US00D766012S

(12) **United States Design Patent** (10) **Patent No.:** **US D766,012 S**  
**Moore et al.** (45) **Date of Patent:** **\*\* Sep. 13, 2016**

(54) **DECORATED BLANKET**  
(71) Applicants: **Paola Mercedes Moore**, Bethlehem, PA (US); **Brian Joseph Moore**, Bethlehem, PA (US)  
(72) Inventors: **Paola Mercedes Moore**, Bethlehem, PA (US); **Brian Joseph Moore**, Bethlehem, PA (US)

5,515,559 A 5/1996 Benson  
8,191,188 B2 6/2012 Kaplan et al.  
D679,480 S 4/2013 Geurts  
D701,019 S 3/2014 Grefe'  
8,776,265 B2 7/2014 Neveu  
8,875,325 B2 11/2014 Sloan  
D743,669 S \* 11/2015 Viniello ..... D2/719  
D745,248 S \* 12/2015 Lenzmeier ..... D2/719

(Continued)

(\*\*) Term: **15 Years**

**FOREIGN PATENT DOCUMENTS**

AU 2012205124 A1 1/2014  
AU 2015100165 A4 3/2015

(21) Appl. No.: **29/535,149**

**OTHER PUBLICATIONS**

(22) Filed: **Aug. 4, 2015**

Mermaid Tail Blanket in Fushia, Fin Fun, Jun. 12, 2016, Retrieved from: <http://www.finfunmermaid.com/mermaid-tail-blanket-in-fuschia-teal.html>.\*

(51) **LOC (10) Cl.** ..... **06-09**

(52) **U.S. Cl.**  
USPC ..... **D6/598**; D2/719

(Continued)

(58) **Field of Classification Search**  
USPC ..... D6/582-583, 587-592, 595-609, D6/617-622; D21/803-809; D24/183; D2/719, 731, 741  
CPC ..... A47G 9/00; A47G 2009/001; A47G 2009/002; A47G 2009/003; A47G 2009/005; A47G 2009/006; A47G 9/02; A47G 9/0207; A47G 9/0215; A47G 9/0223; A47G 9/023; A47G 9/0238; A47G 9/0246; A47G 9/0253; A47G 9/0261; A47G 9/06; A47G 9/062; A47G 9/066; A47G 9/068; A47G 9/08; A47G 2009/0276; A47G 9/0284; A47G 9/0292; A47G 9/04; A47G 9/10  
See application file for complete search history.

*Primary Examiner* — Mary Ann Calabrese  
*Assistant Examiner* — Jennifer L Rempfer  
(74) *Attorney, Agent, or Firm* — Gerhart Law LLC

(57) **CLAIM**  
The ornamental design for a decorated blanket, as shown and described.

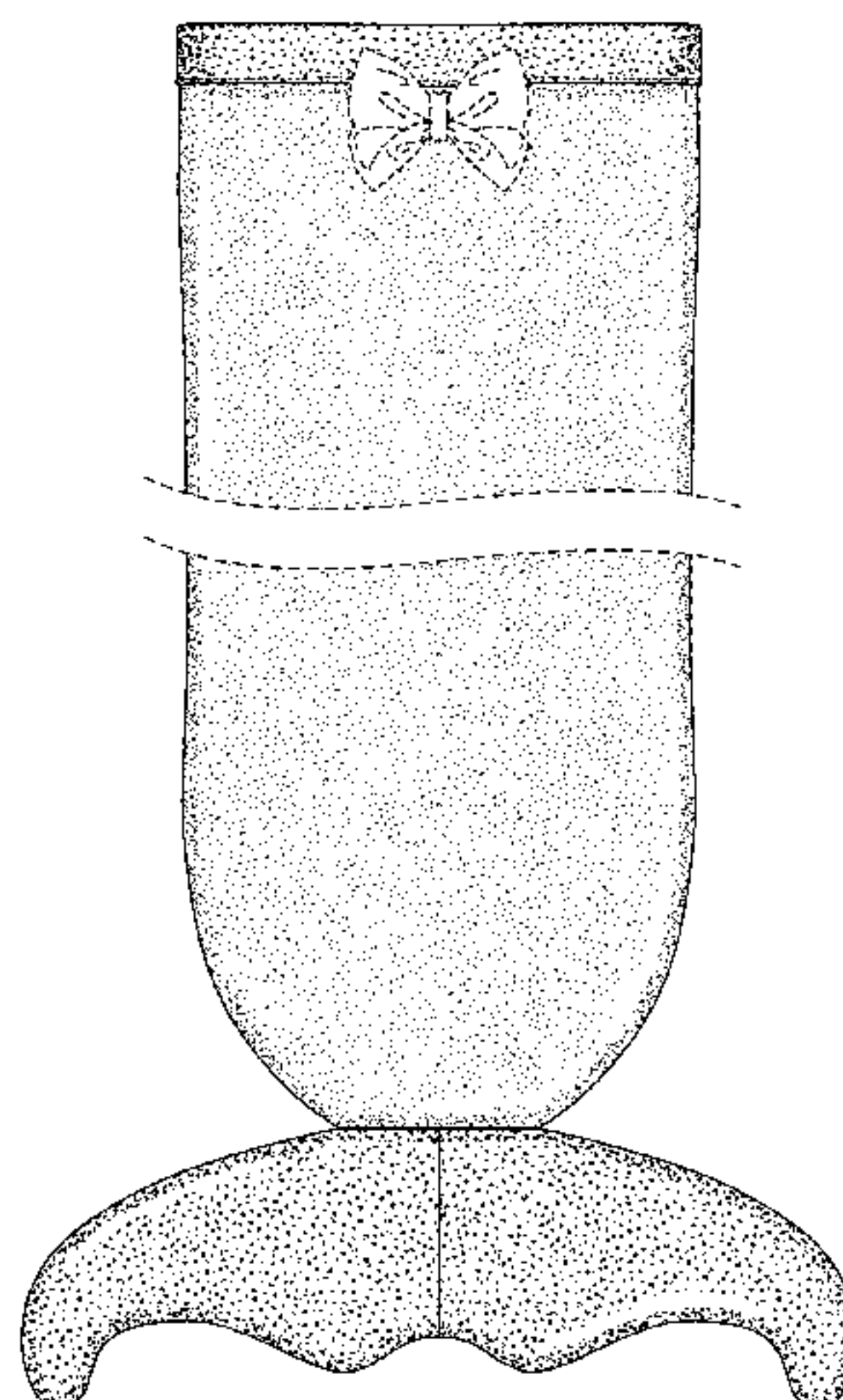
**DESCRIPTION**

FIG. 1 is a perspective view of the decorated blanket showing our new design;  
FIG. 2 is a front view of the blanket shown in FIG. 1;  
FIG. 3 is a rear view thereof;  
FIG. 4 is a left side view of FIG. 1;  
FIG. 5 is a right side view of FIG. 1;  
FIG. 6 is a top view of FIG. 1; and,  
FIG. 7 is a bottom view thereof.  
The dotted broken lines present within the design represent features that form not part of the claim. The parallel curved broken lines form the bounds of the claim and also form no part of the claim.

(56) **References Cited**  
U.S. PATENT DOCUMENTS

1,074,389 A 9/1913 Sullivan  
3,344,449 A 10/1967 Grilli  
D214,232 S \* 5/1969 Dale ..... D2/719  
D252,308 S 7/1979 Ochwat  
4,236,263 A 12/1980 Allee  
4,541,810 A \* 9/1985 Wenzel ..... A63B 31/11 441/64  
D336,676 S \* 6/1993 Bourque ..... D22/130

**1 Claim, 5 Drawing Sheets**



(56)

**References Cited**

**OTHER PUBLICATIONS**

U.S. PATENT DOCUMENTS

D751,792 S \* 3/2016 Viniello ..... D2/719  
2011/0099719 A1 5/2011 Hardesty  
2011/0217890 A1\* 9/2011 Fleck ..... A63B 31/12  
441/60  
2011/0250818 A1 10/2011 Geurts  
2016/0051860 A1\* 2/2016 Browning ..... A63B 31/11  
441/64

Blankie Tails, Website captured on Jun. 21, 2015 off Way Back  
Machine, Retrieved from: [http://web.archive.org/web/  
20150621205948/http://www.blankietails.com/](http://web.archive.org/web/20150621205948/http://www.blankietails.com/), Retrieved on Jun.  
10, 2016.\*

\* cited by examiner

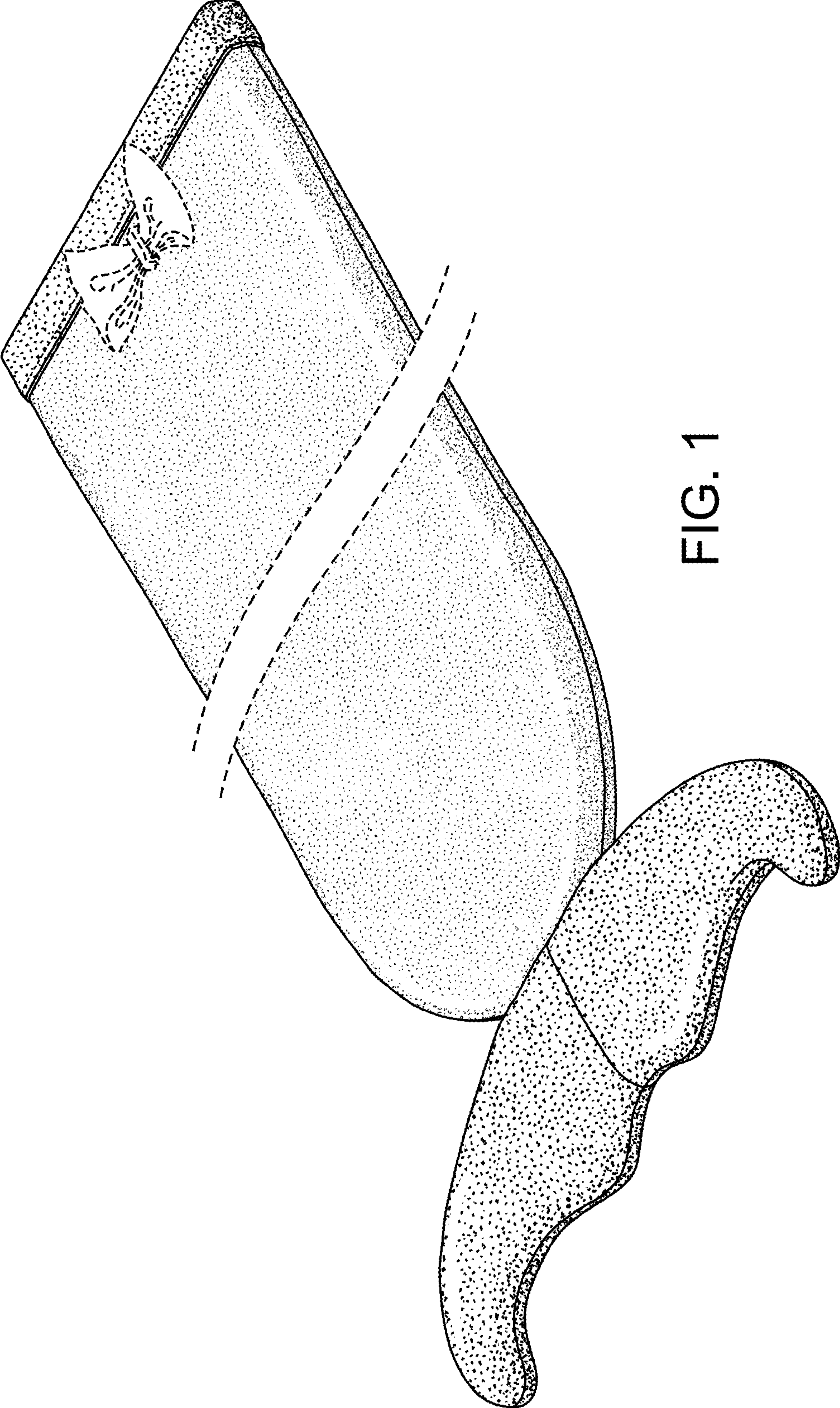


FIG. 1



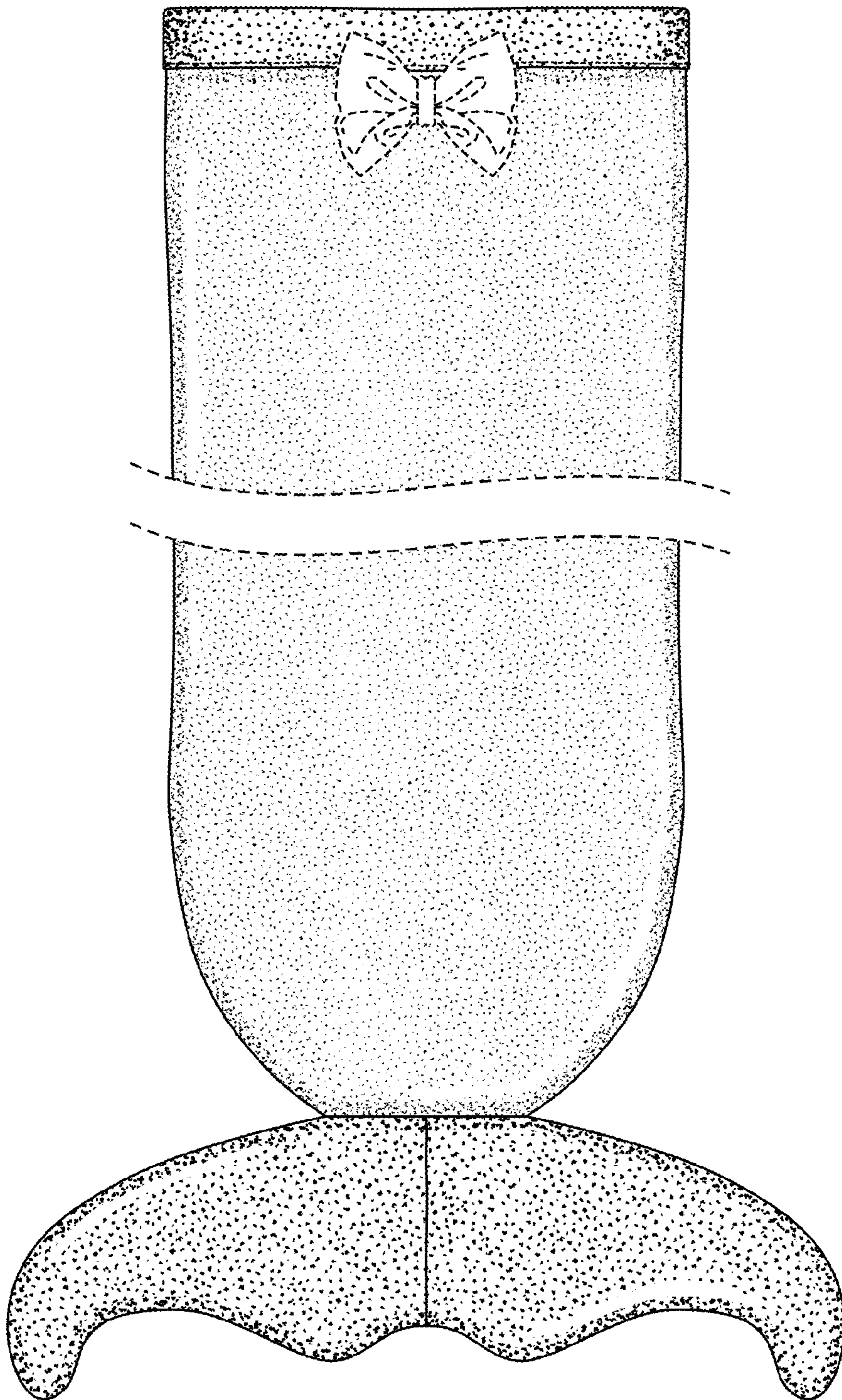


FIG. 2

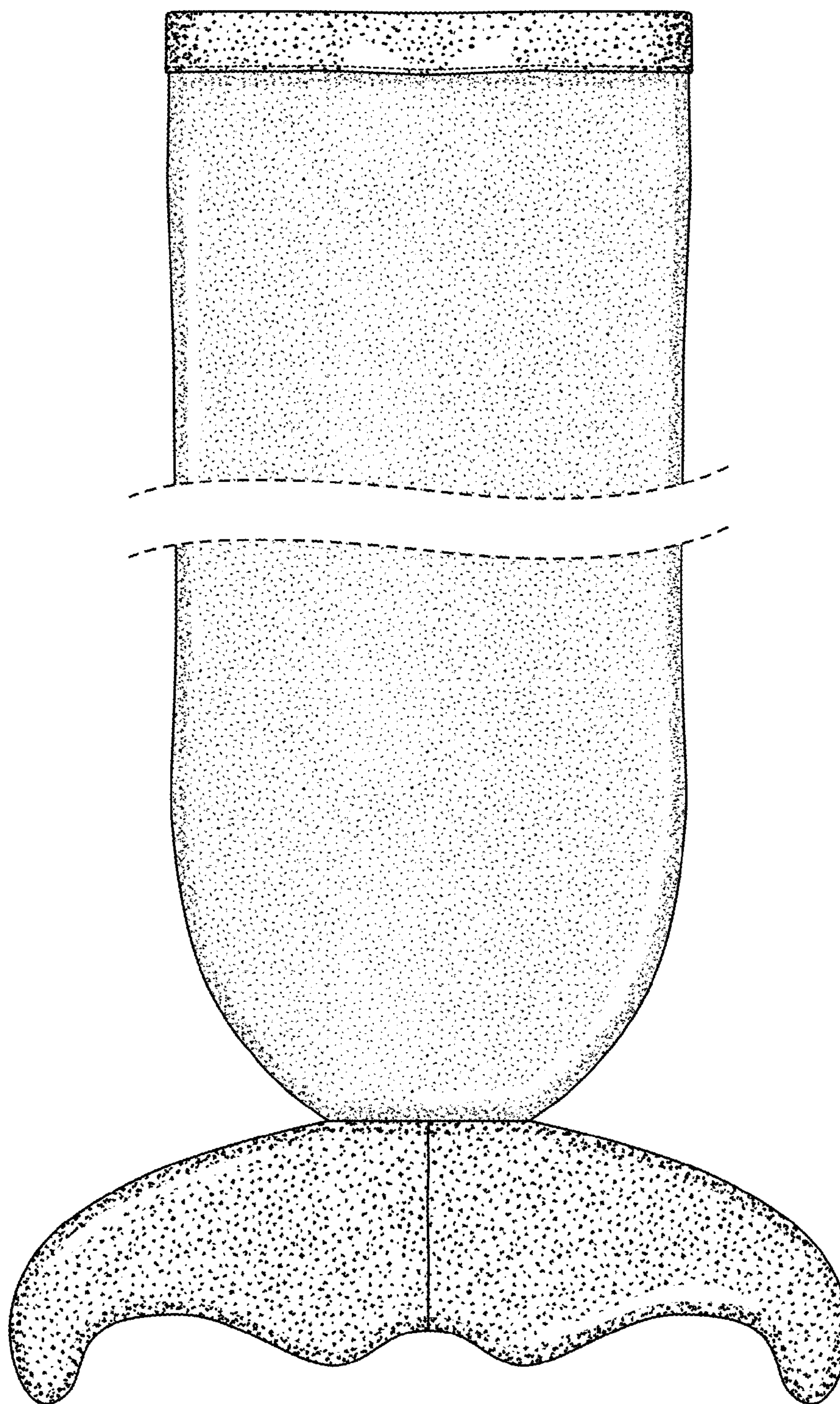


FIG. 3

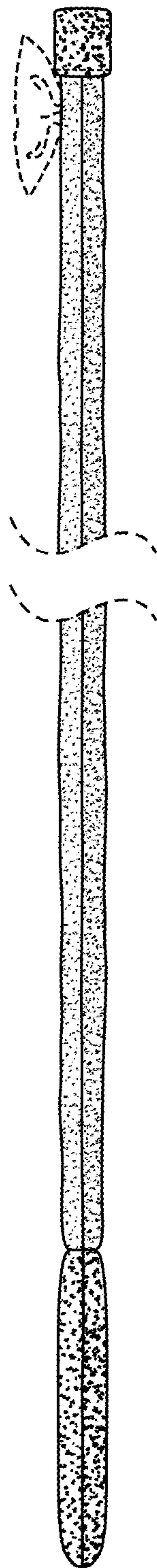


FIG. 4

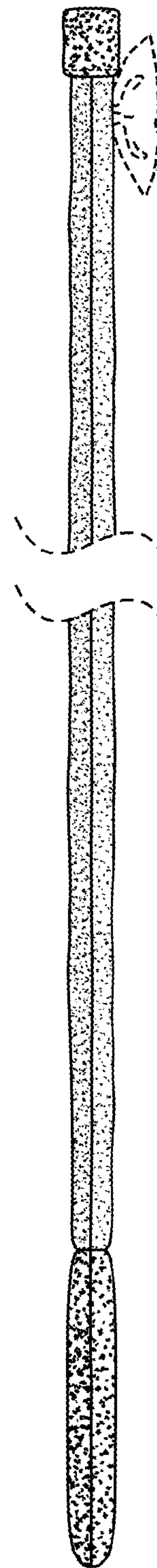


FIG. 5





FIG. 6



FIG. 7