

US00D766009S

(12) **United States Design Patent** (10) **Patent No.:** **US D766,009 S**
Roll (45) **Date of Patent:** **** Sep. 13, 2016**

- (54) **BASEBALL EQUIPMENT RACK**
- (71) Applicant: **Billy Roll**, Wentzville, MO (US)
- (72) Inventor: **Billy Roll**, Wentzville, MO (US)
- (**) Term: **14 Years**
- (21) Appl. No.: **29/516,080**
- (22) Filed: **Jan. 29, 2015**
- (51) **LOC (10) Cl.** **06-04**
- (52) **U.S. Cl.**
USPC **D6/552**
- (58) **Field of Classification Search**
USPC D6/552; D3/221; D22/147; 43/21.2;
248/516-519, 530, 533, 538, 156
CPC A63D 15/005; A63D 15/10
See application file for complete search history.

- 5,690,235 A 11/1997 Matzen
- D404,952 S 2/1999 Bauer
- 6,749,074 B1 6/2004 Hileman et al.
- D493,056 S 7/2004 Shornak
- 7,740,143 B2 6/2010 White
- 8,371,457 B2 2/2013 Entz
- D681,991 S * 5/2013 Willins D6/552

* cited by examiner

Primary Examiner — Wan Laymon
Assistant Examiner — Mark Booker


(57) **CLAIM**
The ornamental design for a baseball equipment rack, as shown and described.

DESCRIPTION

FIG. 1 is a front view of a baseball equipment rack showing my new design;
FIG. 2 is a rear view of the baseball equipment rack;
FIG. 3 is a left side view of the baseball equipment rack, a right side view being a mirror image thereof;
FIG. 4 is a top view of the baseball equipment rack;
FIG. 5 is a bottom view of the baseball equipment rack; and,
FIG. 6 is a top front side perspective view of the baseball equipment rack in use.
The broken line showing in FIG. 6 is included for the purpose of illustrating portions of the baseball equipment rack and forms no part of the claimed design.

1 Claim, 3 Drawing Sheets

- (56) **References Cited**
U.S. PATENT DOCUMENTS
3,698,563 A 10/1972 Gordon et al.
D242,097 S * 11/1976 O'Neal D6/552
4,049,126 A 9/1977 Halverson
4,583,647 A * 4/1986 Schinzing A47B 81/007
211/60.1
5,294,005 A 3/1994 Hedges
D356,141 S * 3/1995 Strong D22/147
5,626,244 A 5/1997 Mesna et al.






FIG. 1




FIG. 2

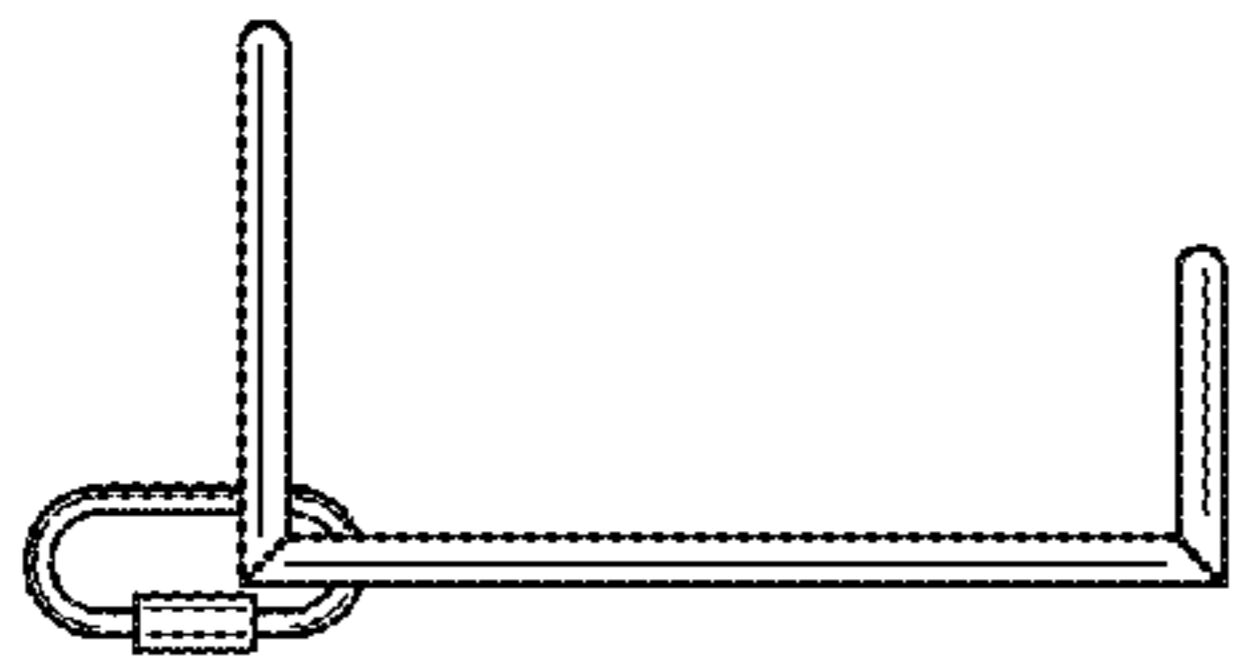


FIG. 3

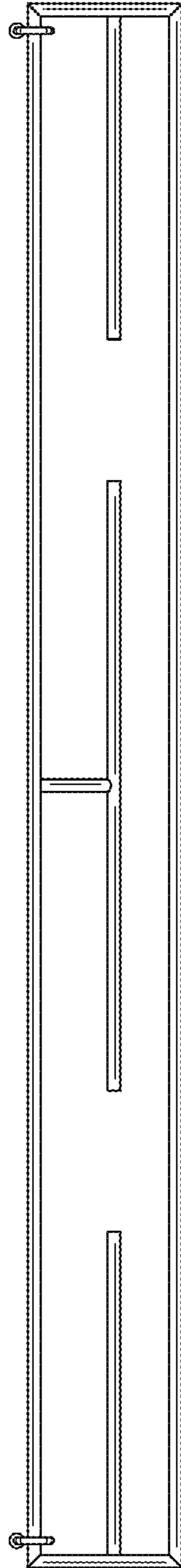


FIG. 4

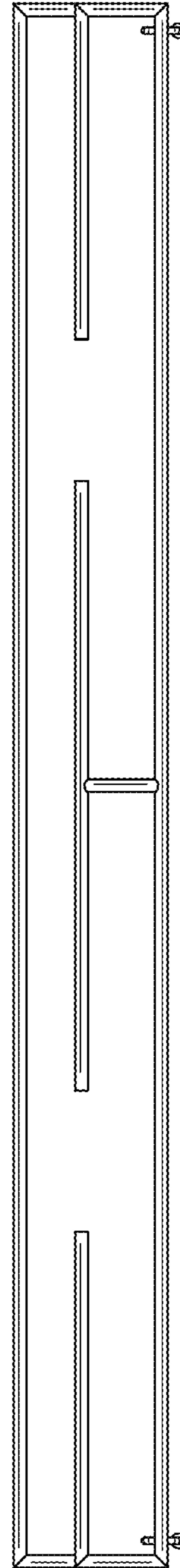


FIG. 5

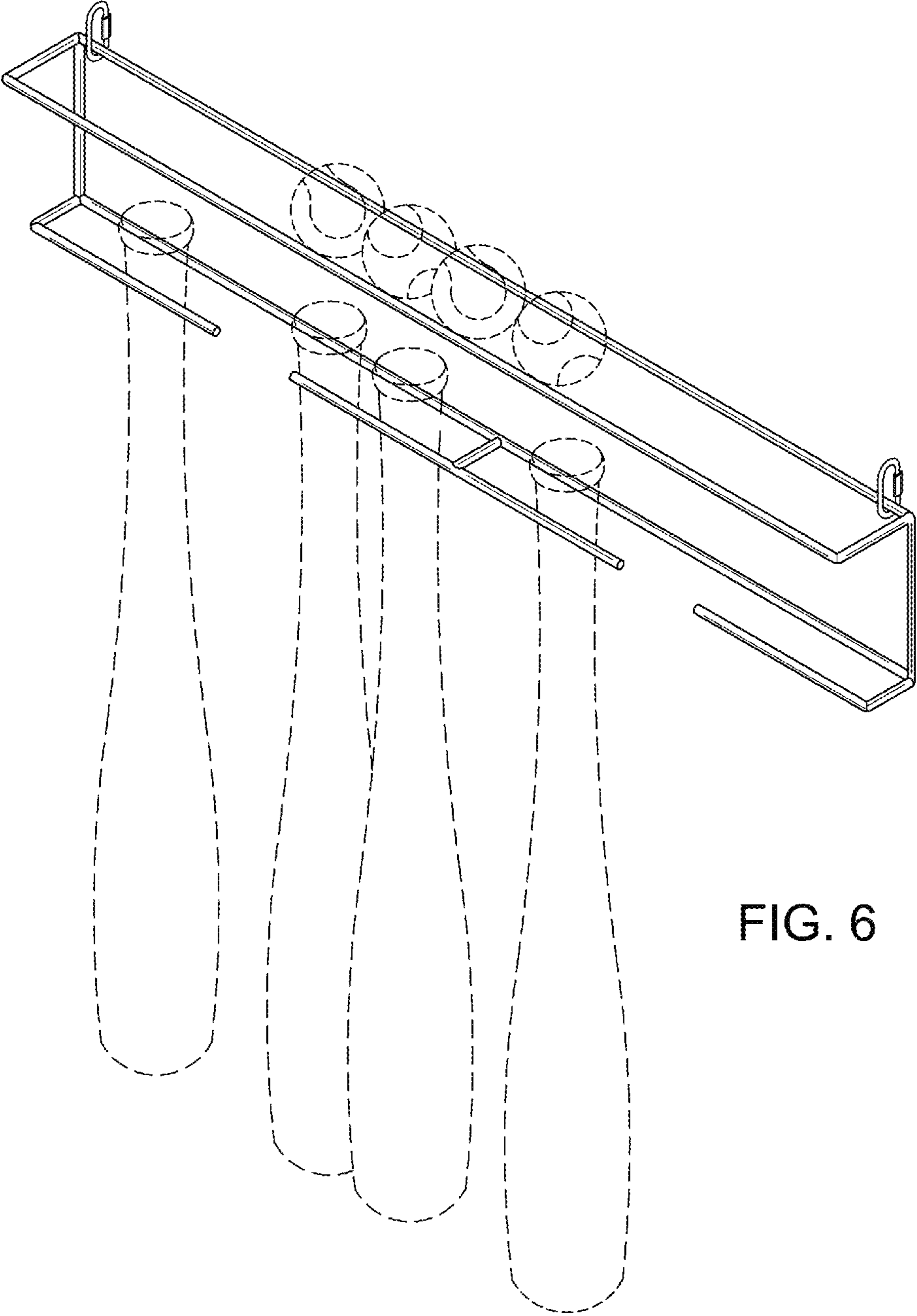


FIG. 6