

US00D766003S

(12) **United States Design Patent** (10) **Patent No.:** **US D766,003 S**
Parker et al. (45) **Date of Patent:** **** Sep. 13, 2016**

(54) **CHAIR**

FOREIGN PATENT DOCUMENTS

(71) Applicant: **FORMWAY FURNITURE LIMITED**,
Lower Hutt, Wellington (NZ)

AU 348590 5/2013
AU 348591 5/2013

(Continued)

(72) Inventors: **Kent Wallace Parker**, Lower Hutt
(NZ); **Mark Rundle Pennington**,
Wellington (NZ); **Paul James
Stevenson**, Wellington (NZ)

OTHER PUBLICATIONS

Auckland chair—Cassina, http://www.cassina.com/portal/page/portal/new/webpages/cassina/catalogue/product?p=code:CS_277%3bis_finder_result:0&lang=en, published at least as early as Oct. 3, 2012.

(73) Assignee: **Formway Furniture Limited**,
Wellington (NZ)

Primary Examiner — Mimoso De

(**) Term: **15 Years**

(74) *Attorney, Agent, or Firm* — Workman Nydegger

(21) Appl. No.: **29/552,520**

(57) **CLAIM**

(22) Filed: **Jan. 22, 2016**

The ornamental design for a chair, as shown and described.

Related U.S. Application Data

DESCRIPTION

(62) Division of application No. 29/488,017, filed on Apr. 15, 2014, now Pat. No. Des. 751,312.

FIG. 1 is a front perspective view of a chair showing our new design with the back portion upright;
FIG. 2 is a front perspective view thereof with the back portion reclined;
FIG. 3 is a right side perspective view thereof with the back portion upright;
FIG. 4 is a front and left side perspective view thereof with the back portion upright;
FIG. 5 is a rear and right side perspective view thereof;
FIG. 6 is a front perspective view thereof with the back portion upright;
FIG. 7 is a rear perspective view thereof with the back portion upright;
FIG. 8 is a top perspective view thereof with the back portion upright;
FIG. 9 is a detailed front and right side perspective view thereof;
FIG. 10 is another detailed front and right side perspective view thereof; and,
FIG. 11 is a detailed rear and left side perspective view thereof.

(30) **Foreign Application Priority Data**

Oct. 17, 2013 (NZ) 418157

(51) **LOC (10) Cl.** **06-01**

(52) **U.S. Cl.**
USPC **D6/366; D6/365**

(58) **Field of Classification Search**
USPC D6/334-336, 364, 365, 366, 374, 375,
D6/716, 716.1, 716.2, 716.4
CPC A47C 1/0342; A47C 4/028; A47C 7/18;
A47C 7/20; A47C 7/24; A47C 7/40; B60N
2/70

See application file for complete search history.

(56) **References Cited**

U.S. PATENT DOCUMENTS

D195,401 S 6/1963 Johnson
D196,234 S 9/1963 Johnson

(Continued)

1 Claim, 11 Drawing Sheets



(56)

References Cited

U.S. PATENT DOCUMENTS

D196,429 S 10/1963 Johnson
 D240,348 S 6/1976 Schoblom
 D241,791 S 10/1976 Tillberg
 D280,786 S 10/1985 Platner
 D291,265 S * 8/1987 Heggdal D6/365
 D316,936 S 5/1991 Ekornes
 5,782,535 A * 7/1998 Lafer A47C 1/0342
 297/423.28
 D415,373 S * 10/1999 Zaidman D6/365
 6,827,401 B2 12/2004 Marshall et al.
 D540,073 S * 4/2007 McDiarmid D6/366
 D546,085 S 7/2007 Ritch et al.
 7,325,873 B2 2/2008 Stewart et al.
 D568,617 S 5/2008 Jehs et al.
 7,396,080 B2 7/2008 Suhr et al.
 D584,521 S 1/2009 Massaud

D584,901 S 1/2009 Massaud
 D601,828 S 10/2009 Wold
 D609,037 S 2/2010 Miller et al.
 7,726,730 B2 6/2010 Peter et al.
 D654,713 S 2/2012 Lloyd et al.
 D661,133 S * 6/2012 Ping D6/365
 D666,030 S 8/2012 Kvello
 D666,031 S 8/2012 Wold
 D683,551 S 6/2013 Wu
 D683,979 S 6/2013 Miller et al.
 D697,731 S 1/2014 Parker et al.
 D751,312 S * 3/2016 Parker D6/366
 2011/0089730 A1 4/2011 Higgs

FOREIGN PATENT DOCUMENTS

EP 1 880 639 1/2008
 WO 2013/051951 A1 4/2013

* cited by examiner



FIGURE 1



FIGURE 2



FIGURE 3



FIGURE 4



FIGURE 5




FIGURE 6

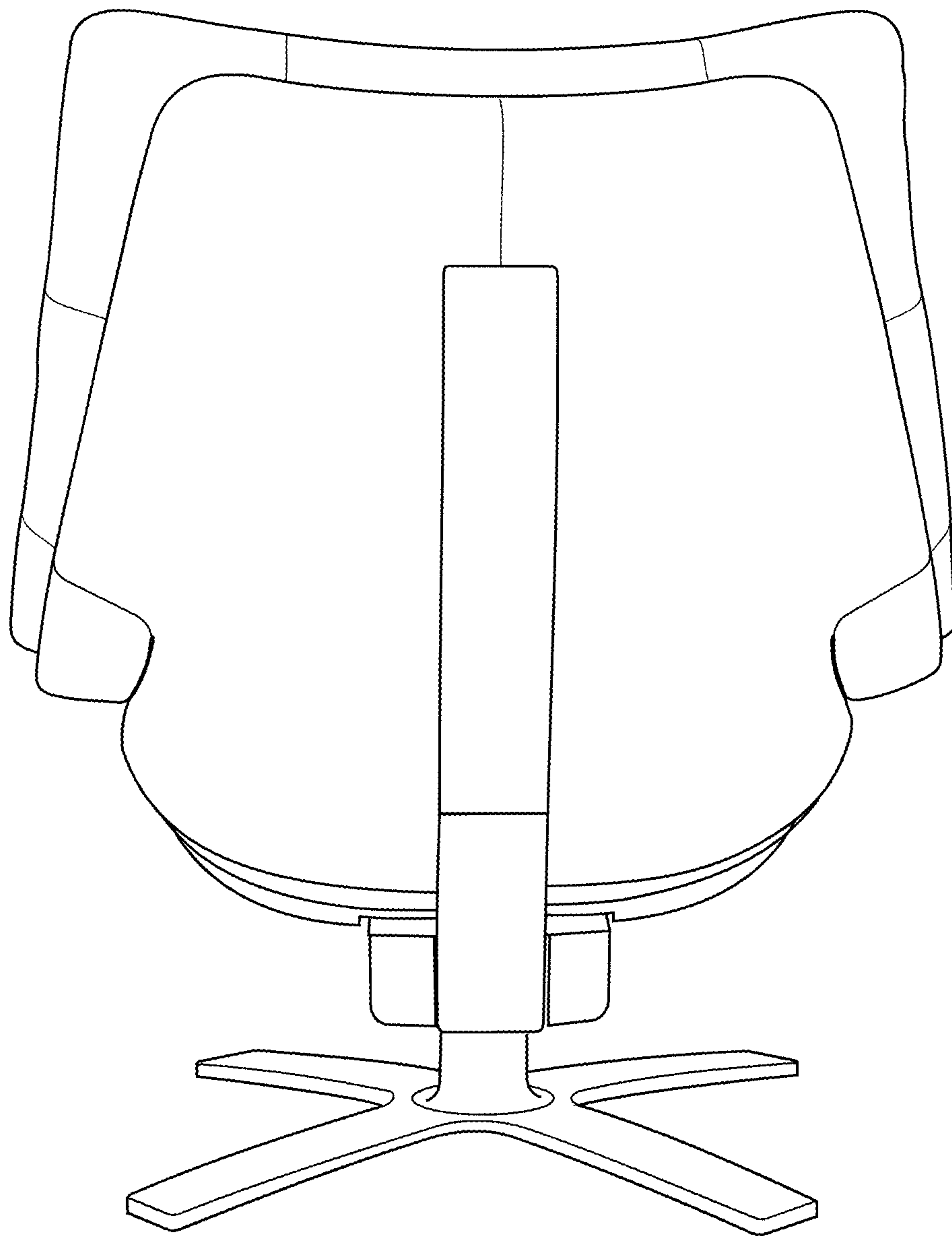


FIGURE 7

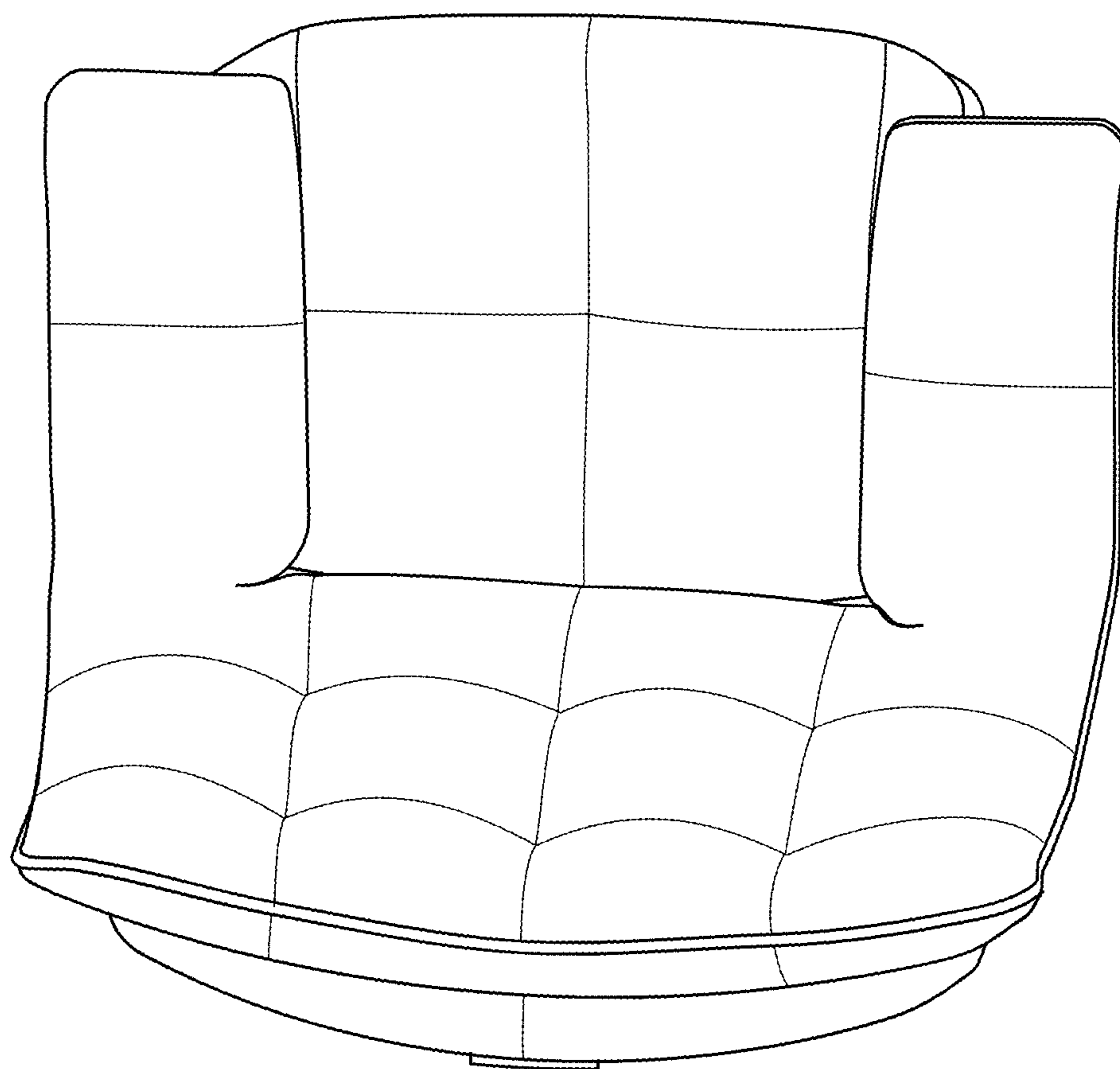


FIGURE 8

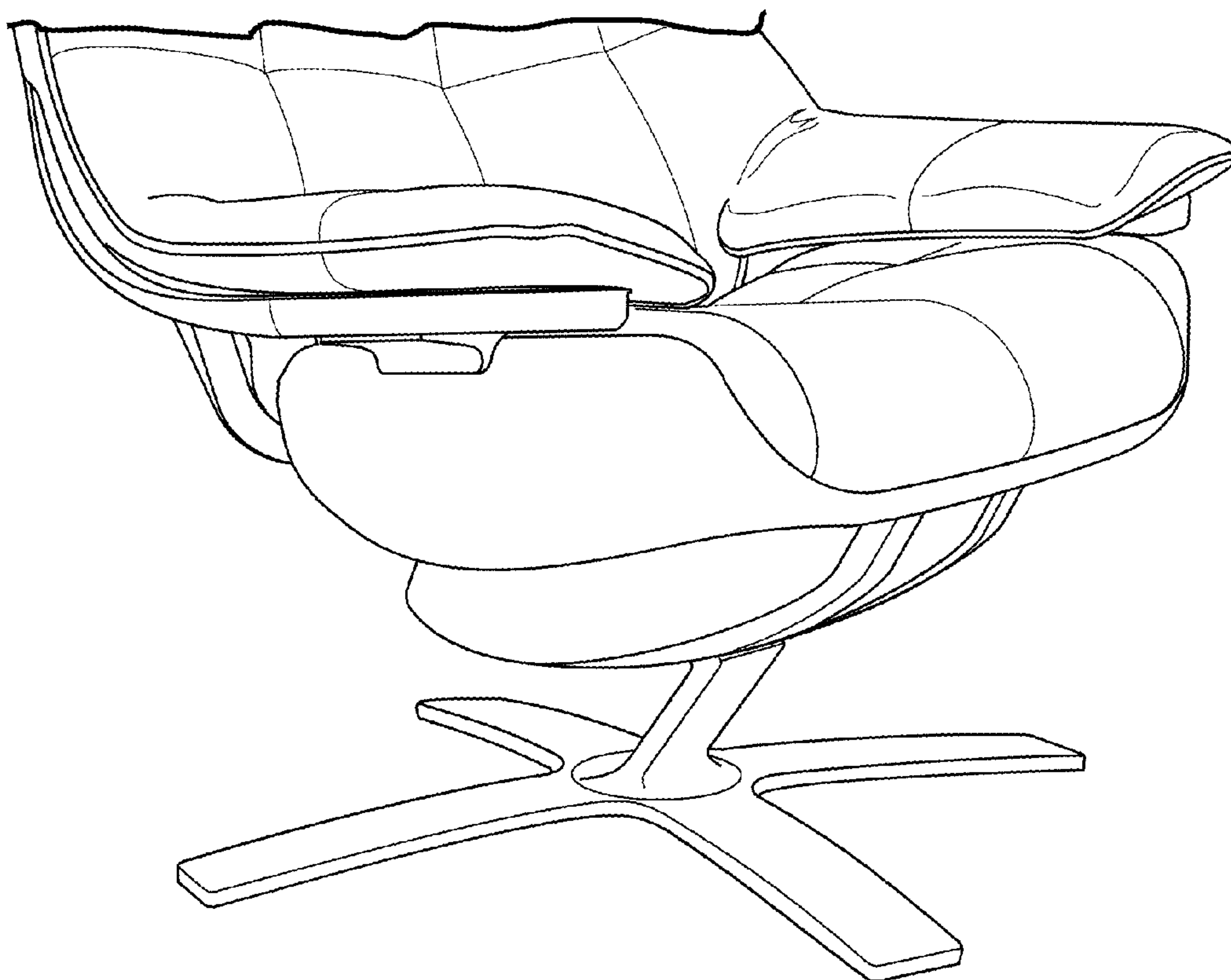


FIGURE 9

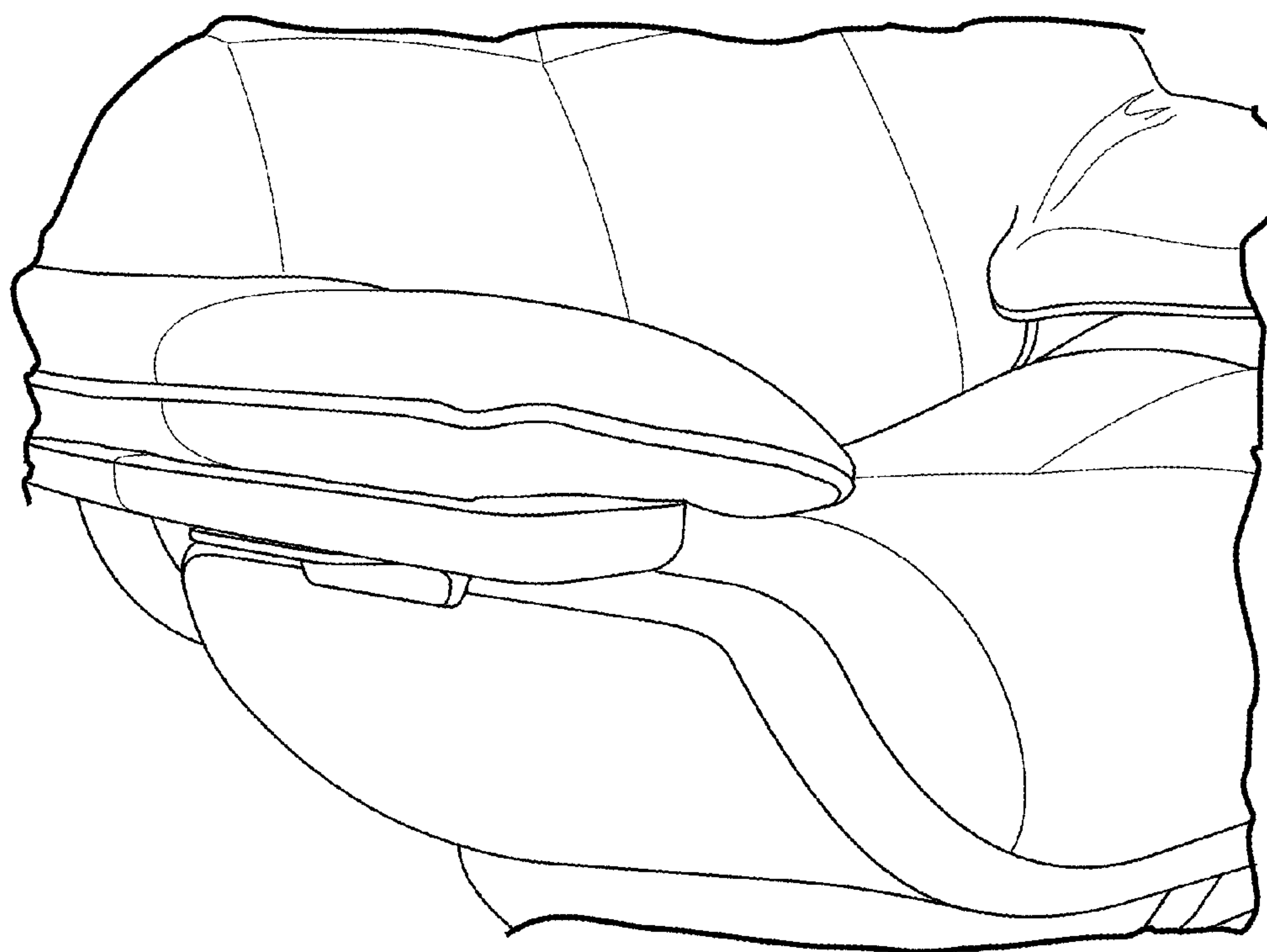


FIGURE 10



FIGURE 11