

US00D766002S

(12) **United States Design Patent** (10) **Patent No.:** **US D766,002 S**  
**Wu** (45) **Date of Patent:** **\*\* Sep. 13, 2016**

(54) **CHAIR**

(71) Applicant: **Yao-Chuan Wu**, Chiayi Hsien (TW)

(72) Inventor: **Yao-Chuan Wu**, Chiayi Hsien (TW)

(\*\*) Term: **15 Years**

(21) Appl. No.: **29/531,485**

(22) Filed: **Jun. 26, 2015**

(51) **LOC (10) Cl.** ..... **06-01**

(52) **U.S. Cl.**  
USPC ..... **D6/360**

(58) **Field of Classification Search**  
USPC ..... D6/334-336, 360, 371, 372, 373, 374,  
D6/375, 376, 716, 716.1, 716.4

CPC ..... A47C 3/04; A47C 4/03; A47C 3/12;  
A47C 5/12; A47C 7/16; A47C 9/007

See application file for complete search history.

(56) **References Cited**

**U.S. PATENT DOCUMENTS**

D365,935 S \* 1/1996 Dallas ..... D6/336  
D468,918 S \* 1/2003 de Blois ..... D6/360

D498,937 S \* 11/2004 Messier ..... D6/375  
D564,772 S \* 3/2008 Alter Molina ..... D6/375  
D565,318 S \* 4/2008 Alter Molina ..... D6/375  
D606,343 S \* 12/2009 Muller ..... D6/360  
D621,173 S \* 8/2010 Li ..... D6/360  
D621,631 S \* 8/2010 Li ..... D6/360  
D638,633 S \* 5/2011 Du ..... D6/360  
D726,433 S \* 4/2015 Starck ..... D6/360  
D746,074 S \* 12/2015 Chipman ..... D6/360

\* cited by examiner

*Primary Examiner* — Mimosa De

(74) *Attorney, Agent, or Firm* — Alan D. Kamrath;  
Kamrath IP Lawfirm, P.A.

(57) **CLAIM**

The ornamental design for a chair, as shown.

**DESCRIPTION**

FIG. 1 is a perspective view of a chair showing my new design;

FIG. 2 is a front view thereof;

FIG. 3 is a rear view thereof;


FIG. 4 is a left side view thereof;

FIG. 5 is a right side view thereof;

FIG. 6 is a top view thereof; and,

FIG. 7 is a bottom view thereof.

**1 Claim, 7 Drawing Sheets**



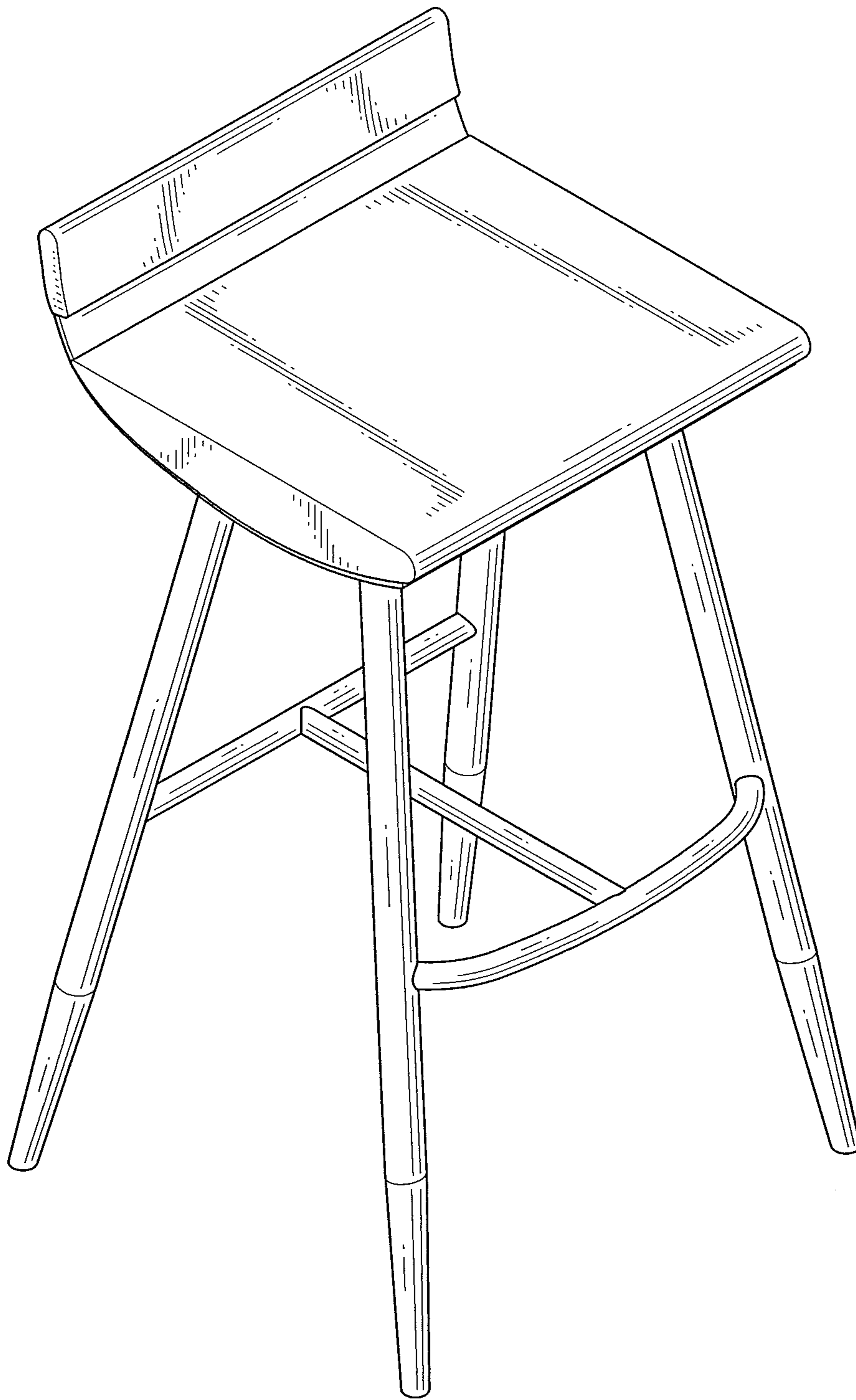


FIG.1




FIG.2




FIG.3

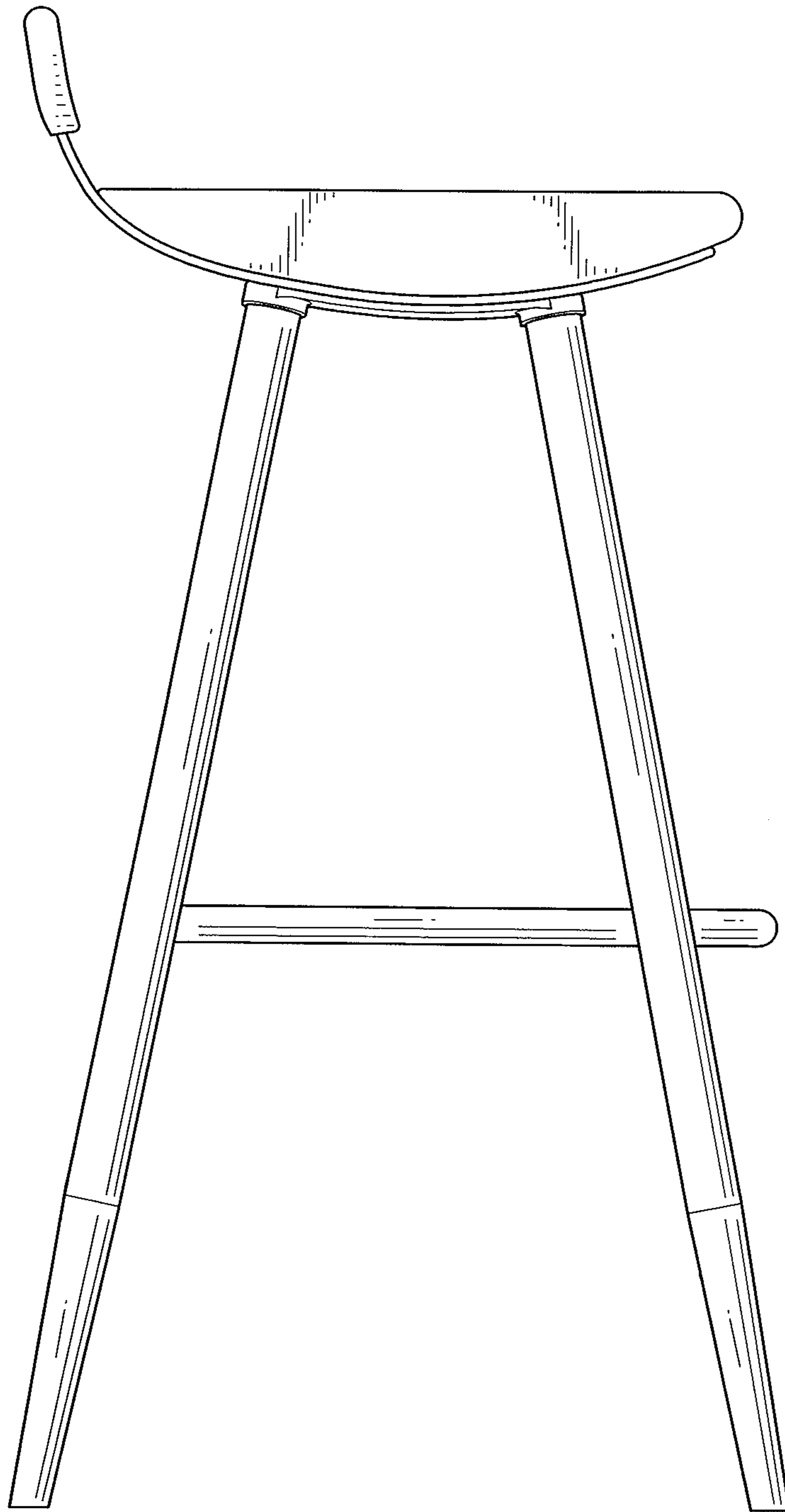


FIG.4

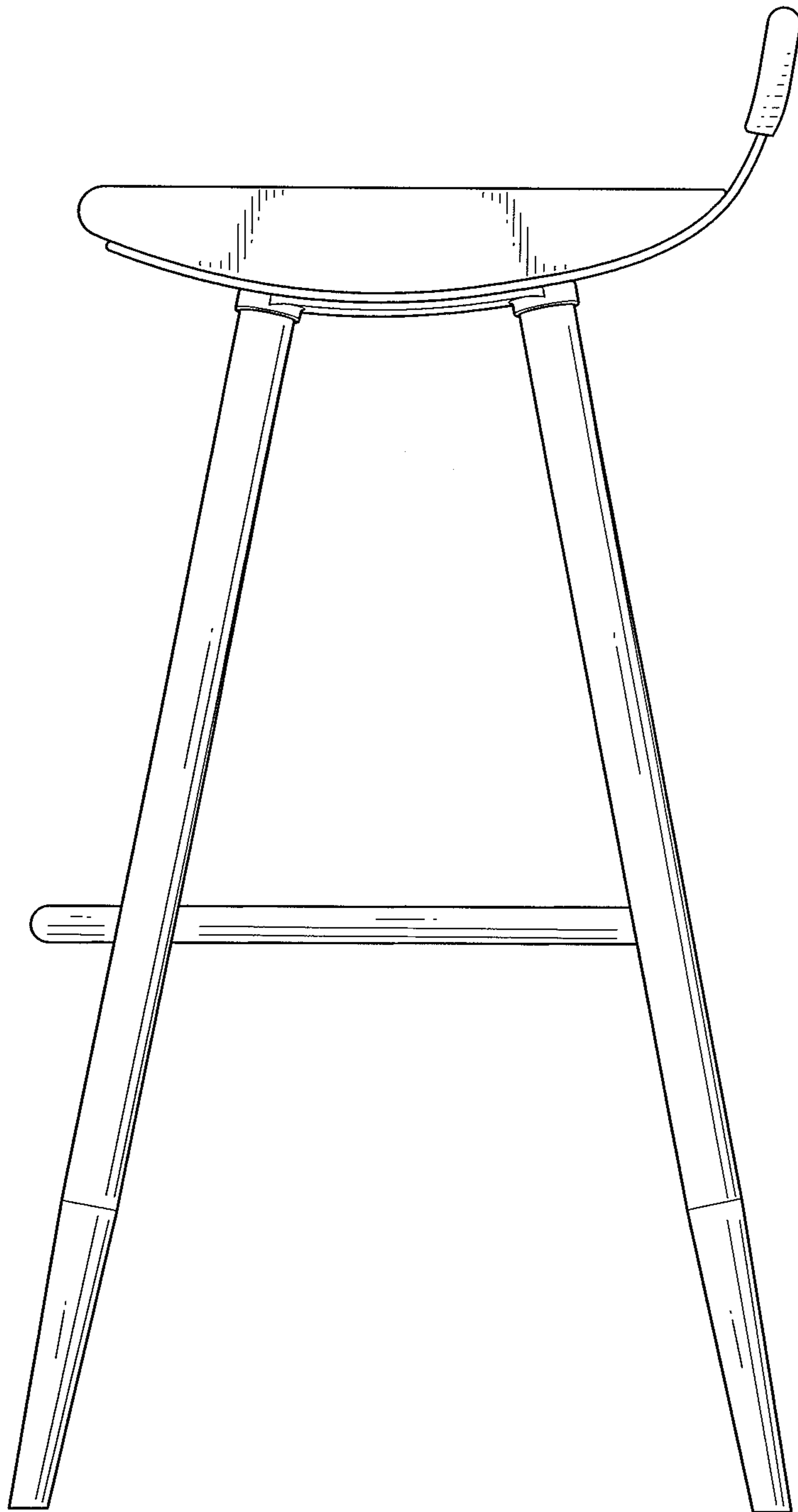


FIG.5




FIG. 6






FIG. 7