



US00D766001S

(12) **United States Design Patent**
Stoter

(10) **Patent No.:** **US D766,001 S**

(45) **Date of Patent:** **** Sep. 13, 2016**

- (54) **SWIVEL LOUNGER**
- (71) Applicant: **VIVERE LTD.**, Guelph (CA)
- (72) Inventor: **Jason Stoter**, Guelph (CA)
- (73) Assignee: **VIVERE LTD.**, Guelph (CA)

D660,608 S	5/2012	Hasman	
D699,453 S *	2/2014	Weng	D6/347
D705,552 S *	5/2014	Zheng	D6/347
D705,553 S *	5/2014	Zheng	D6/347
D734,046 S *	7/2015	Shen	D6/347
D734,619 S *	7/2015	Pan	D6/347
D734,620 S *	7/2015	Fang	D6/347

(**) Term: **14 Years**

(21) Appl. No.: **29/525,125**

(22) Filed: **Apr. 27, 2015**

(51) **LOC (10) Cl.** **06-01**

(52) **U.S. Cl.**
USPC **D6/347**

(58) **Field of Classification Search**
USPC 2/334-336, 347, 348, 369, 370, 375,
2/376, 716, 716.1, 716.2, 716.3, 716.4,
2/716.5, 708.16; D21/823
CPC A47C 5/04; A47C 3/12; A45F 3/22;
A45F 3/24; A45F 3/26; A63G 9/00; A63G
9/12

See application file for complete search history.

(56) **References Cited**

U.S. PATENT DOCUMENTS

3,528,657 A	9/1970	Krupsky	
D230,921 S	3/1974	Bonnell	
D258,252 S	2/1981	Gass	
5,588,702 A	12/1996	Litwin	
D522,259 S *	6/2006	Wu	D6/347
D531,826 S	11/2006	Nutsos	
D548,472 S	8/2007	Habing et al.	

OTHER PUBLICATIONS

Vivere, Original Dream Chair (2013).

* cited by examiner

Primary Examiner — Mimosa De

(74) *Attorney, Agent, or Firm* — Hodgson Russ LLP

(57) **CLAIM**

The ornamental design for a swivel lounger, as shown and described.

DESCRIPTION

FIG. 1 is a front-right perspective view of a first embodiment of a swivel lounger showing my new design, the front-left perspective view being mirror-symmetrical thereto; FIG. 2 is a front-right perspective view thereof showing the lounger portion rotated relative to the base position; FIG. 3 is a front view thereof; FIG. 4 is a rear view thereof; FIG. 5 is a right view thereof, the left view being mirror-symmetrical thereto; FIG. 6 is a top view thereof; and, FIG. 7 is a bottom view thereof.

The short dash broken lines illustrate unclaimed features that form no part of the claimed design. The long dash-short dash lines represent boundaries of the claimed design.

1 Claim, 7 Drawing Sheets

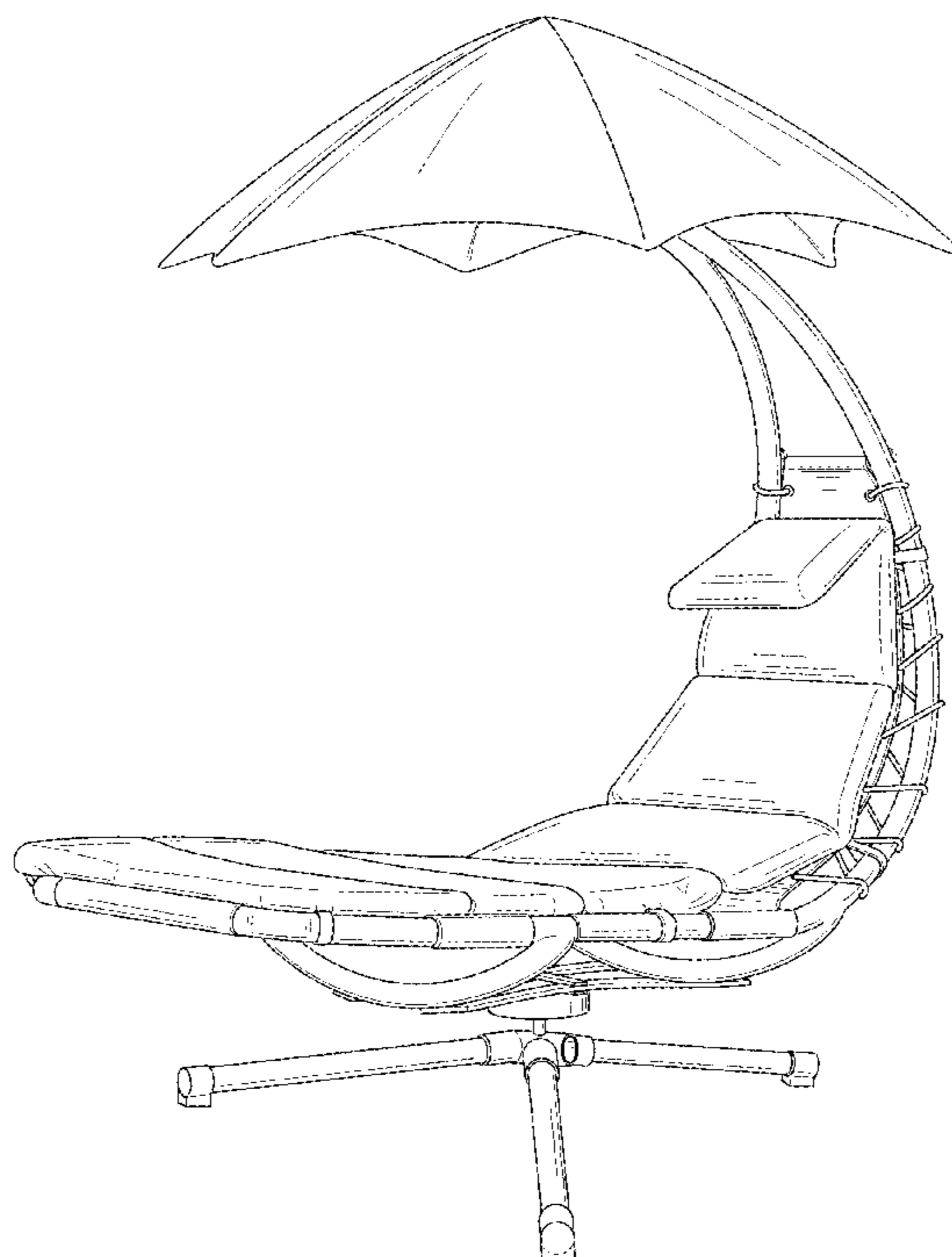




FIG. 1

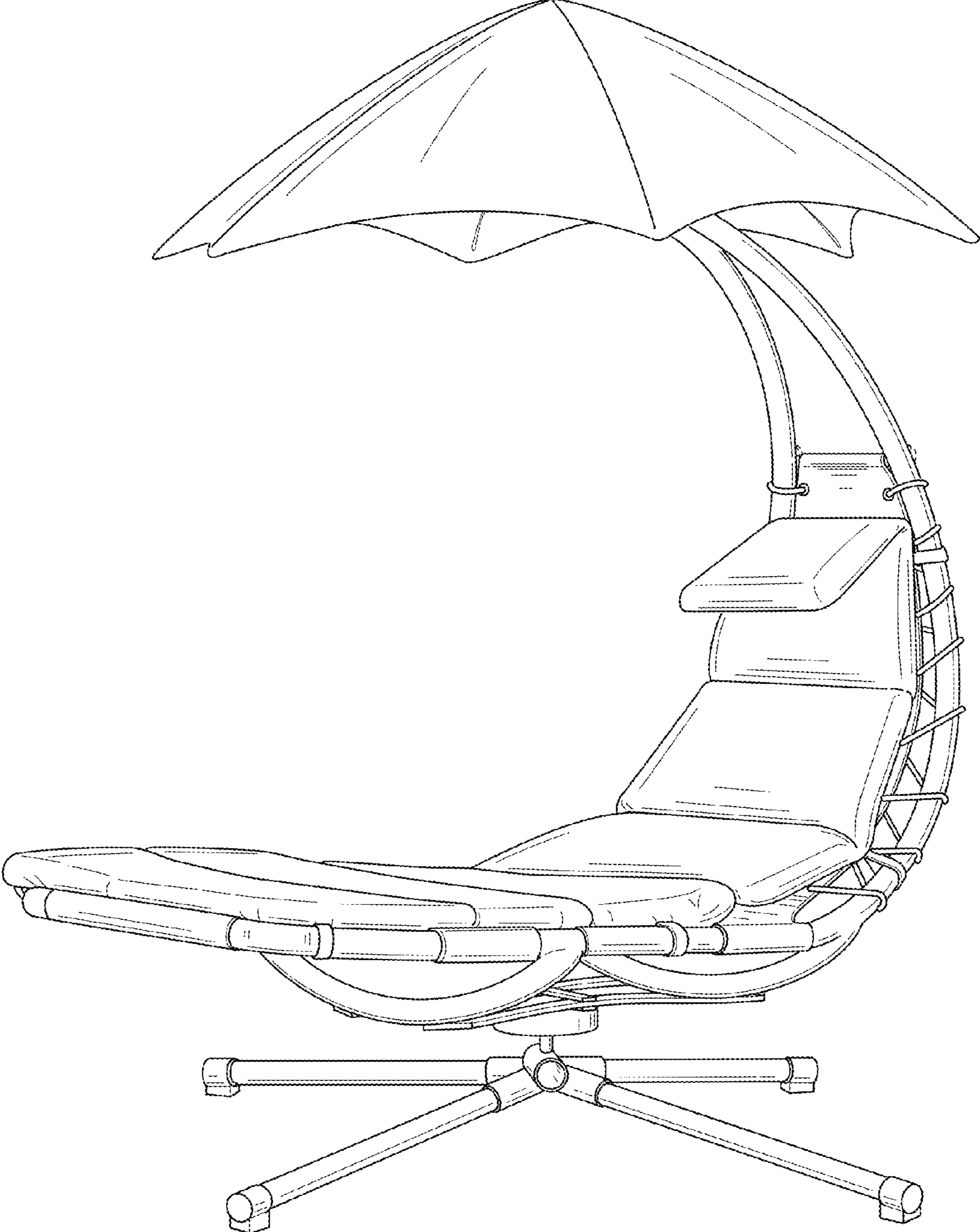


FIG. 2

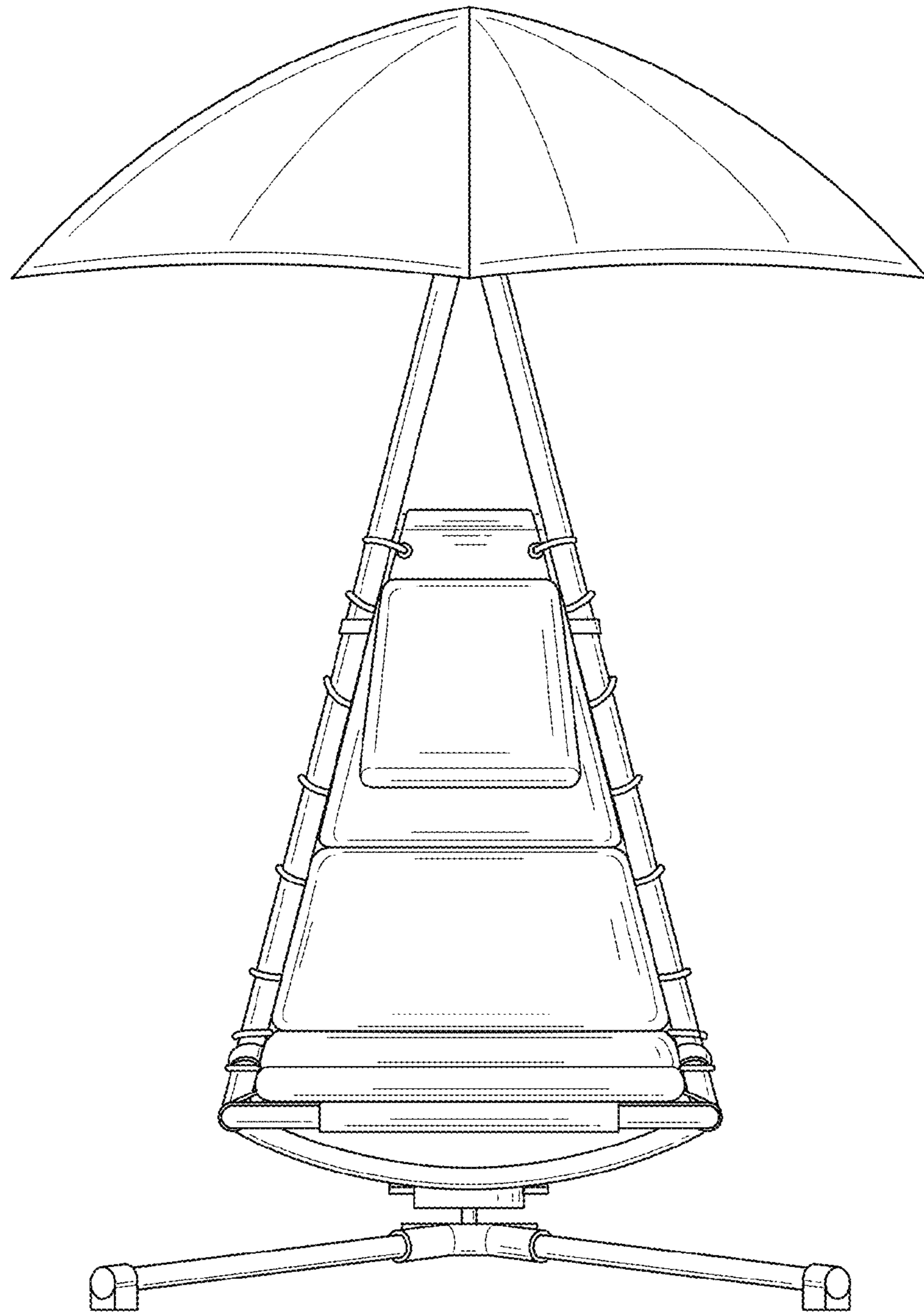


FIG. 3

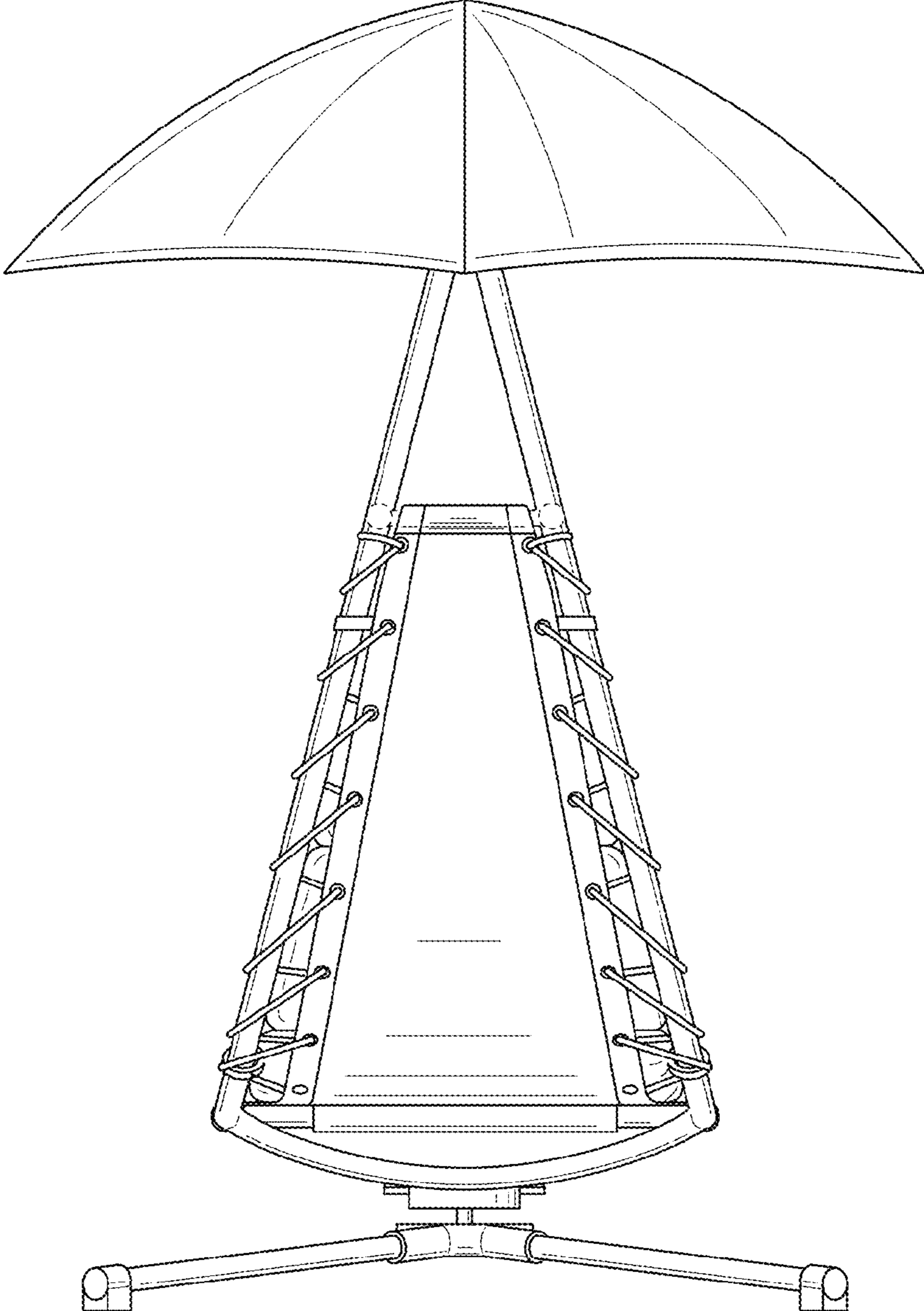


FIG. 4

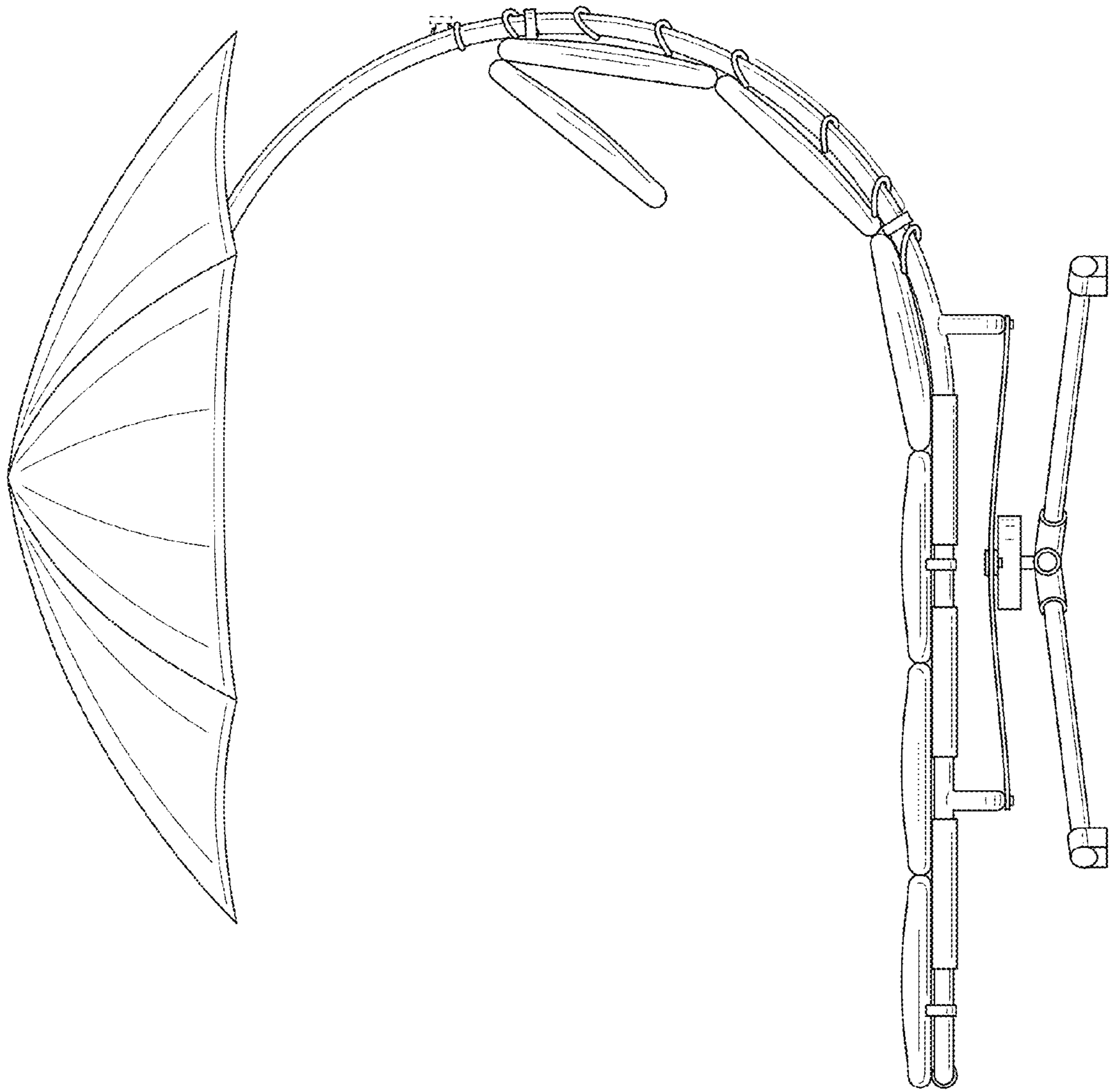


FIG. 5




FIG. 6

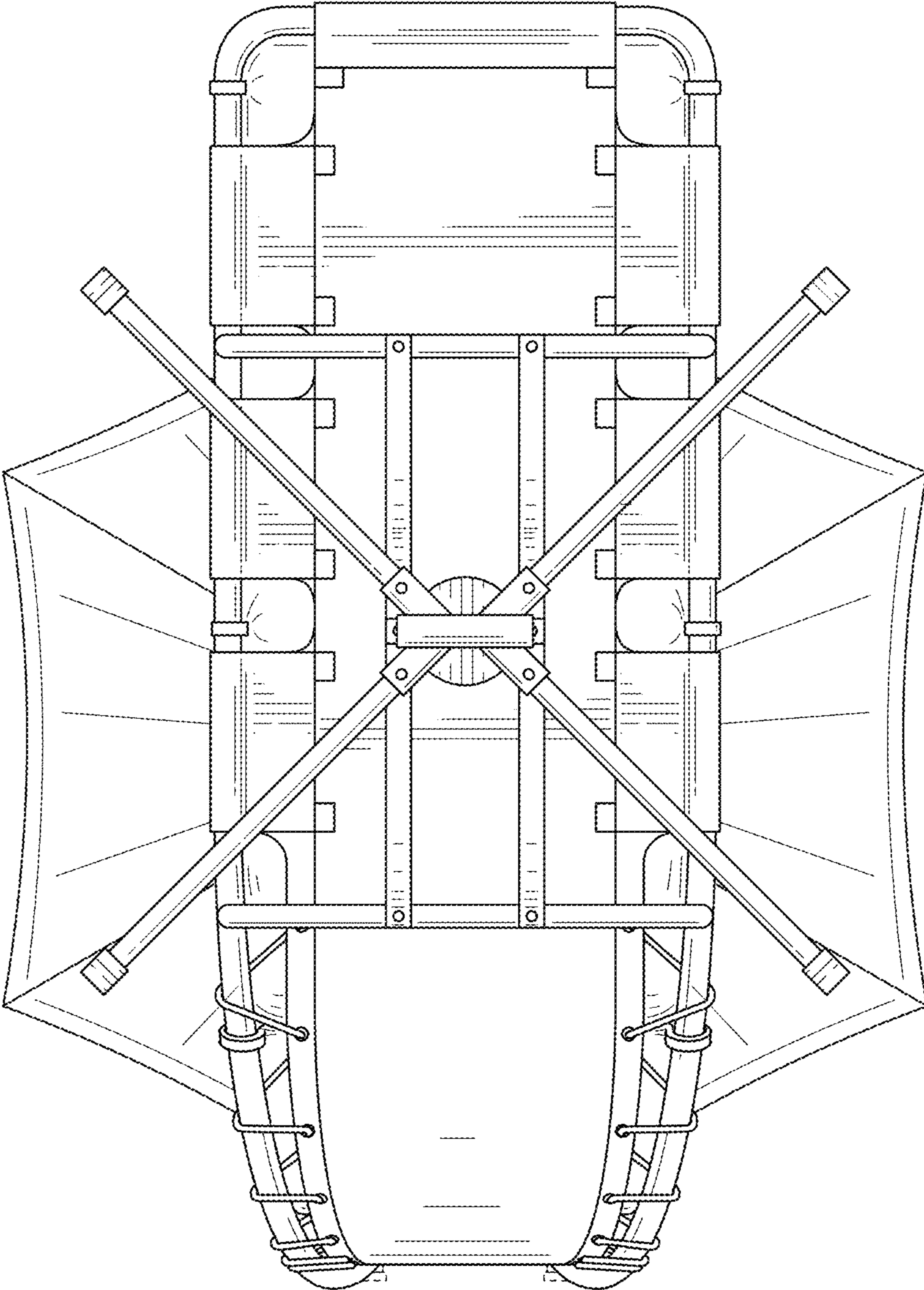


FIG. 7