

US00D765988S

(12) **United States Design Patent**
Kato et al.

(10) **Patent No.:** **US D765,988 S**
(45) **Date of Patent:** **** Sep. 13, 2016**

(54) **INTERDENTAL CLEANING TOOL**

- (71) Applicant: **SUNSTAR INC.**, Takatsuki-shi, Osaka (JP)
- (72) Inventors: **Keisuke Kato**, Takatsuki (JP); **Atsushi Yamamoto**, Takatsuki (JP)
- (73) Assignee: **SUNSTAR INC.**, Takatsuki-shi (JP)

(**) Term: **14 Years**

(21) Appl. No.: **29/445,900**

(22) Filed: **Feb. 19, 2013**

(51) **LOC (10) Cl.** **04-02**

(52) **U.S. Cl.**
USPC **D4/111**

(58) **Field of Classification Search**
 USPC D4/101-114, 128, 138; D28/7, 65, 66, D28/68; 132/216, 218, 317, 321, 329; D24/128, 138, 146, 147, 176, 180
 CPC A46B 3/18; A46B 9/00; A46B 9/021; A46B 2200/1046; A46B 2200/1053; A46B 2200/108; A61C 15/00; A61C 15/02; A61C 15/041; A61C 15/042
 See application file for complete search history.

(56) **References Cited**

U.S. PATENT DOCUMENTS

- D298,182 S * 10/1988 Tarrson D4/104
- 4,809,389 A * 3/1989 Breitschmid A46B 5/0075
15/144.1

(Continued)

FOREIGN PATENT DOCUMENTS

- JP 2004188069 A * 7/2004 A46B 5/00
- JP 2004202058 A * 7/2004 A46B 17/02

(Continued)

OTHER PUBLICATIONS

EM 537634-0001 Registered Design, (Ranir Limited) Jul. 11, 2006, [online], [retrieved on Feb. 25, 2015] Retrieved from the Community Design Database of the Office for Harmonization in the Internal Market using the Internet: <URL: <http://oami.europa.eu>>.*

Primary Examiner — Manpreet Matharu
Assistant Examiner — Lisa A Grabenstetter

(74) *Attorney, Agent, or Firm* — Kratz, Quintos & Hanson, LLP

(57) **CLAIM**


The ornamental design for an interdental cleaning tool, as shown and described.

DESCRIPTION

FIG. 1 is a perspective view of the first embodiment of an interdental cleaning tool showing our new design;
 FIG. 2 is a front view thereof;
 FIG. 3 is a back view thereof;
 FIG. 4 is a right side view thereof;
 FIG. 5 is a left side view thereof;
 FIG. 6 is a top plan view thereof;
 FIG. 7 is a bottom view thereof;
 FIG. 8 is a perspective view of the second embodiment of an interdental cleaning tool showing our new design;
 FIG. 9 is a front view thereof;
 FIG. 10 is a back view thereof;
 FIG. 11 is a right side view thereof;
 FIG. 12 is a left side view thereof;
 FIG. 13 is a top plan view thereof;
 FIG. 14 is a bottom view thereof;
 FIG. 15 is a perspective view of the third embodiment of an interdental cleaning tool showing our new design;
 FIG. 16 is a front view thereof;
 FIG. 17 is a back view thereof;
 FIG. 18 is a right side view thereof;
 FIG. 19 is a left side view thereof;
 FIG. 20 is a top plan view thereof; and,
 FIG. 21 is a bottom view thereof.

The dash-dot-dash broken lines represent the bounds of the claim and form no part thereof. The broken lines showing a bristled head and the remainder of the handle illustrate portions of the interdental cleaning tool that form no part of the claimed design.

1 Claim, 21 Drawing Sheets



(56)

References Cited

U.S. PATENT DOCUMENTS

4,883,079 A * 11/1989 Sakamaki A46B 17/00
132/310
D325,791 S * 4/1992 Cassai D28/7
5,394,584 A * 3/1995 Breitschmid 15/167.1
D360,077 S * 7/1995 Loew D4/108
6,325,626 B1 * 12/2001 Blass A46B 3/18
132/321
D489,535 S * 5/2004 Dragan D24/119
D521,737 S * 5/2006 Siemer D28/65
7,267,548 B2 * 9/2007 Ponzini 433/141
D571,043 S * 6/2008 Crossman D28/65
D576,799 S * 9/2008 Vezin D4/111

2004/0197735 A1* 10/2004 Lesage A46B 7/023
433/141
2005/0034257 A1* 2/2005 Ponzini A46B 5/0075
15/167.1
2009/0235477 A1* 9/2009 Larsson A46B 5/0062
15/167.1
2009/0272395 A1* 11/2009 Carey A45D 40/265
132/200
2012/0284943 A1* 11/2012 Kalbfeld et al. 15/167.1

FOREIGN PATENT DOCUMENTS

JP 2007037791 A * 2/2007
JP 2011152284 A * 8/2011

* cited by examiner




FIG. 1




FIG. 2




FIG. 3




FIG. 4




FIG. 5



FIG. 6

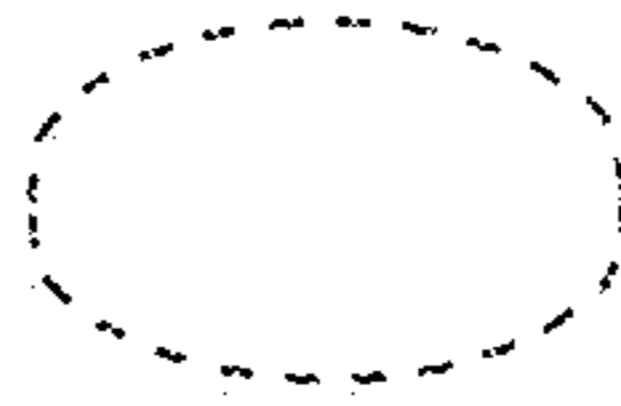


FIG. 7




FIG. 8




FIG. 9




FIG. 10




FIG. 11

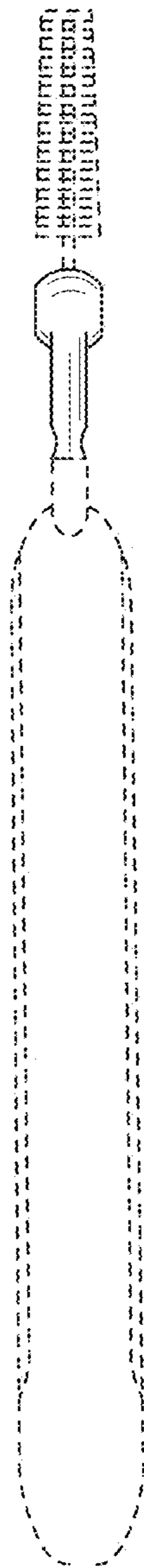


FIG. 12



FIG. 13



FIG. 14




FIG. 15



FIG. 16



FIG. 17




FIG. 18




FIG. 19



FIG. 20

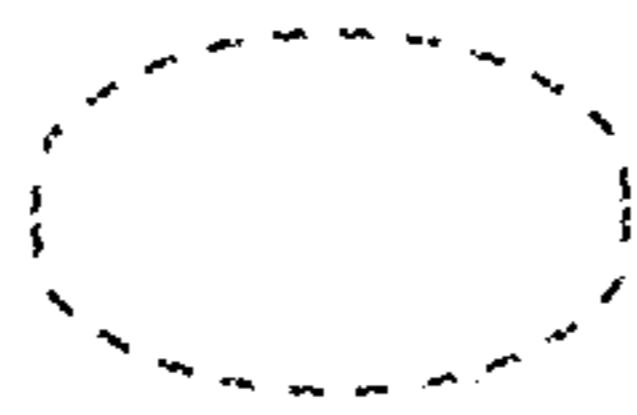


FIG. 21