



US00D765987S

(12) **United States Design Patent**  
**Xi et al.**

(10) **Patent No.:** **US D765,987 S**

(45) **Date of Patent:** **\*\* Sep. 13, 2016**

(54) **ORAL CARE IMPLEMENT**

(71) Applicant: **COLGATE-PALMOLIVE COMPANY**, New York, NY (US)

(72) Inventors: **Wen Jin Xi**, Shanghai (CN); **Guang Sheng Guo**, Yangzhou (CN); **Fan Gang Xie**, Yangzhou (CN); **Li Ping Zhang**, Yangzhou (CN)

(73) Assignee: **COLGATE-PALMOLIVE COMPANY**, New York, NY (US)

(\*\*) Term: **15 Years**

(21) Appl. No.: **29/528,257**

(22) Filed: **May 27, 2015**

(51) **LOC (10) Cl.** ..... **04-02**

(52) **U.S. Cl.**  
USPC ..... **D4/104**

(58) **Field of Classification Search**  
USPC ..... D4/100-102, 104-118, 124-125, D4/127-132, 136, 138  
CPC .... A46B 5/00; A46B 5/0004; A46B 5/0008; A46B 5/0012; A46B 5/002; A46B 5/0095; A46B 9/04; A46B 11/0006; A46B 2200/1066; A61B 17/24; A61C 17/16  
See application file for complete search history.

(56) **References Cited**

**U.S. PATENT DOCUMENTS**

D494,370 S \* 8/2004 Wong ..... D4/104  
D596,407 S \* 7/2009 Xi ..... D4/104

D617,562 S \* 6/2010 Jin ..... D4/104  
D628,808 S \* 12/2010 Xi ..... D4/108  
D677,058 S \* 3/2013 Xi ..... D4/108  
D689,286 S \* 9/2013 Ding ..... D4/104  
D696,518 S \* 12/2013 Ballmaier ..... D4/104  
D710,111 S \* 8/2014 Ding ..... D4/108  
D751,296 S \* 3/2016 Xi ..... D4/104

**FOREIGN PATENT DOCUMENTS**

CN 302573309 S 9/2013  
CN 302573312 S 9/2013  
CN 303147805 S 4/2015

\* cited by examiner

*Primary Examiner* — Catheri Oliver-Garcia

*Assistant Examiner* — Rebekah Caruso

(57) **CLAIM**

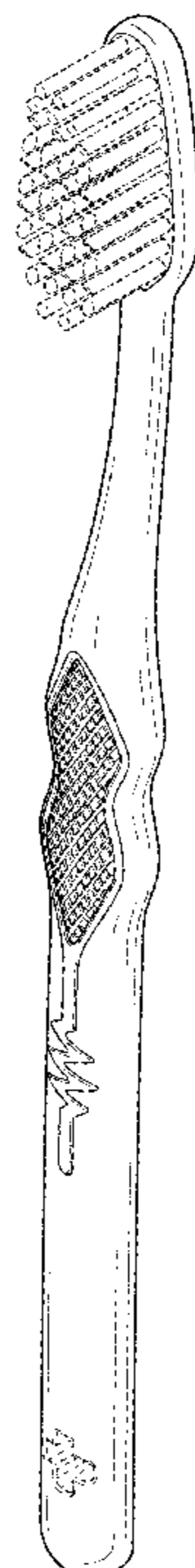
The ornamental design for an oral care implement, as shown and described.

**DESCRIPTION**

FIG. 1 is a front right perspective view of an oral care implement according to the new design;  
FIG. 2 is a rear left perspective view thereof;  
FIG. 3 is a front view thereof;  
FIG. 4 is a rear view thereof;  
FIG. 5 is a left side view thereof;  
FIG. 6 is a right side view thereof;  
FIG. 7 is a top view thereof; and,  
FIG. 8 is a bottom view thereof.

Broken lines shown in the drawings are used solely for the purpose of illustrating environmental boundaries that form no part of the design being claimed.

**1 Claim, 5 Drawing Sheets**



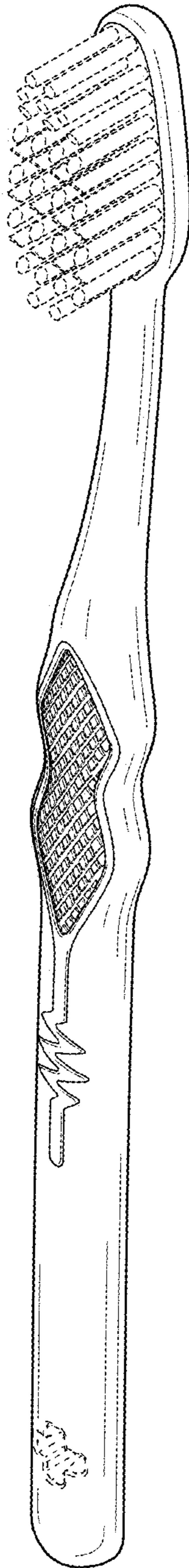


FIG. 1

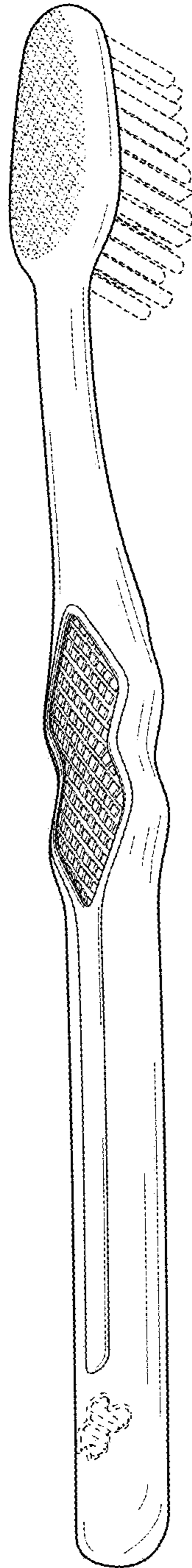


FIG. 2

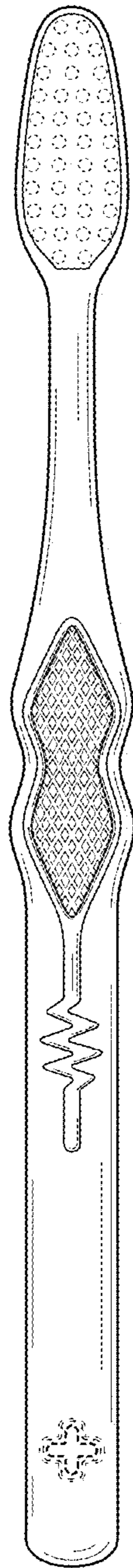


FIG. 3

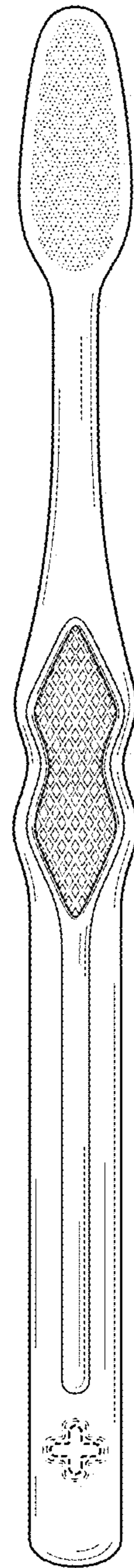


FIG. 4

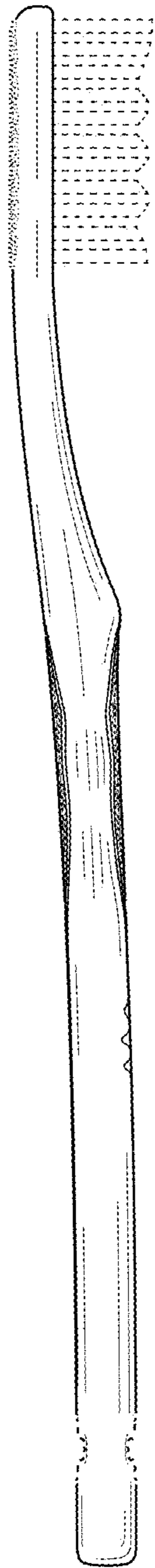


FIG. 5

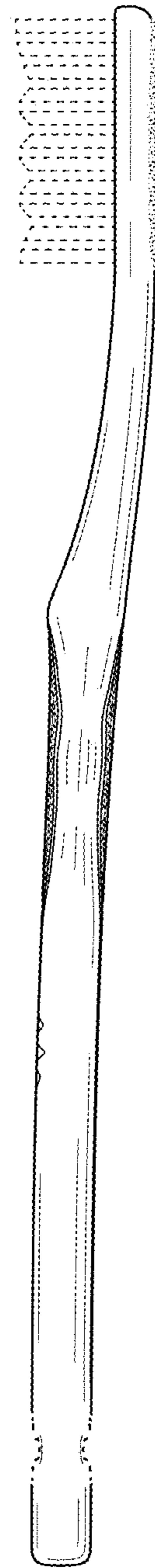


FIG. 6

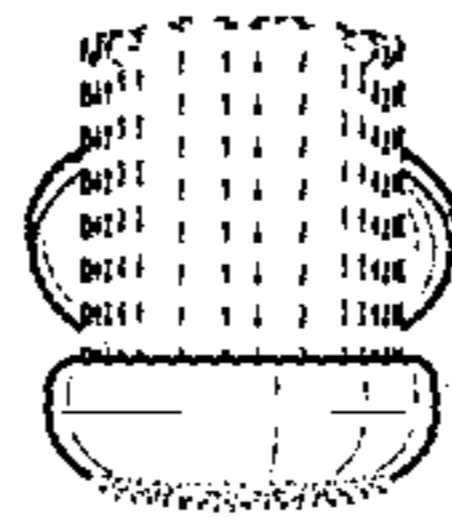


FIG. 7

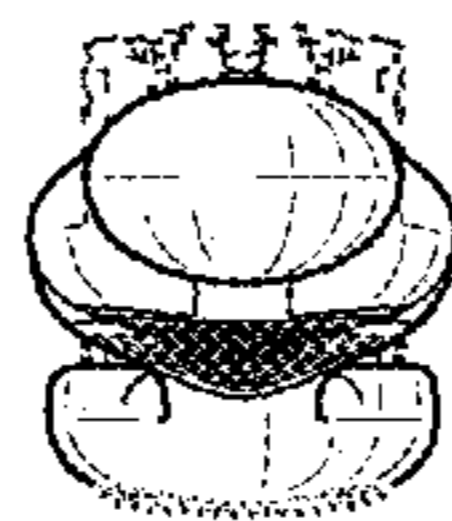


FIG. 8