



US00D765971S

(12) **United States Design Patent** (10) **Patent No.:** **US D765,971 S**
Waters (45) **Date of Patent:** **** Sep. 13, 2016**

- (54) **TENNIS RACKET BAG**
- (71) Applicant: **TANGO WHISKEY 1, LLC**,
Alexandria, VA (US)
- (72) Inventor: **Timothy A. Waters**, Alexandria, VA
(US)
- (73) Assignee: **TANGO WHISKEY 1, LLC**,
Alexandria, VA (US)
- (**) Term: **15 Years**
- (21) Appl. No.: **29/529,197**
- (22) Filed: **Jun. 4, 2015**
- (51) **LOC (10) Cl.** **03-01**
- (52) **U.S. Cl.**
USPC **D3/256**
- (58) **Field of Classification Search**
USPC D3/256, 244, 217, 221
CPC B65D 33/28; B65D 33/16; A45F
3/00-3/14; A45C 7/00
See application file for complete search history.

- D496,159 S * 9/2004 Foster D3/256
- D501,719 S * 2/2005 Tauchen D3/217
- D501,994 S * 2/2005 Tauchen D3/217
- D584,894 S * 1/2009 McDaniel D3/244
- D648,937 S * 11/2011 Ryan D3/256

(Continued)

Primary Examiner — Mitchell Siegel

(74) *Attorney, Agent, or Firm* — Oliff PLC

(57) **CLAIM**

The ornamental design for a tennis racket bag, as shown and described.

DESCRIPTION

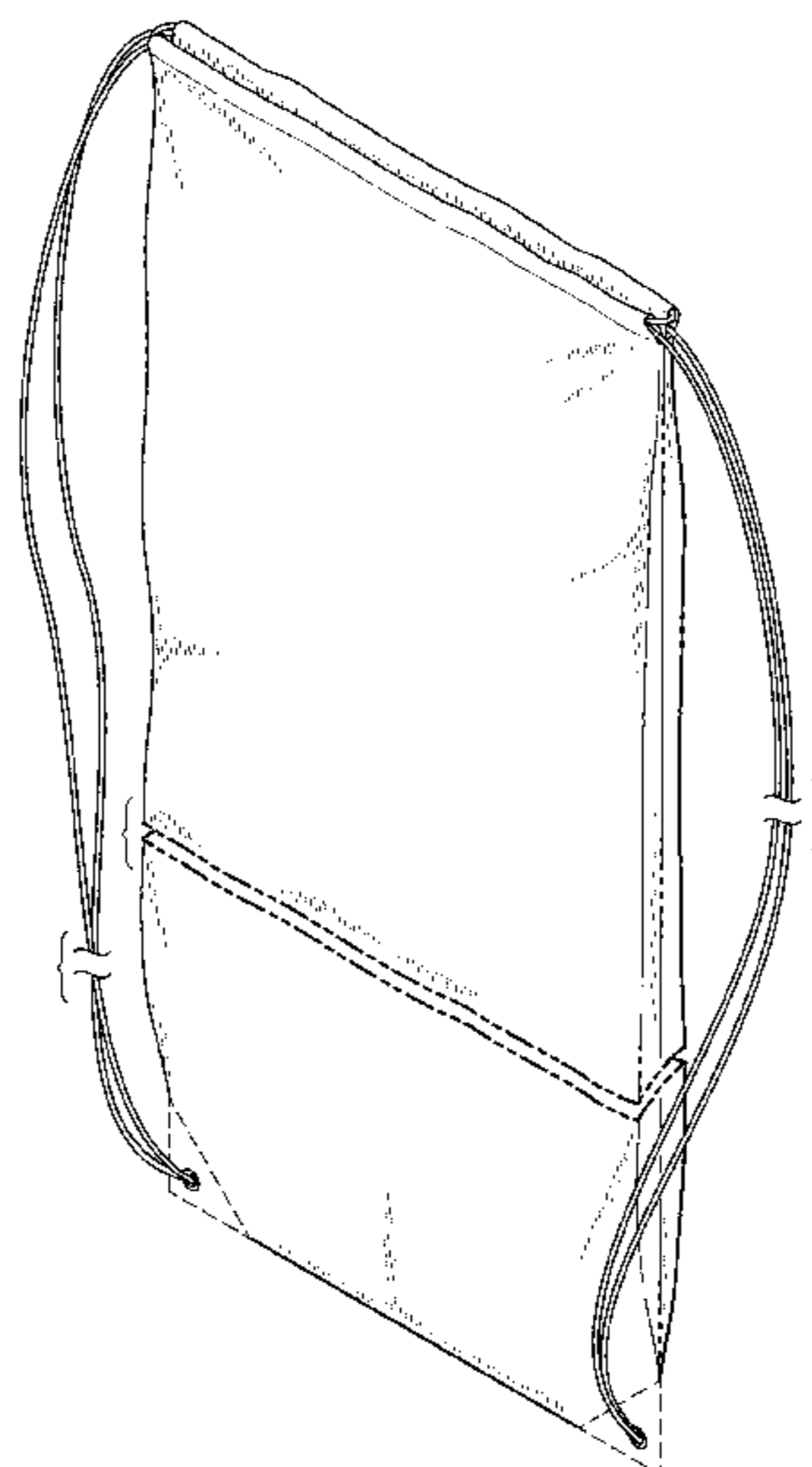
FIG. 1 is a perspective view of a tennis racket bag;
 FIG. 2 is a front view thereof;
 FIG. 3 is a top plan view, the pull strings shown fragmented for ease of illustration;
 FIG. 4 is a right side view, the undisclosed left-side being a mirror image; the pull strings shown fragmented for ease of illustration;
 FIG. 5 is a rear view thereof;
 FIG. 6 is a bottom plan view, the pull strings shown fragmented for ease of illustration;
 FIG. 7 is a cross-sectional view taken along line 7-7 in FIG. 3, showing an interior pocket accessible via the exterior zipper shown in FIGS. 1 and 3;
 FIG. 8 is a cross-sectional view taken along line 8-8 in FIG. 3, showing interior pockets of the tennis racket bag; and,
 FIG. 9 is a cross-sectional view taken along line 8-8 in FIG. 3, showing the tennis racket bag in use.
 The broken lines depict environmental subject matter only and form no part of the claimed design. The dot-dash lines represent a boundary between claimed and unclaimed subject matter, and form no part of the claimed design.
 The broken away symbols in the drawings indicate the appearance of any portion of the article between the break lines forms no part of the claimed design.

(56) **References Cited**

U.S. PATENT DOCUMENTS

- D202,017 S * 8/1965 Taylor D3/256
- D223,424 S * 4/1972 Glantz et al. 206/315.1
- D231,807 S * 6/1974 Berry 206/315.1
- D234,830 S * 4/1975 Udell 383/25
- D235,487 S * 6/1975 Rivera D3/256
- D238,214 S * 12/1975 Rivera 150/163
- D243,888 S * 3/1977 Smith D3/256
- D245,813 S * 9/1977 Davis D3/256
- D246,940 S * 1/1978 Sabol D3/246
- D247,535 S * 3/1978 Frank D3/256
- D260,052 S * 8/1981 Intengan D3/256
- D262,072 S * 12/1981 Pfeiffer D3/256
- D268,712 S * 4/1983 Hoberman D3/256
- D279,046 S * 6/1985 Soininen D3/256
- D279,047 S * 6/1985 Soininen D3/256

1 Claim, 6 Drawing Sheets



US D765,971 S

Page 2

(56)

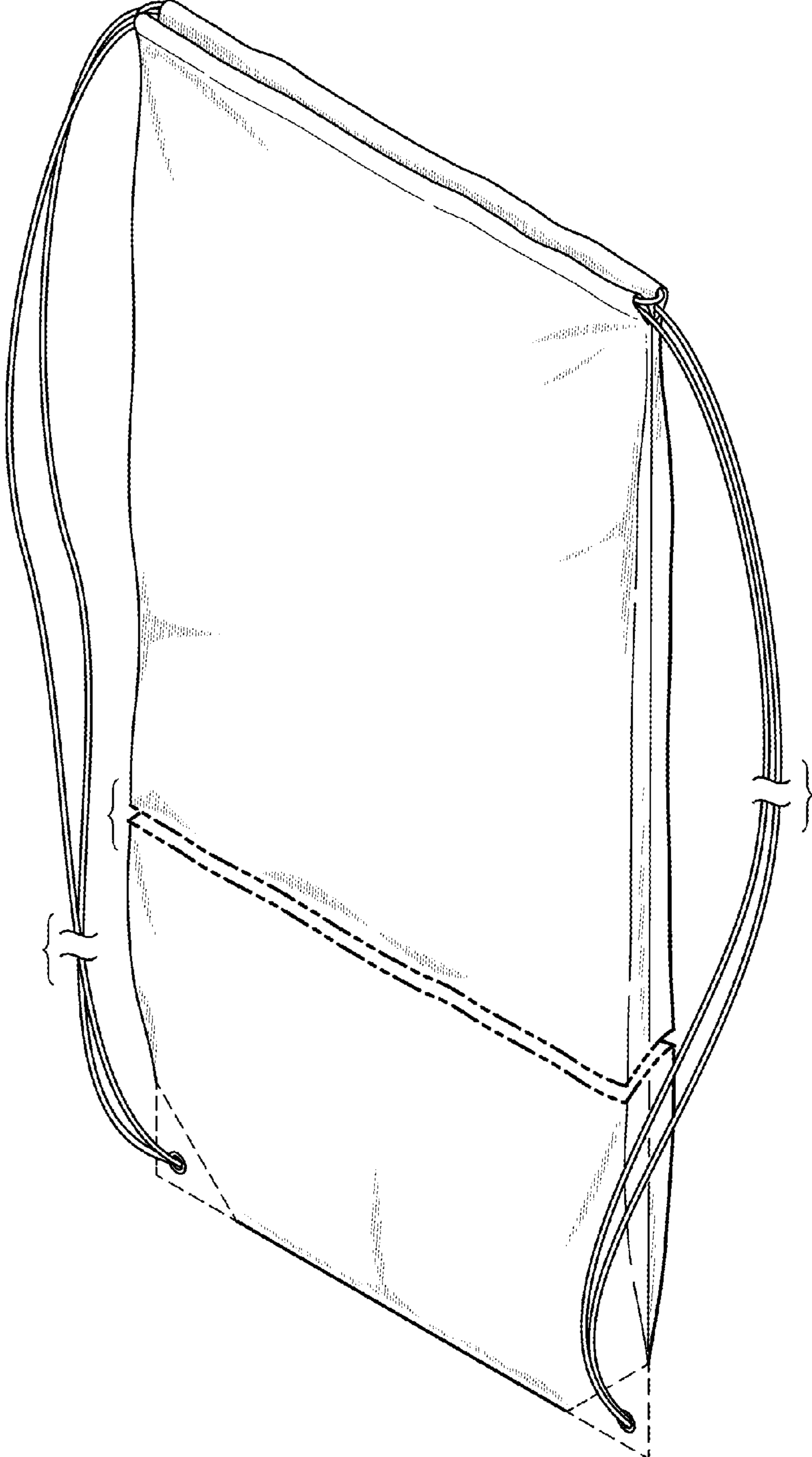
References Cited

U.S. PATENT DOCUMENTS

D653,852 S *	2/2012	Ryan	D3/256	D682,548 S *	5/2013	Du	D3/256
D653,853 S *	2/2012	Ryan	D3/256	D690,103 S *	9/2013	Jacks	D3/256
D671,314 S *	11/2012	Farrelly	D3/244	8,814,429 B2 *	8/2014	Roether	A43B 23/024 383/117
					D745,275 S *	12/2015	Waters	D3/244

* cited by examiner

FIG. 1



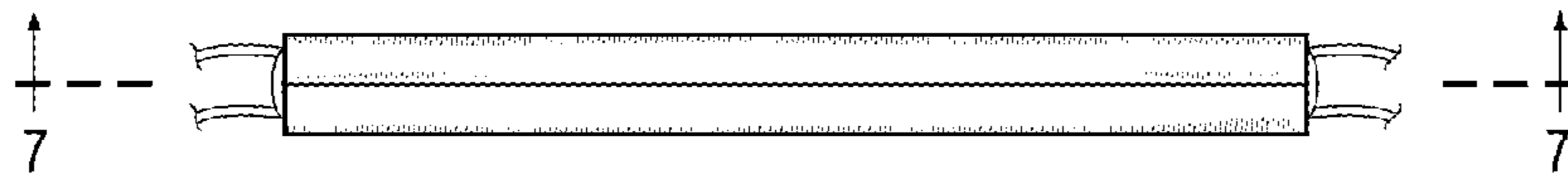


FIG. 3

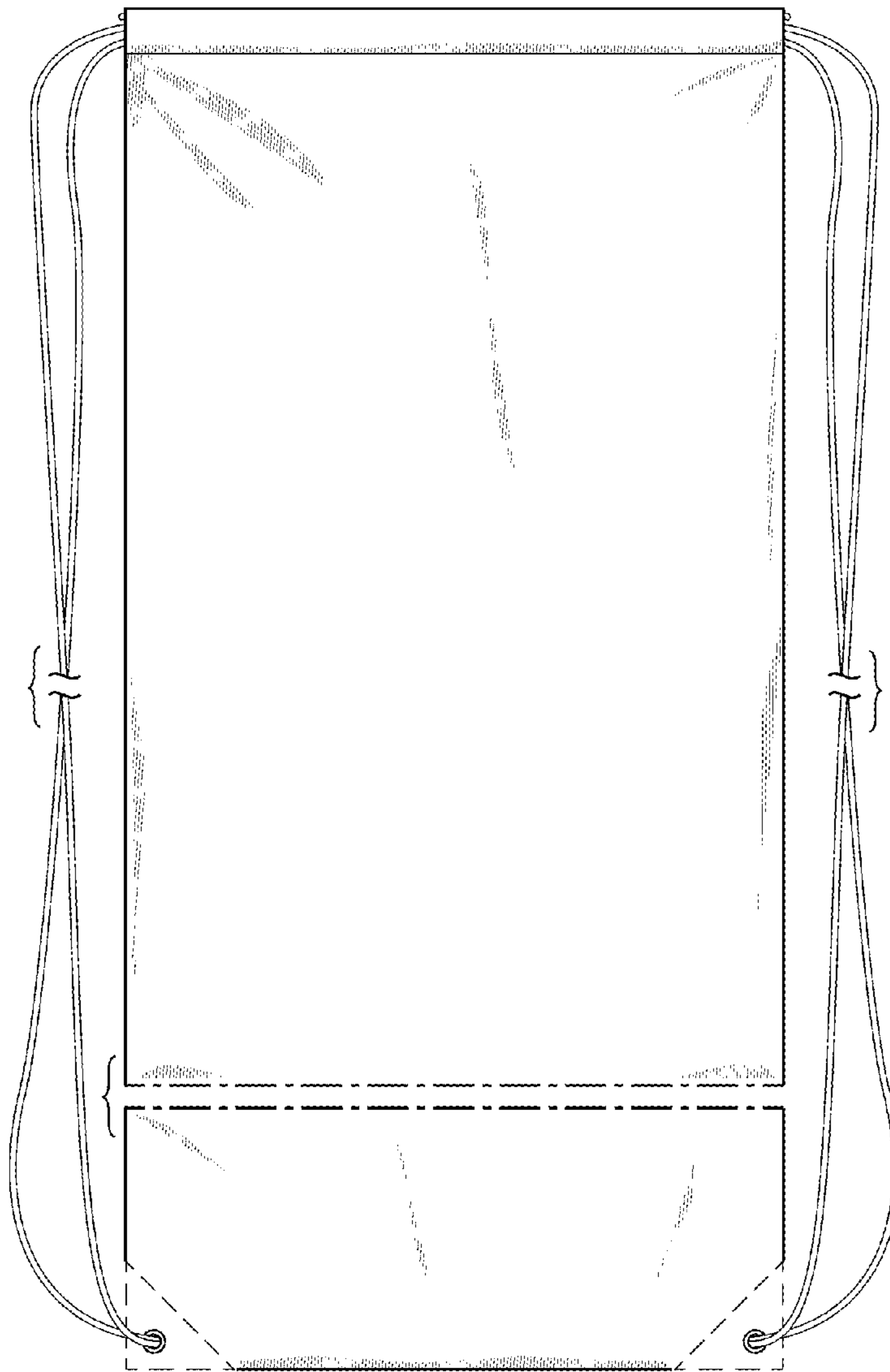


FIG. 2

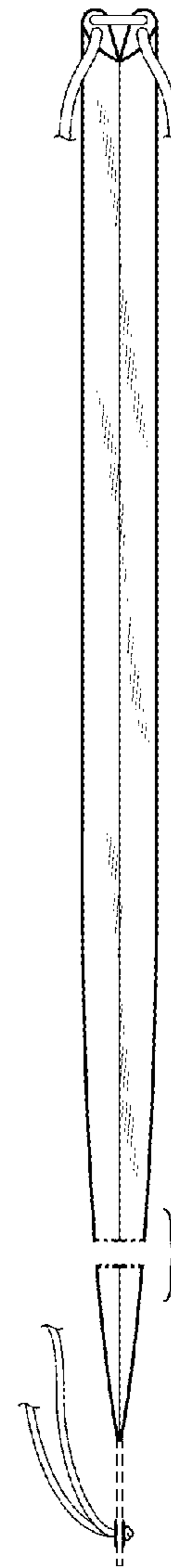


FIG. 4

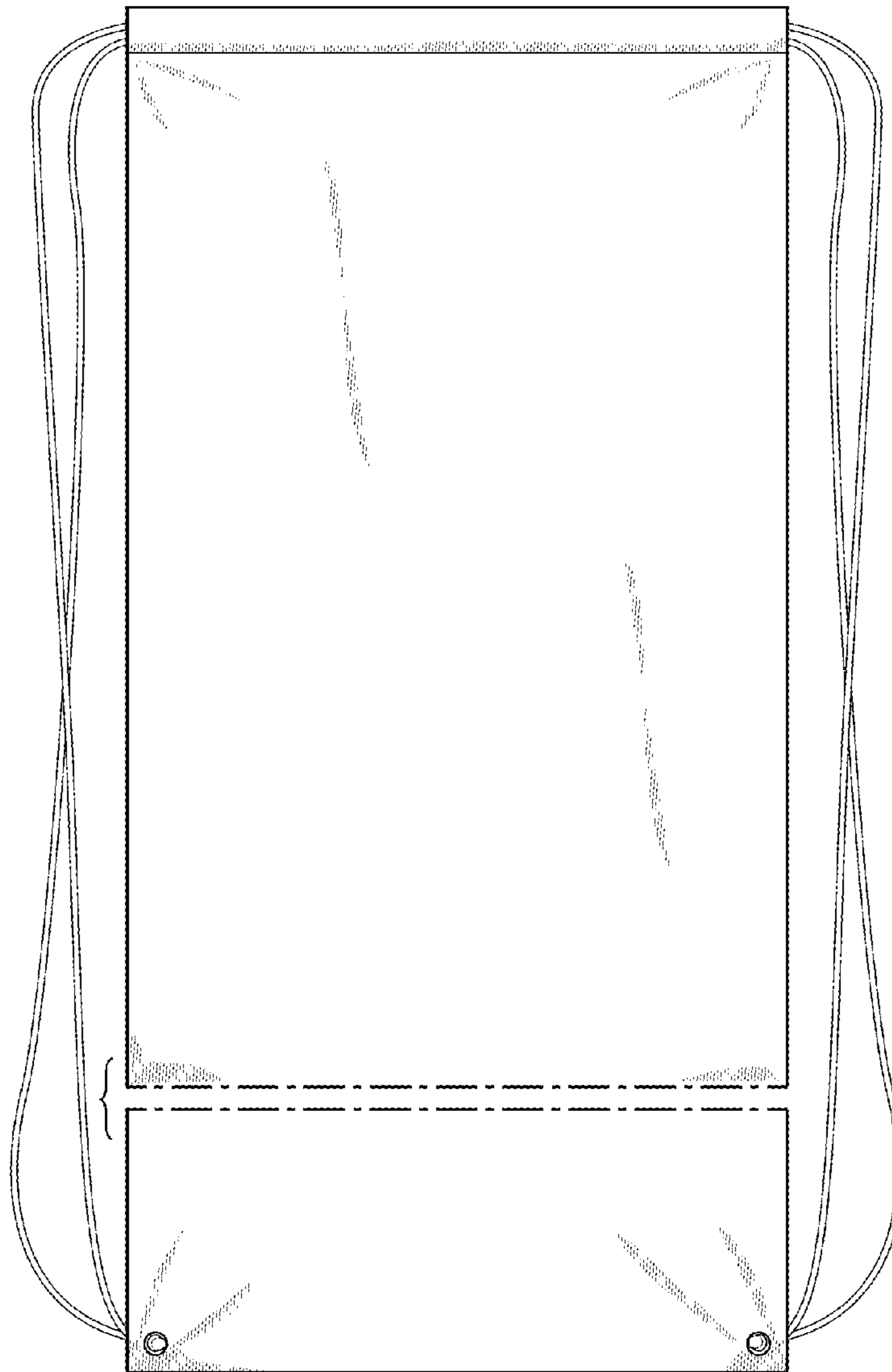


FIG. 5




FIG. 6




FIG. 7

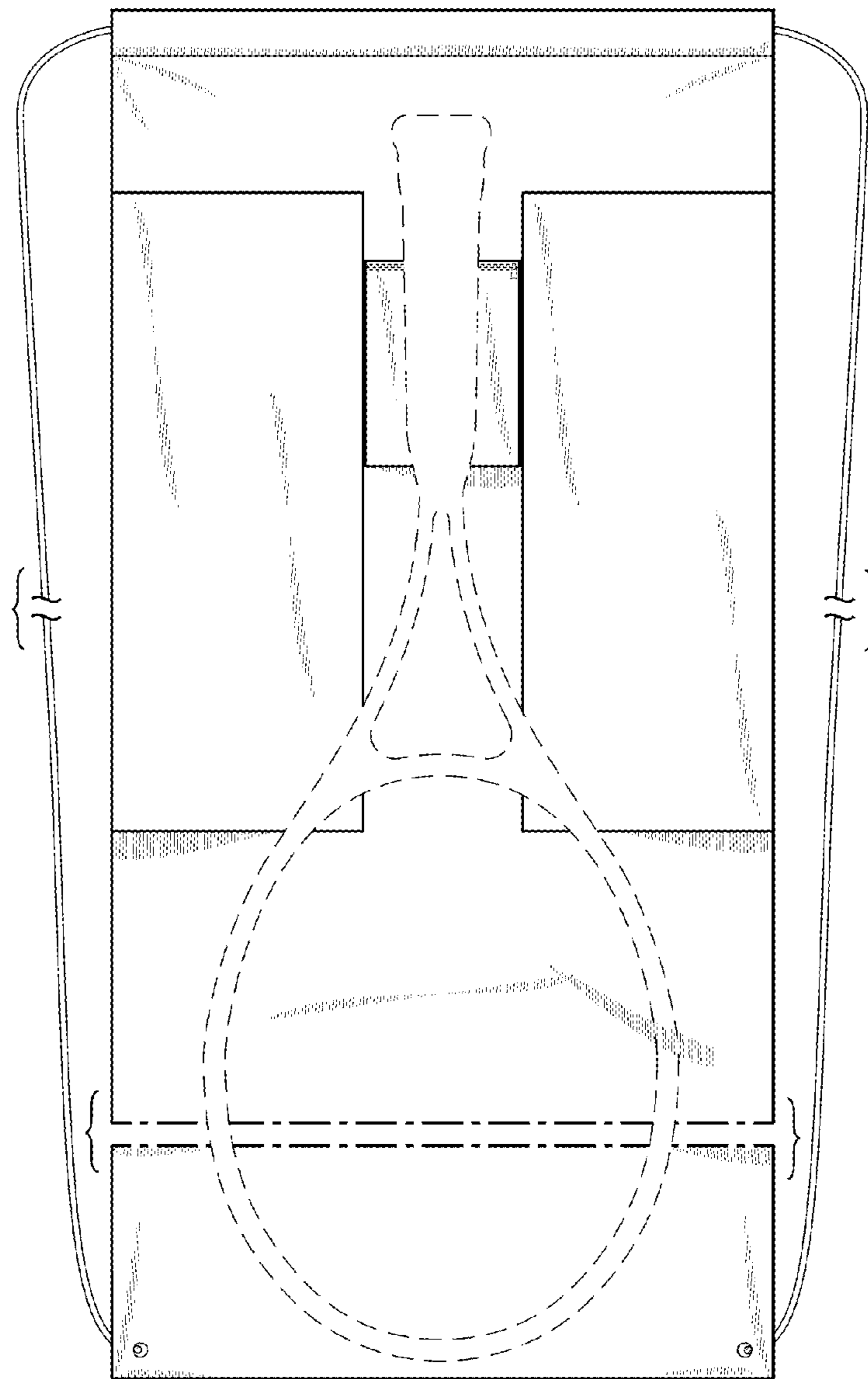


FIG. 8

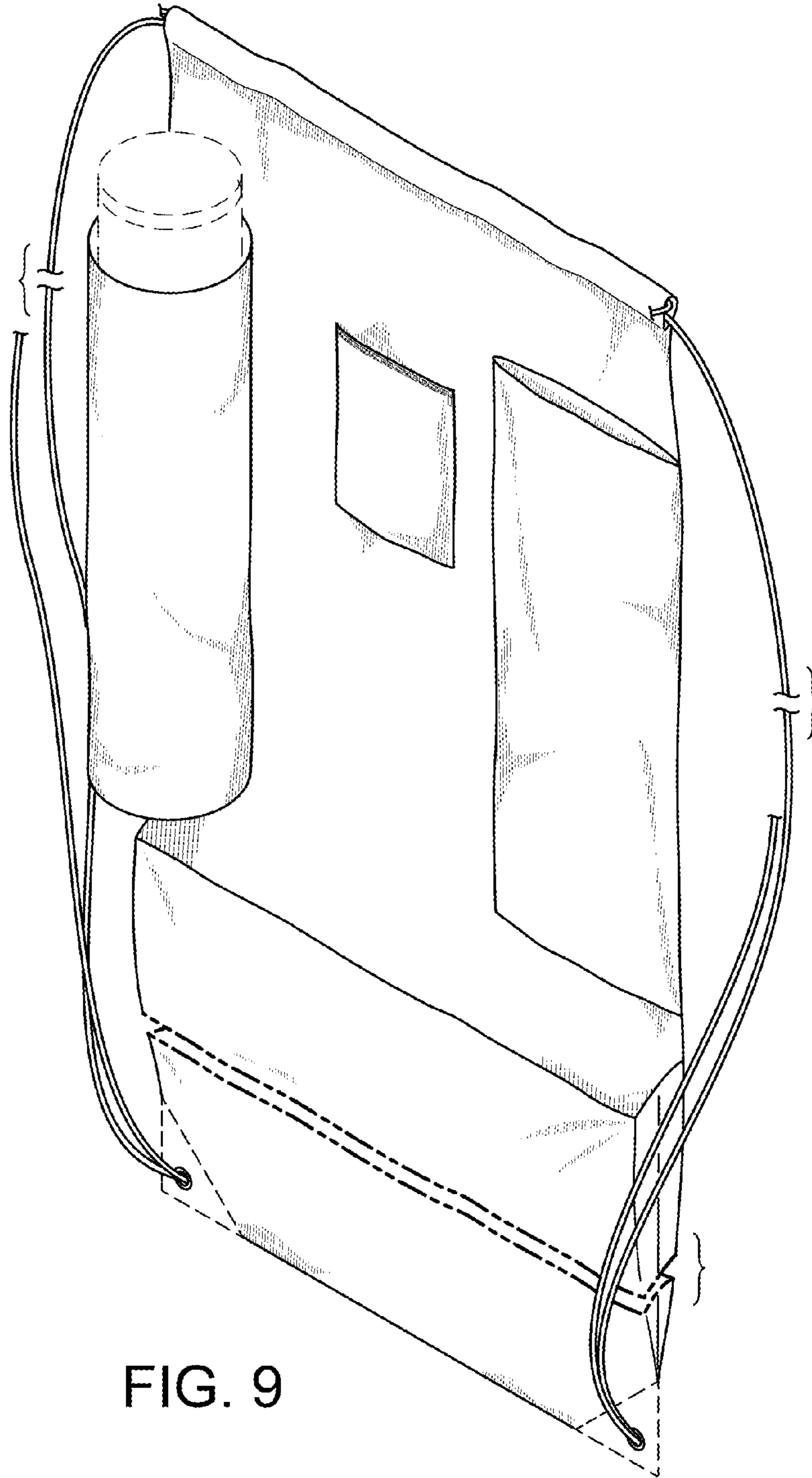


FIG. 9