



US00D765944S

(12) **United States Design Patent**
Houghton

(10) **Patent No.:** **US D765,944 S**

(45) **Date of Patent:** **** Sep. 13, 2016**

(54) **PAIR OF GLOVES HAVING INTERCHANGEABLE ORNAMENTS**

(71) Applicant: **Jennifer Lee Houghton**, Shreveport, LA (US)

(72) Inventor: **Jennifer Lee Houghton**, Shreveport, LA (US)

(**) Term: **14 Years**

(21) Appl. No.: **29/488,543**

(22) Filed: **Apr. 21, 2014**

(51) **LOC (10) Cl.** **02-06**

(52) **U.S. Cl.**
USPC **D2/619**

(58) **Field of Classification Search**
USPC D2/610, 612, 613, 614, 615, 616, 617, D2/619, 621, 623; D29/113, 117.1, 122, D29/123; 2/16, 159, 160
CPC A41D 19/00; A41D 19/0013; A41D 19/0024; A41D 19/0051; A41D 19/0082; A44C 15/003; A44C 15/0045; A44C 15/0075; A44C 17/00; A44C 17/001; A44C 17/002; A44C 17/02
See application file for complete search history.

(56) **References Cited**

U.S. PATENT DOCUMENTS

1,538,262	A *	5/1925	Ackerman	A41D 19/00 2/169
D100,072	S *	6/1936	Fox	D2/620
2,513,030	A *	6/1950	Lazarian	2/159
2,655,662	A *	10/1953	Edler	2/163
2,724,119	A *	11/1955	Ohman	A41D 19/0013 2/159
4,107,840	A *	8/1978	Kupperman et al.	30/172
4,958,384	A *	9/1990	McCrane	2/161.6
5,184,353	A *	2/1993	Goldwitz	2/161.4
D375,397	S *	11/1996	Morency	D2/614

D478,405	S *	8/2003	Hatcher	D2/617
D595,028	S *	6/2009	Jones	D2/617
D595,456	S *	6/2009	Kleinert	D29/116.2
D658,849	S *	5/2012	Schrimmer	D2/619
D676,219	S *	2/2013	Husain	D2/617
D694,959	S *	12/2013	Abrahms	D2/617
D713,122	S *	9/2014	Barbee	D2/617
D726,992	S *	4/2015	Storch	D2/619
2013/0061369	A1 *	3/2013	Lim	2/161.2
2014/0020152	A1 *	1/2014	Yang	A41D 19/0013 2/163
2014/0083440	A1 *	3/2014	Street	A24F 13/00 131/328
2015/0020291	A1 *	1/2015	Ammari	2/163

* cited by examiner

Primary Examiner — Karen E. Eldridge Powers

Assistant Examiner — Jasmine Mlinarcik

(74) *Attorney, Agent, or Firm* — DLA Piper LLP (US)

(57) **CLAIM**

The ornamental design for a pair of gloves having interchangeable ornaments, as shown and described.

DESCRIPTION

FIG. 1 is a perspective view of an embodiment of the pair of gloves having interchangeable ornaments of the present technology, with a first set of ornaments attached thereto.

FIG. 2 is a top plan view of the pair of gloves having interchangeable ornaments of FIG. 1.

FIG. 3 is a front elevation view of the pair of gloves having interchangeable ornaments of FIG. 1.

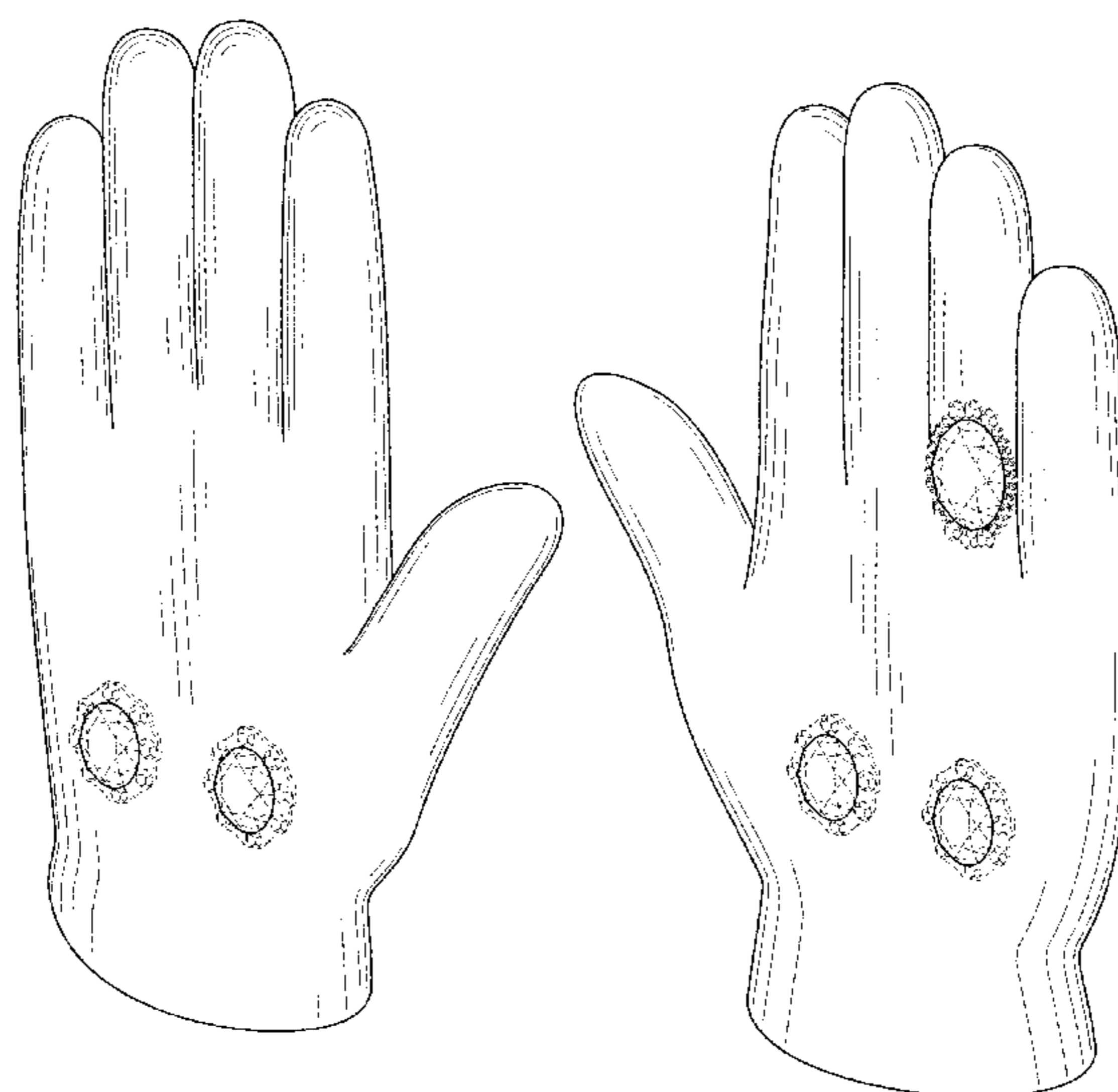
FIG. 4 is a right side elevation view of the pair of gloves having interchangeable ornaments of FIG. 1.

FIG. 5 is a left side elevation view of the pair of gloves having interchangeable ornaments of FIG. 1; and,

FIG. 6 is a bottom plan view of the pair of gloves having interchangeable ornaments of FIG. 1.

The features shown in broken lines in the Figures form no part of the claimed design.

1 Claim, 6 Drawing Sheets



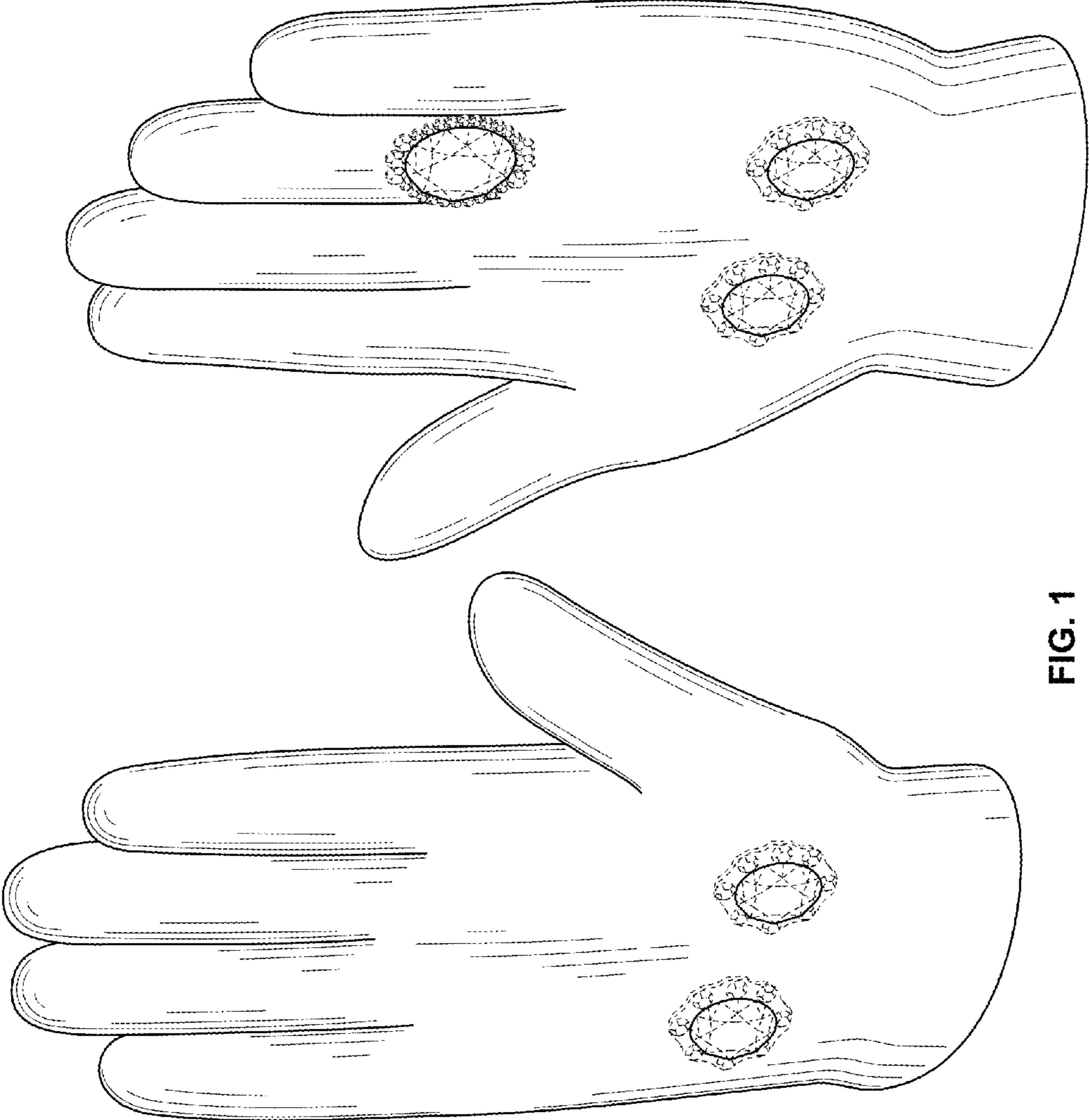


FIG. 1

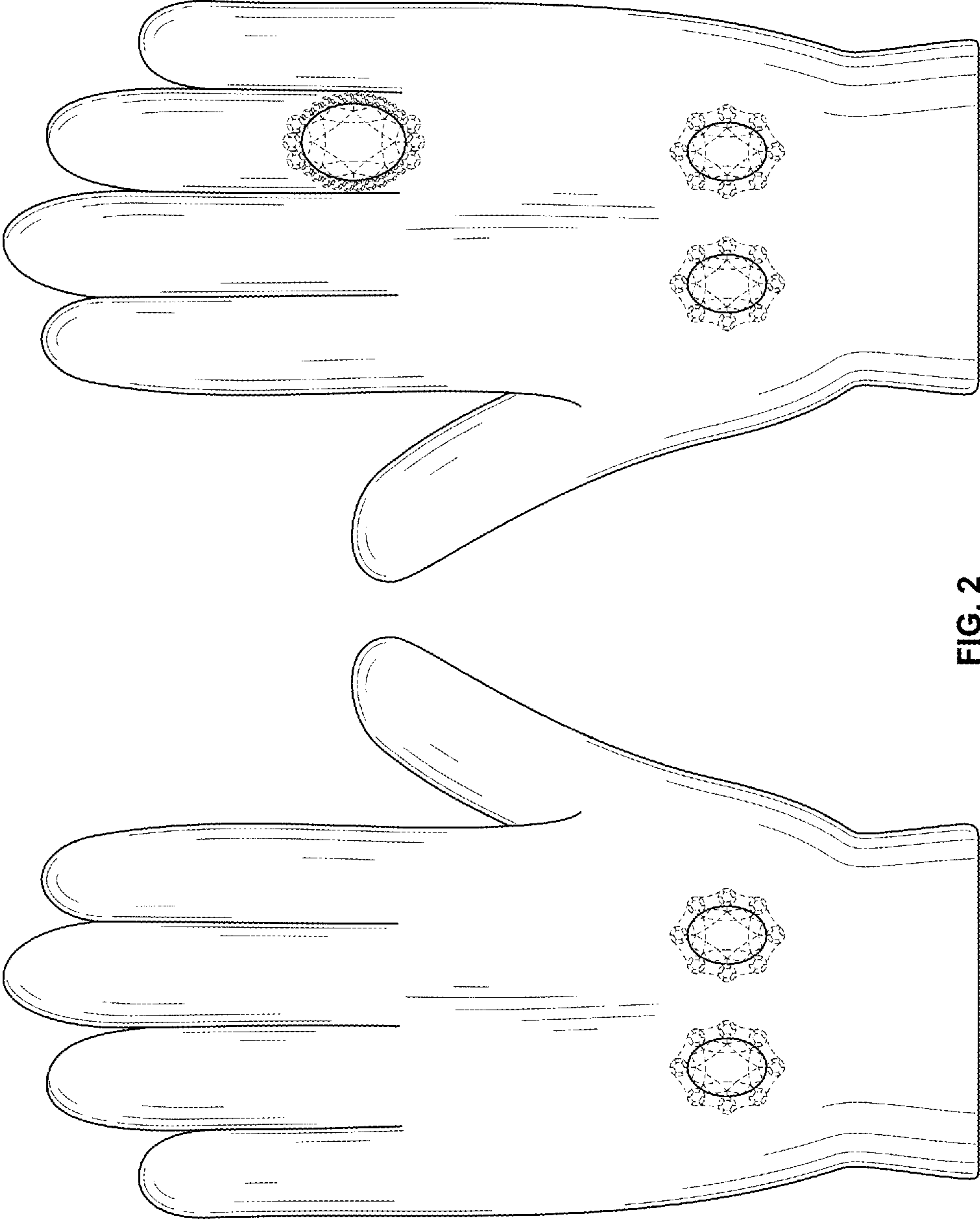


FIG. 2

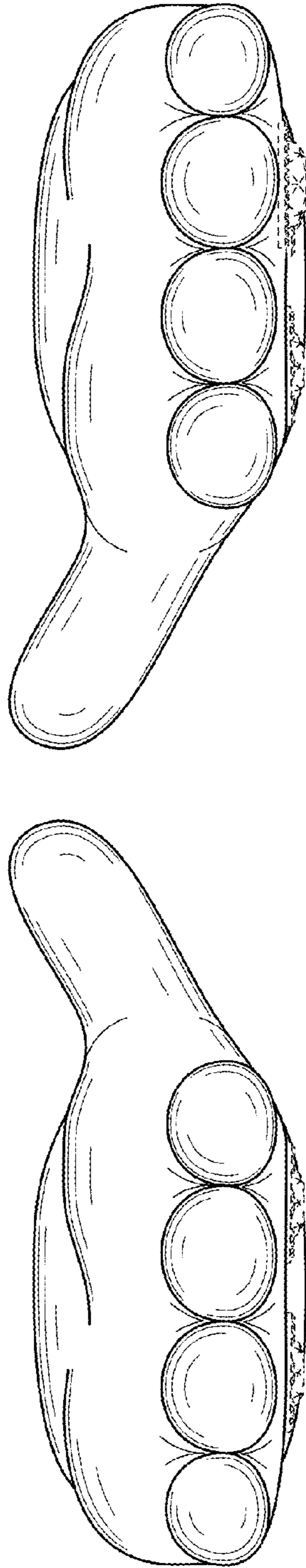


FIG. 3

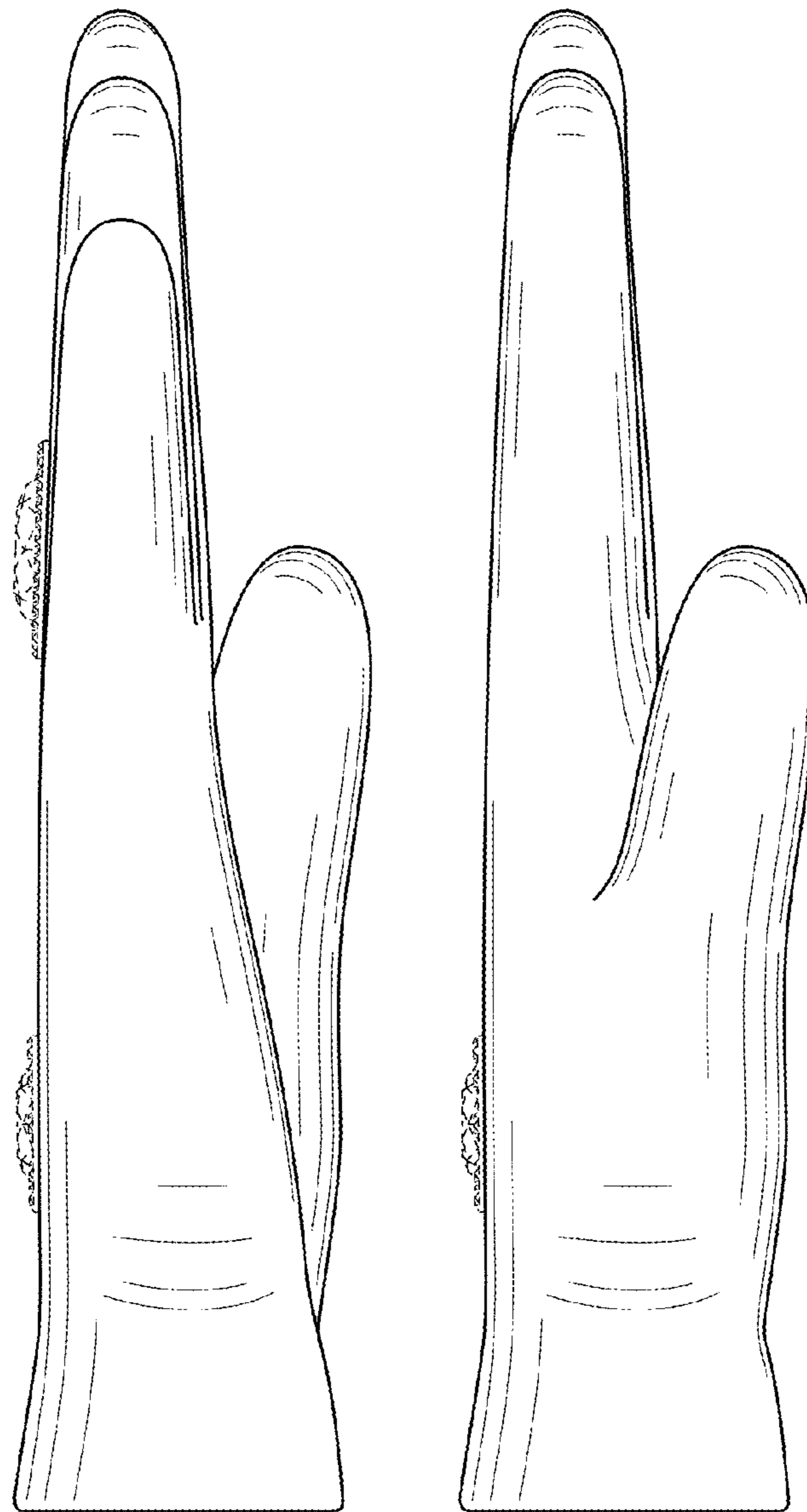


FIG. 4

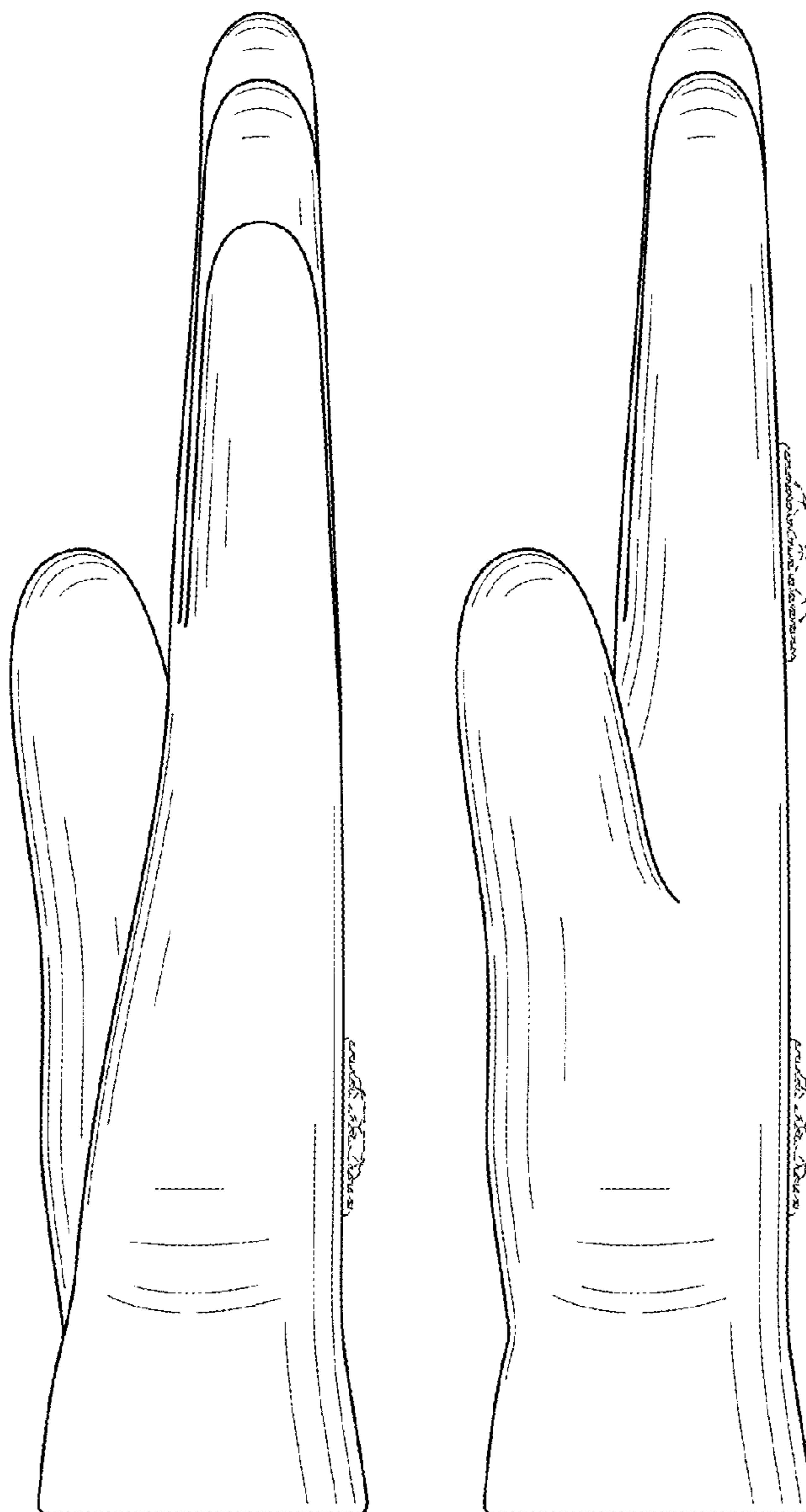


FIG. 5

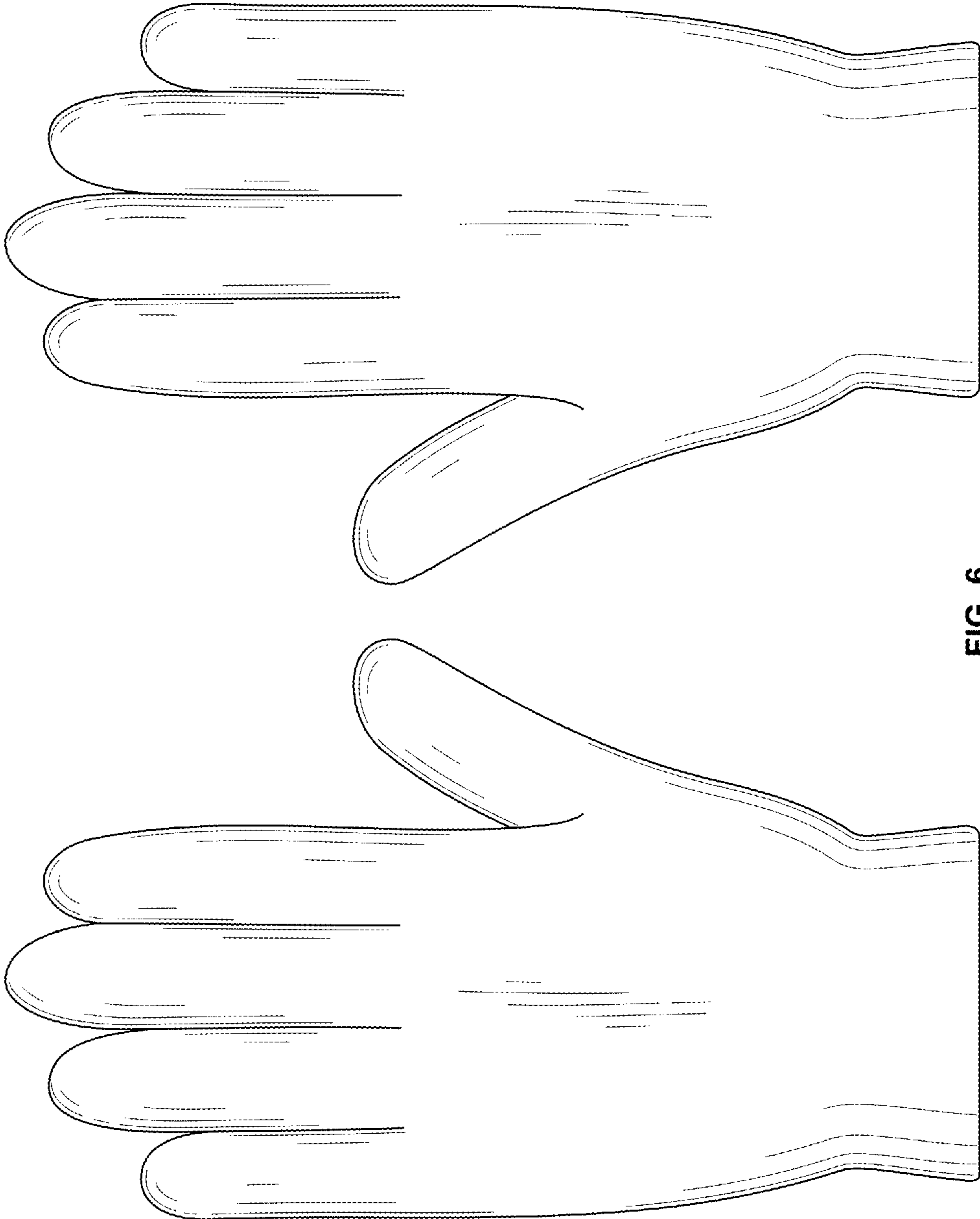


FIG. 6