



US00D765928S

(12) **United States Design Patent** (10) **Patent No.:** **US D765,928 S**  
**Goff** (45) **Date of Patent:** **\*\* Sep. 6, 2016**

(54) **FLOOR CLEANING IMPLEMENT**  
(71) Applicant: **RPS Corporation**, Racine, WI (US)  
(72) Inventor: **Sean K. Goff**, Breckenridge, CO (US)  
(73) Assignee: **RPS Corporation**, Racine, WI (US)  
(\*\*) Term: **15 Years**  
(21) Appl. No.: **29/526,991**  
(22) Filed: **May 14, 2015**  
(51) **LOC (10) Cl.** ..... **15-15**  
(52) **U.S. Cl.**  
USPC ..... **D32/25**  
(58) **Field of Classification Search**  
USPC ..... D32/4, 15, 25; D4/102, 127, 128;  
D7/589, 368, 675, 677, 672; D9/434,  
D9/447, 728; D10/64  
CPC ..... A47L 11/00; A47L 11/02; A47L 11/283;  
A47L 11/164; A47L 11/162; B24B 23/02;  
B24B 41/047; A46B 3/00; A46B 13/008  
See application file for complete search history.

D532,945 S \* 11/2006 Charmoille ..... D32/25  
D537,217 S \* 2/2007 Charmoille ..... D32/25  
D588,314 S \* 3/2009 Sajakorpi ..... D32/25  
D631,626 S \* 1/2011 Raddick ..... D32/25  
D684,739 S \* 6/2013 Arnold ..... D32/25

\* cited by examiner

*Primary Examiner* — T. Chase Nelson  
*Assistant Examiner* — Michelle E Wilson  
(74) *Attorney, Agent, or Firm* — Quarles & Brady LLP

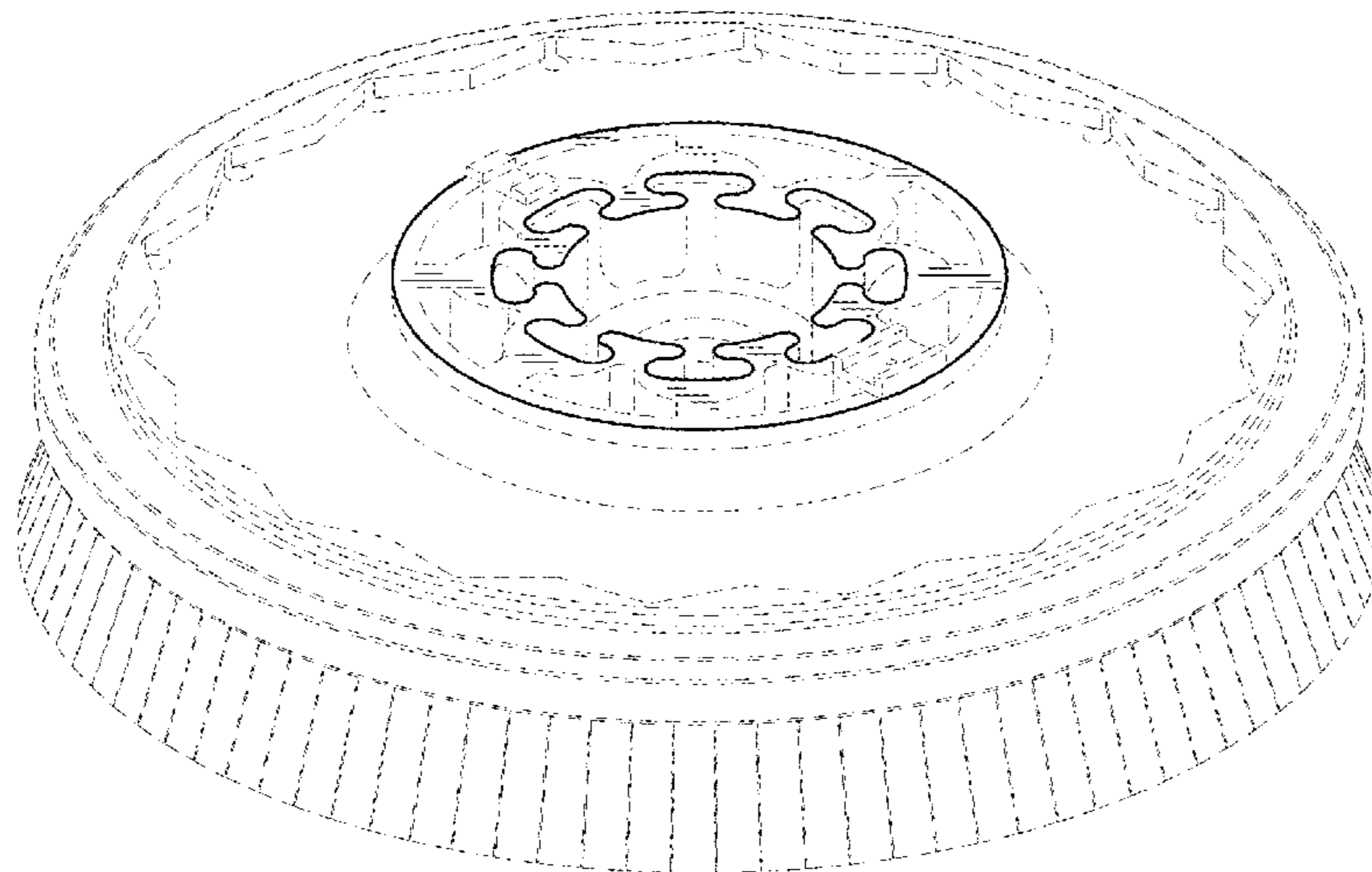
(57) **CLAIM**  
I claim the ornamental design for a floor cleaning implement, as shown and described.

**DESCRIPTION**

FIG. 1 is a top, front, and left perspective view of a floor cleaning implement according to the design; FIG. 2 is a left elevational view thereof; FIG. 3 is a right elevational view thereof; FIG. 4 is a rear elevational view thereof; FIG. 5 is a front elevational view thereof; FIG. 6 is a top plan view thereof; FIG. 7 is a bottom plan view thereof; FIG. 8 is a cross-sectional side view thereof taken through line 8-8 of FIG. 6; and, FIG. 9 is a cross-sectional side view thereof taken through line 9-9 of FIG. 6.  
The broken lines shown in the drawings are for the purpose of illustrating unclaimed portions of the floor cleaning implement, and form no part of the claimed design.  
In a preferred embodiment, the nature of this product is as a floor cleaning implement, such as a disc brush, for a floor maintenance machine.

(56) **References Cited**  
U.S. PATENT DOCUMENTS  
5,284,039 A \* 2/1994 Torgerson ..... B24B 39/006  
451/466  
D369,447 S \* 4/1996 Mann ..... D32/19  
D381,139 S \* 7/1997 Johnson ..... D32/19  
D394,530 S \* 5/1998 Roeker ..... D32/25  
D408,601 S \* 4/1999 Winter ..... D32/25  
D409,340 S \* 5/1999 Winter ..... D32/25  
D424,765 S \* 5/2000 Lund ..... D32/25  
D425,269 S \* 5/2000 Pihl ..... D32/25  
D427,395 S \* 6/2000 Pihl ..... D32/25  
D441,927 S 5/2001 Creecy

**1 Claim, 6 Drawing Sheets**



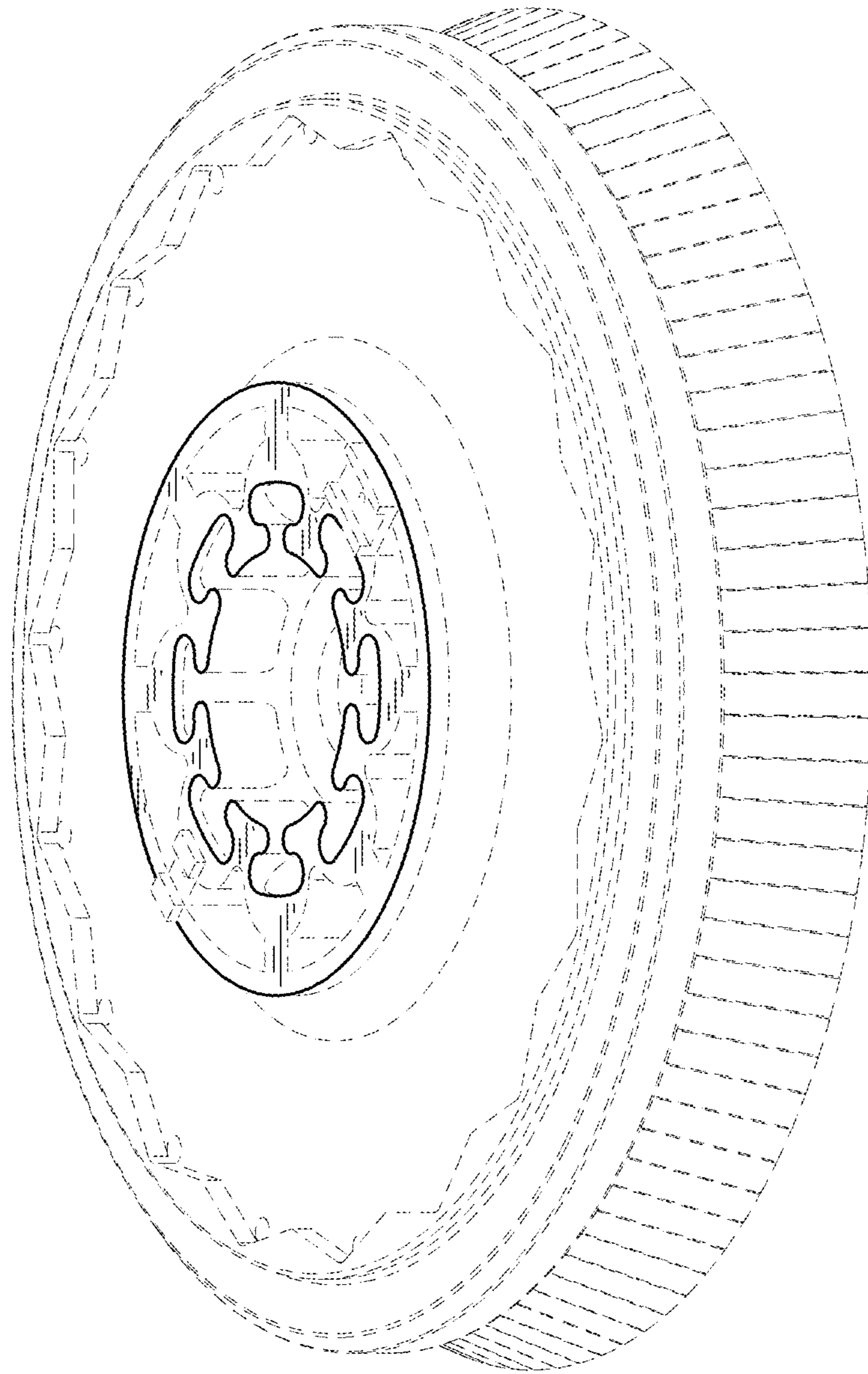


FIG. 1




FIG. 2




FIG. 3




FIG. 4




FIG. 5

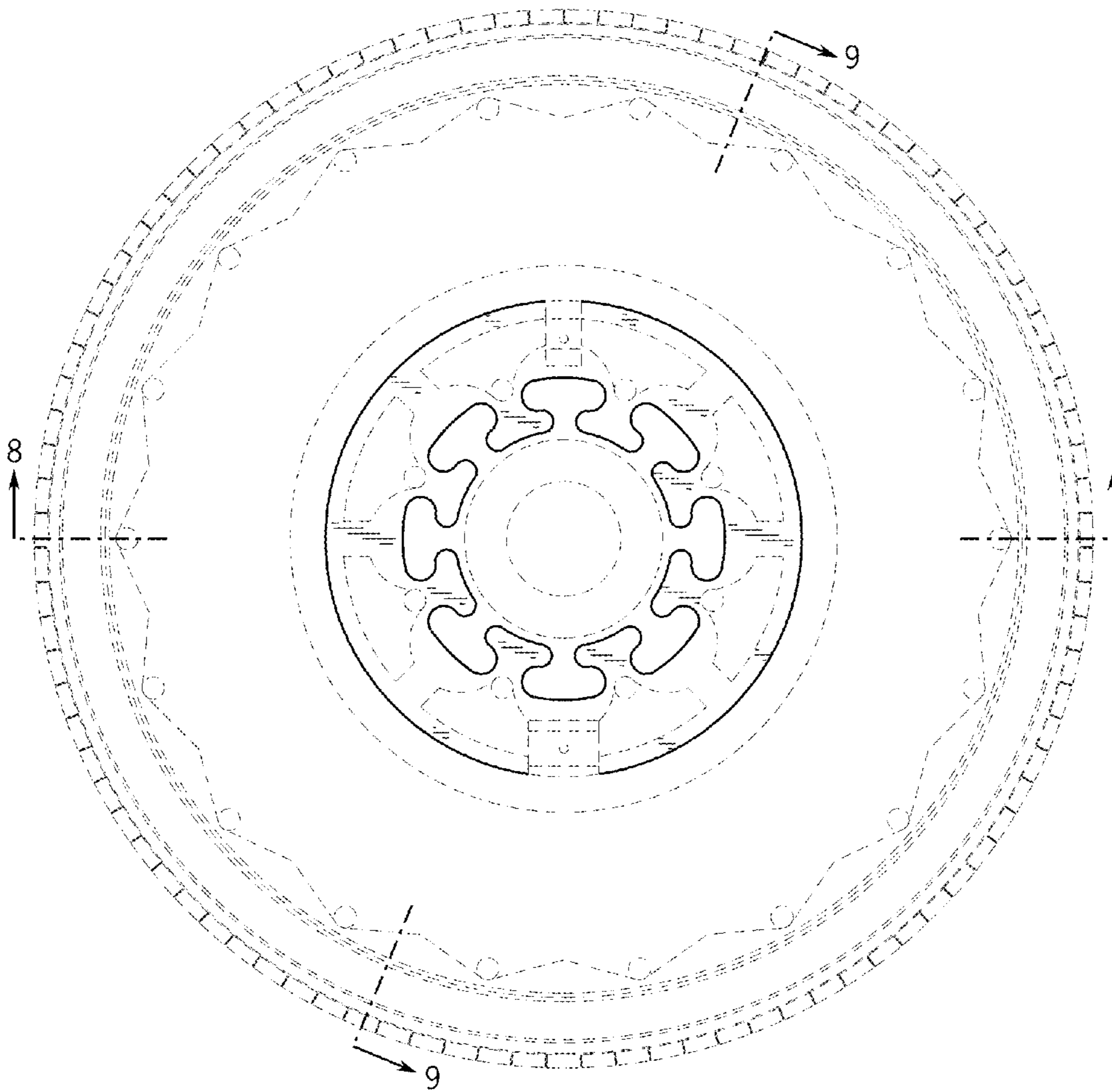


FIG. 6

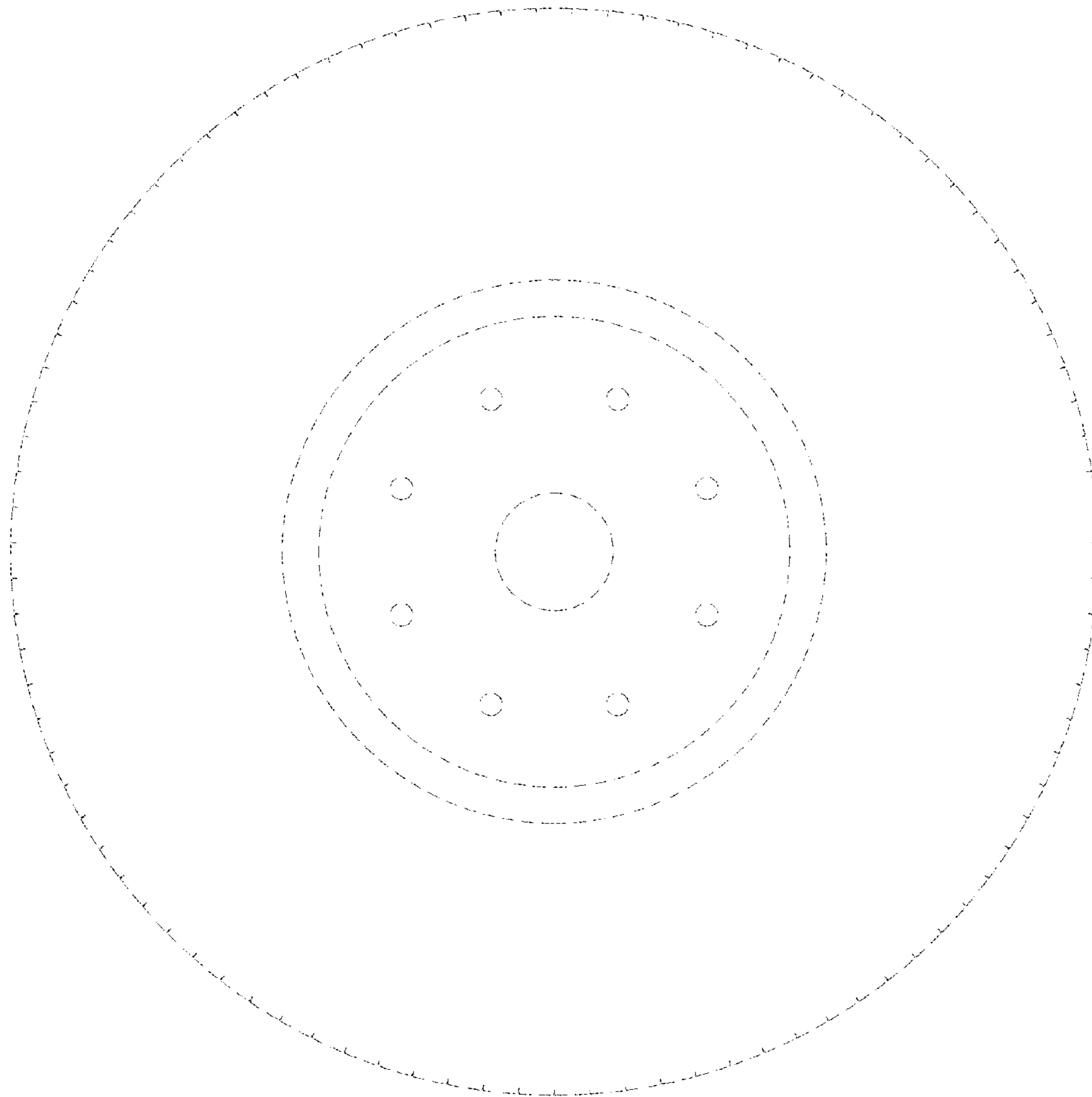


FIG. 7

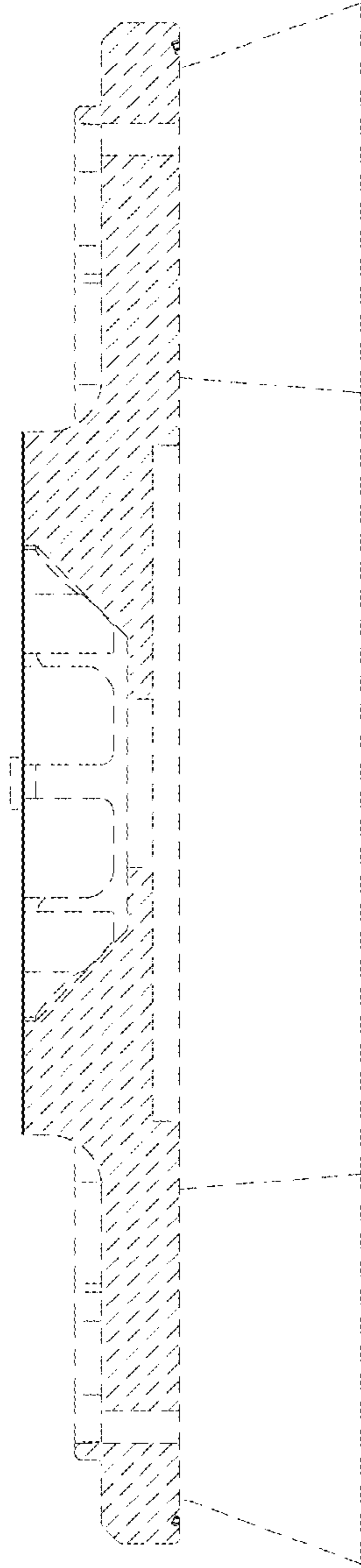


FIG. 8

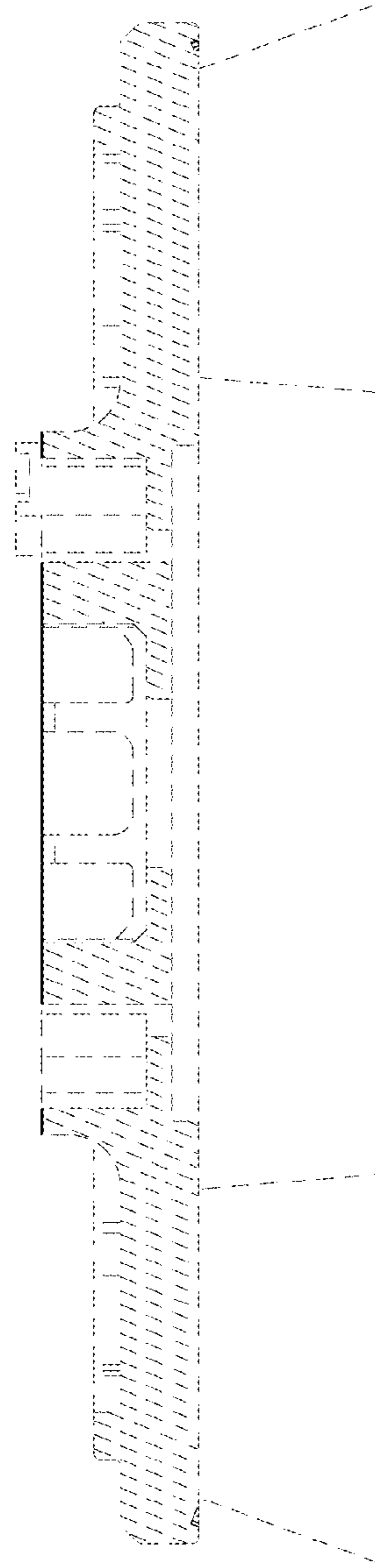


FIG. 9