

US00D765920S

(12) **United States Design Patent** (10) **Patent No.:** **US D765,920 S**
Ko (45) **Date of Patent:** **** Sep. 6, 2016**

(54) **FINGER WARMER**
(71) Applicant: **Theranos, Inc.**, Palo Alto, CA (US)
(72) Inventor: **Pey-Jiun Ko**, Palo Alto, CA (US)
(73) Assignee: **Theranos, Inc.**, Palo Alto, CA (US)
(**) Term: **14 Years**

D122,065 S 8/1940 Schnur
D123,244 S 10/1940 Miller
D127,935 S 6/1941 Baer
D127,936 S 6/1941 Baer
D132,161 S * 4/1942 Baer D2/612
D132,162 S * 4/1942 Baer D2/612
D132,163 S * 4/1942 Baer D2/612

(Continued)

(21) Appl. No.: **29/508,576**
(22) Filed: **Nov. 7, 2014**

OTHER PUBLICATIONS

Office Action dated Jul. 14, 2016 for U.S. Appl. No. 29/545,319; inventor: Pey-Jiun Ko.*

(Continued)

Related U.S. Application Data

(63) Continuation of application No. 29/467,883, filed on Sep. 24, 2013, now Pat. No. Des. 719,302.

Primary Examiner — Karen E. Eldridge Powers

Assistant Examiner — Jasmine Mlinarcik

(51) **LOC (10) Cl.** **02-06**

(57) **CLAIM**

(52) **U.S. Cl.**

The ornamental design for a finger warmer, as shown and described.

USPC **D29/113; D2/615**

(58) **Field of Classification Search**

DESCRIPTION

USPC D2/610, 611, 612, 613, 615, 616, 617,
D2/622; D3/232, 233, 243; D29/113,
D29/117.1, 118, 120.1

CPC .. A41D 13/08; A41D 13/081; A41D 13/087;
A41D 19/00; A41D 19/01; A41D 19/0024;
A41D 19/0051; A41D 19/0082; A41D
19/01535

See application file for complete search history.

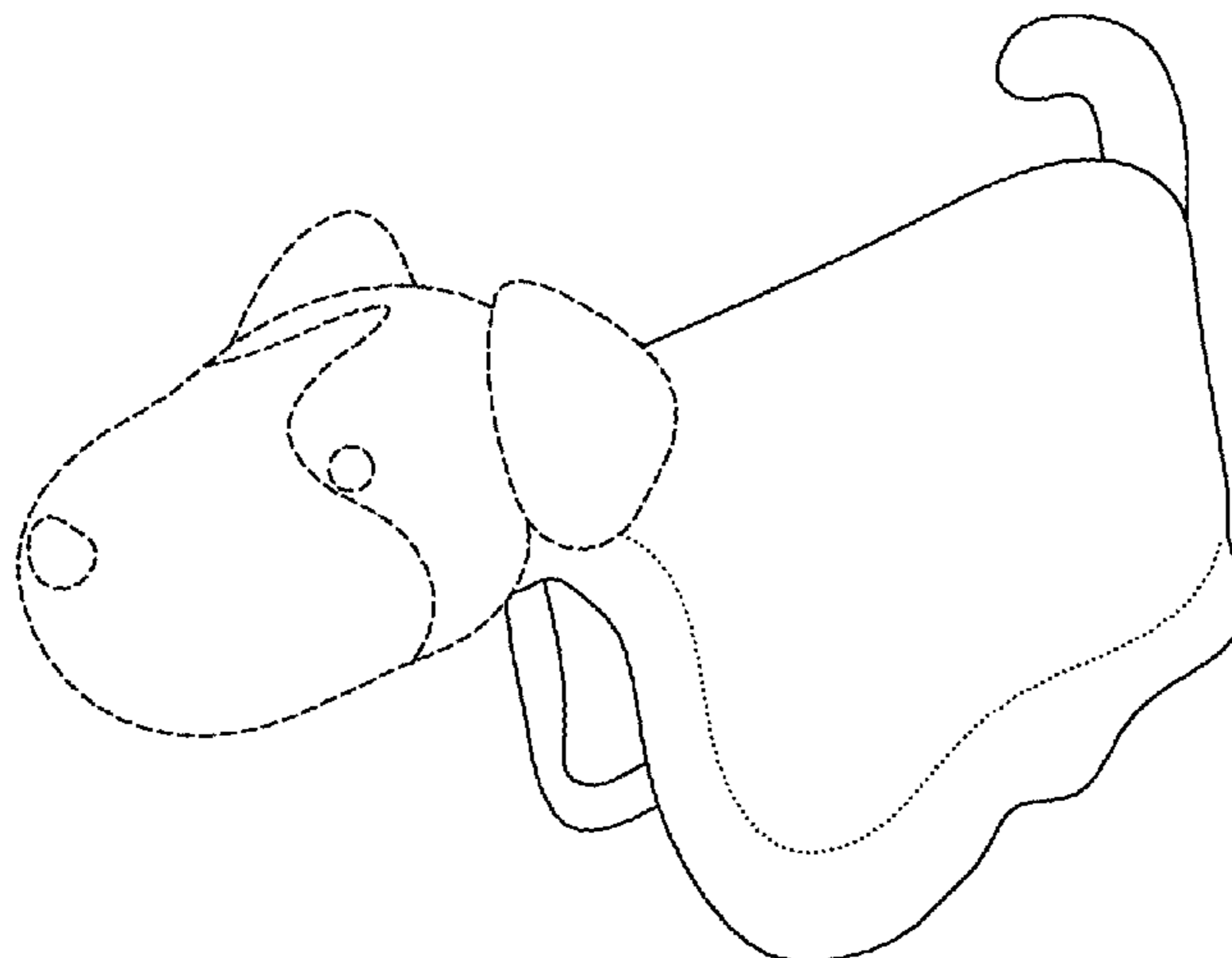
FIG. 1 is a front perspective elevation view of a finger warmer, with sides folded together, showing my new design; FIG. 2 is a front view thereof (with sides folded together); FIG. 3 is a top plan view thereof (with sides folded together); FIG. 4 is a bottom plan view thereof (with sides folded together); FIG. 5 is a side elevation view thereof (with sides folded together); FIG. 6 is a rear elevation view thereof (with sides folded together); FIG. 7 is a top plan view thereof (with sides extended); and, FIG. 8 is a bottom plan view thereof (with sides extended). The broken lines are included for the purpose of illustrating unclaimed portions of the finger warmer and form no part of the claimed design.

(56) **References Cited**

U.S. PATENT DOCUMENTS

D16,644 S 4/1886 Spitzer
D25,189 S 2/1896 McMahon
1,300,088 A * 4/1919 Wright 2/66
D75,491 S 6/1928 Hammerling
D78,660 S 5/1929 Silverstein
1,972,197 A 9/1934 Mccann
D121,611 S 7/1940 Dorfman

1 Claim, 5 Drawing Sheets



(56)

References Cited

U.S. PATENT DOCUMENTS

D132,164 S * 4/1942 Baer D2/612
D132,320 S * 5/1942 Baer D2/613
D133,660 S * 9/1942 Baer D2/613
D138,009 S 5/1944 Stackhouse
D175,691 S 9/1955 O'Neill
2,756,448 A 7/1956 A
D195,544 S 7/1963 Servin
D254,216 S 2/1980 Caputo
D255,505 S 6/1980 Karolak
D182,586 S 4/1984 Goldstein
D297,107 S * 8/1988 Jones D8/322
4,816,000 A 3/1989 Hsu
4,976,646 A 12/1990 Hull
D313,696 S * 1/1991 Senitt D3/235

D433,196 S 10/2000 Specht
D452,773 S 1/2002 Hughes
D530,507 S * 10/2006 McEvoy et al. D3/235
D555,839 S 11/2007 Burns
D610,802 S 3/2010 Braccialini
7,765,617 B2 8/2010 Alden
8,062,087 B1 11/2011 Davis et al.
D679,887 S * 4/2013 Head D2/619
D719,302 S * 12/2014 Ko D29/118
2003/0211808 A1 11/2003 Yarbrough

OTHER PUBLICATIONS

Office Action dated Jul. 14, 2016 for U.S. Appl. No. 29545,319, by
Pey-Jiun Ko.

* cited by examiner

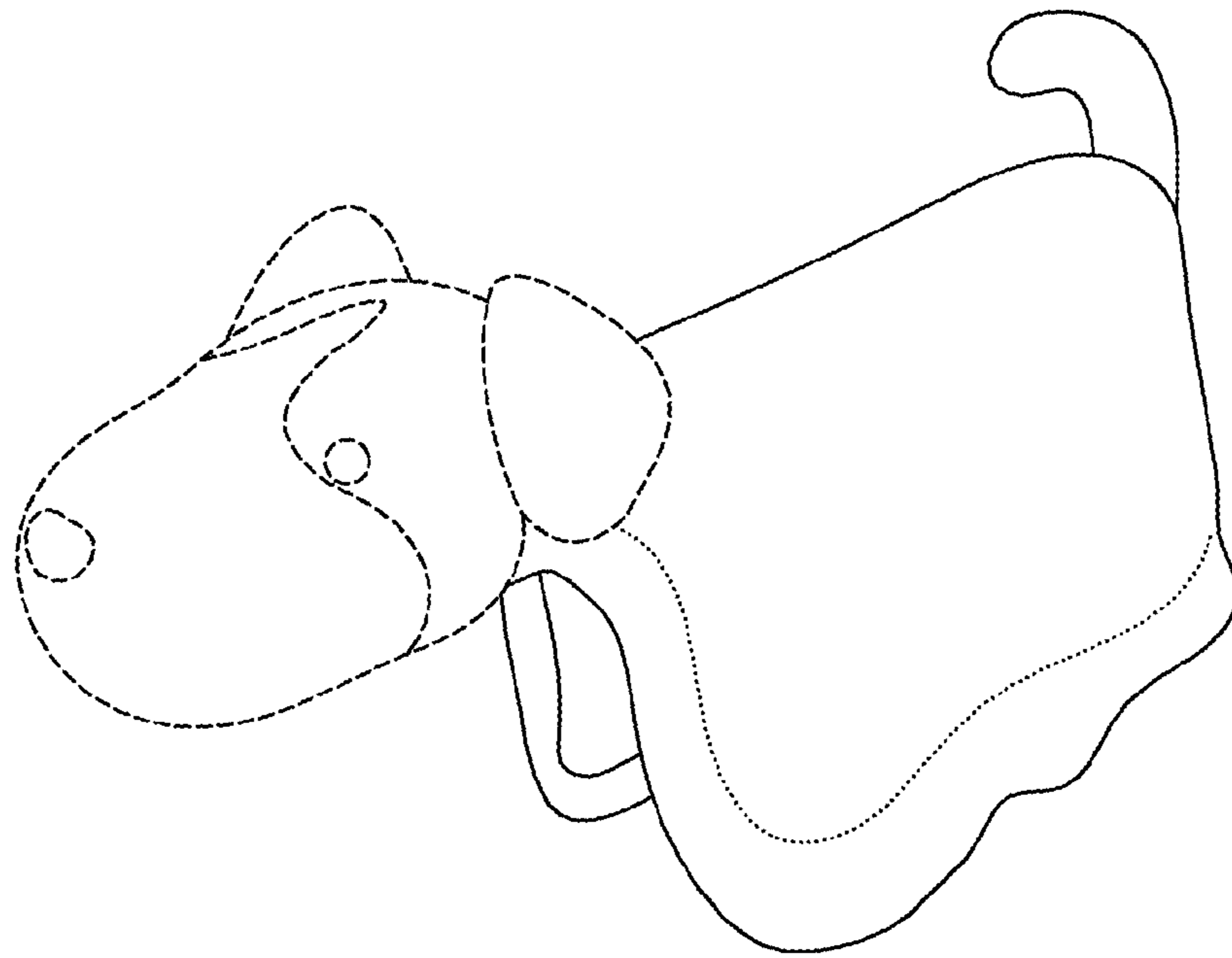


FIG. 1




FIG. 2

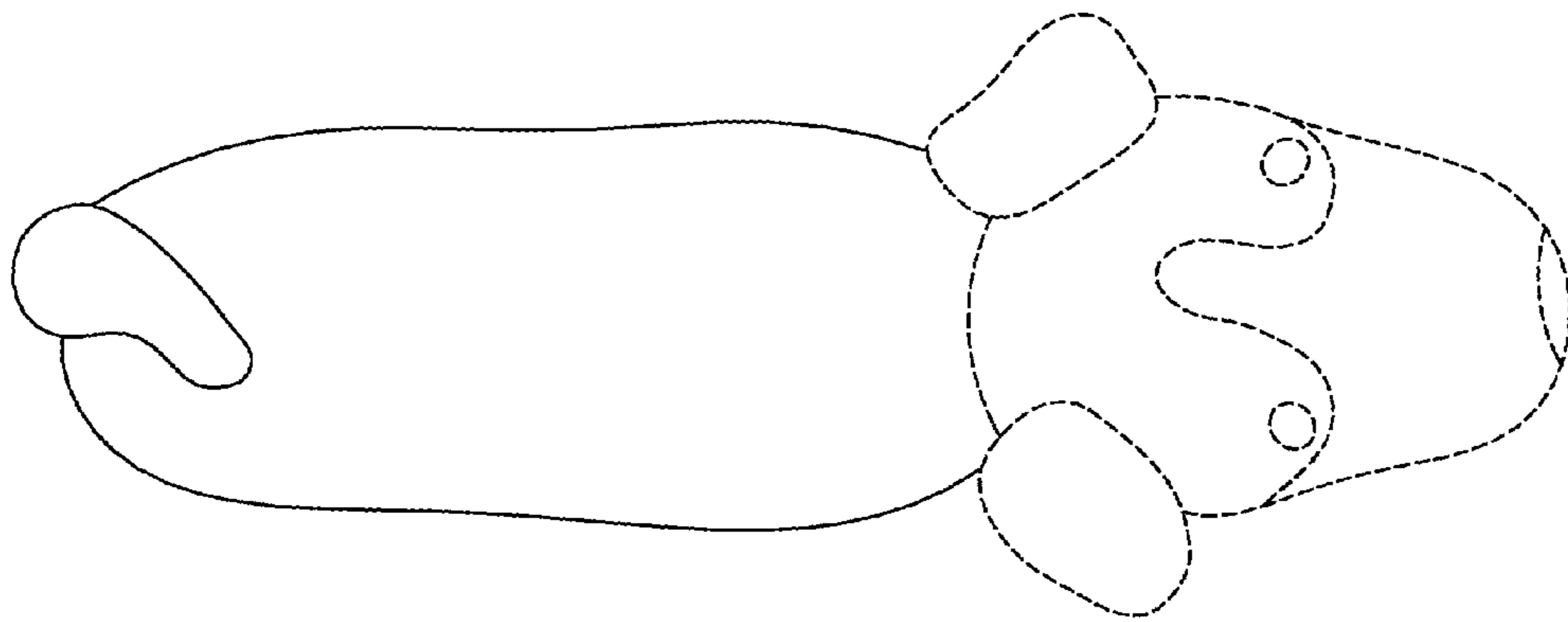


FIG. 3

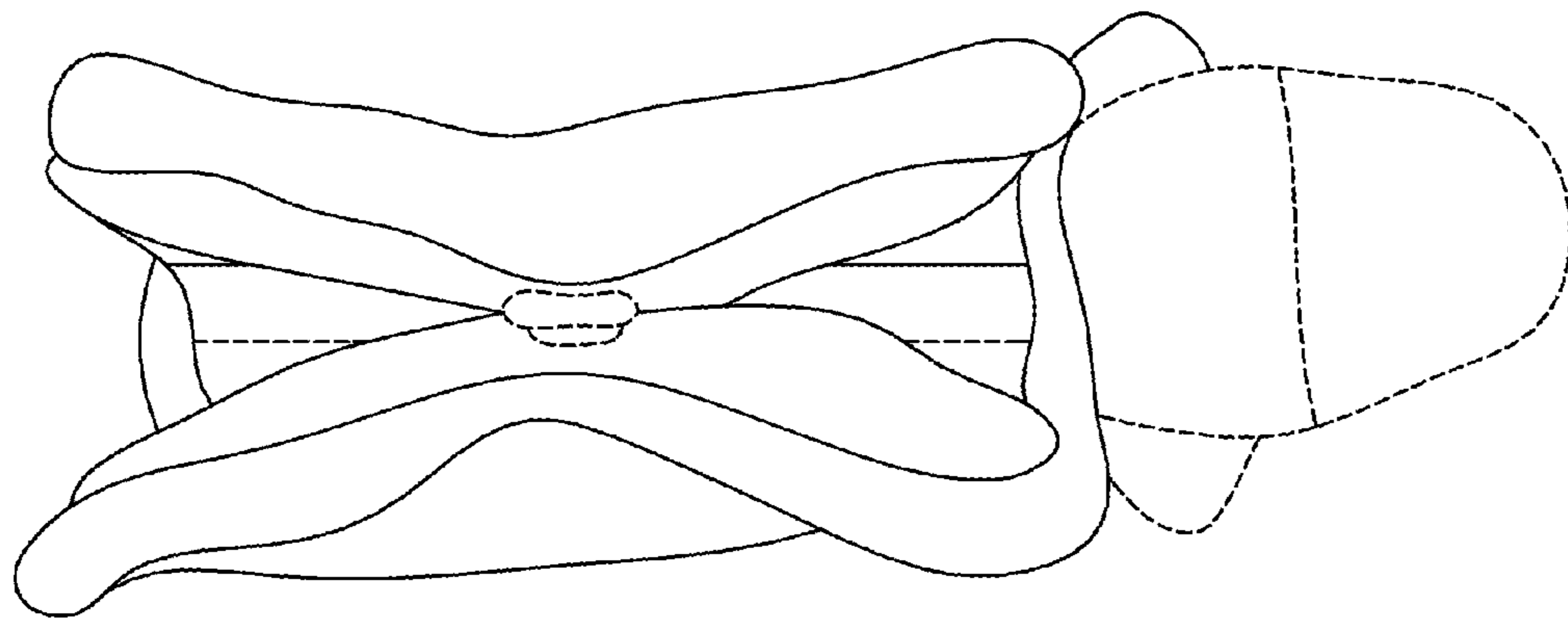


FIG. 4

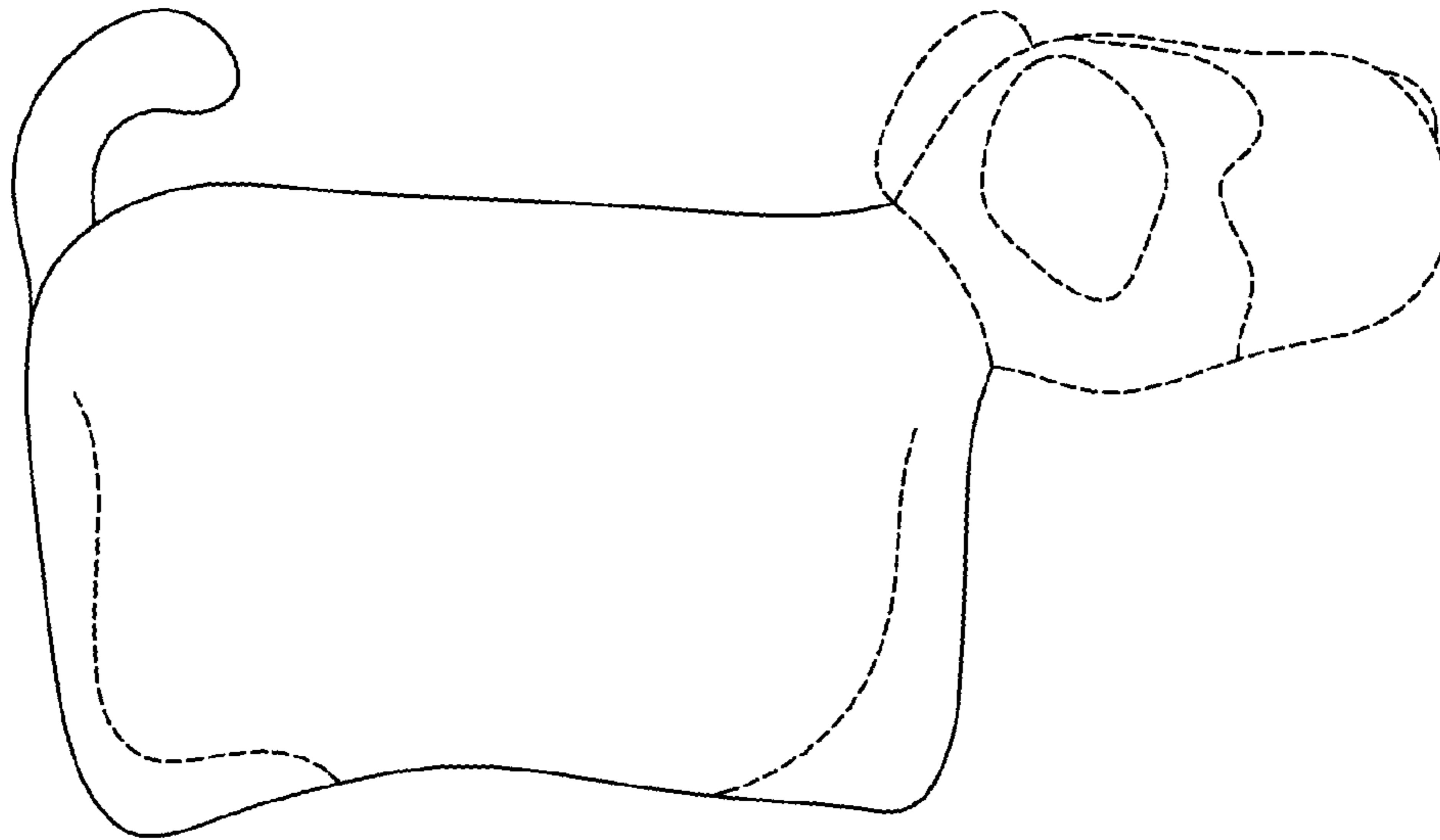


FIG. 5

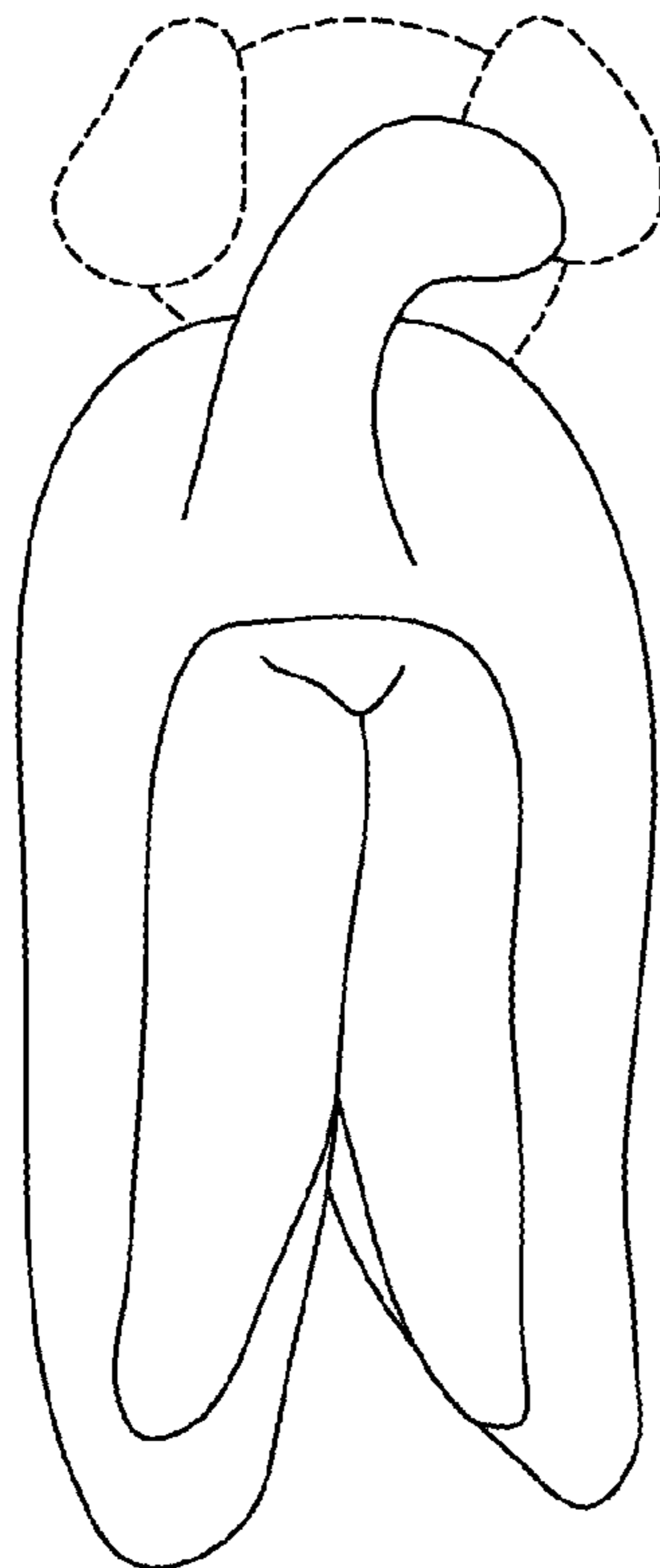


FIG. 6

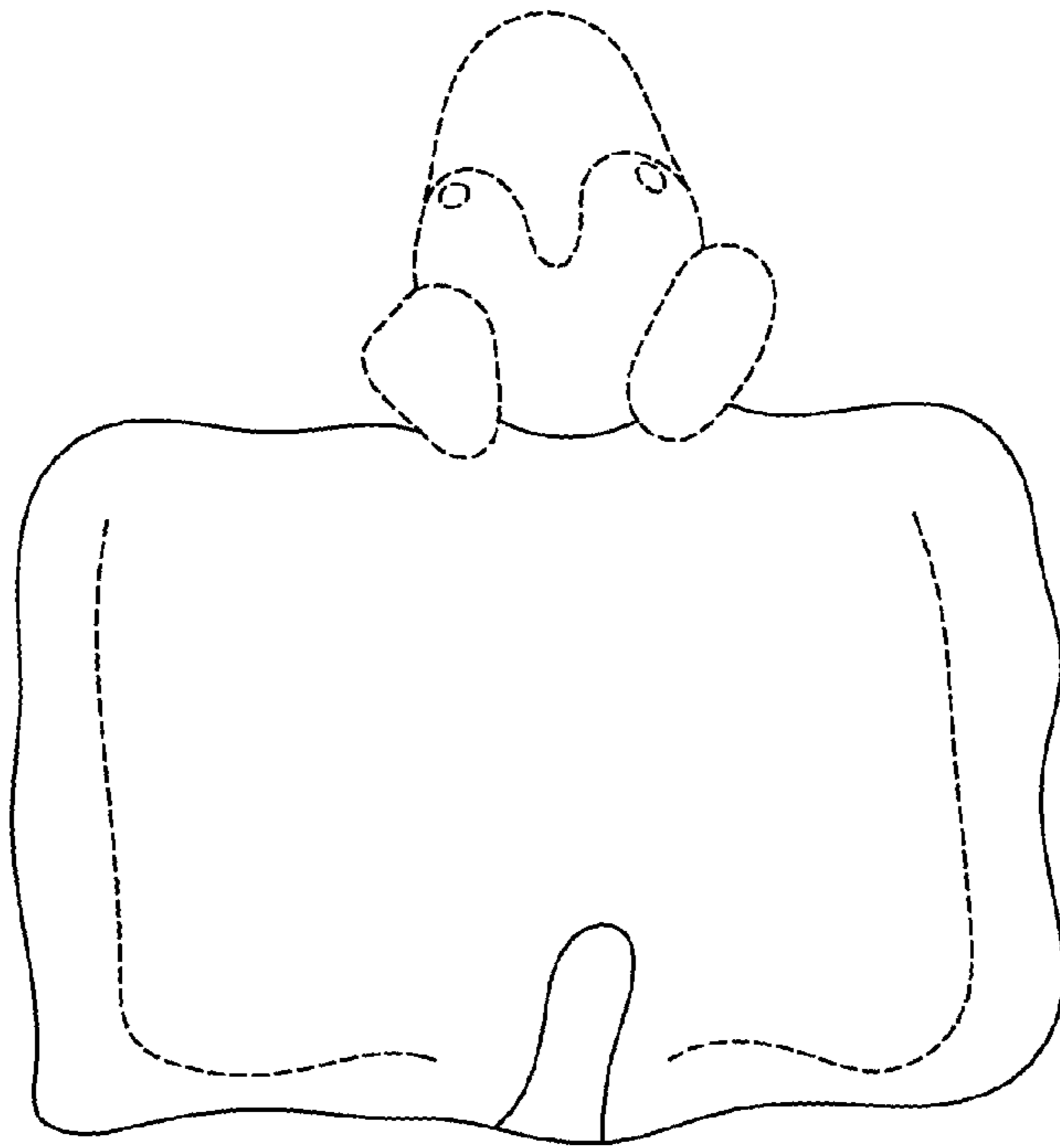


FIG. 7

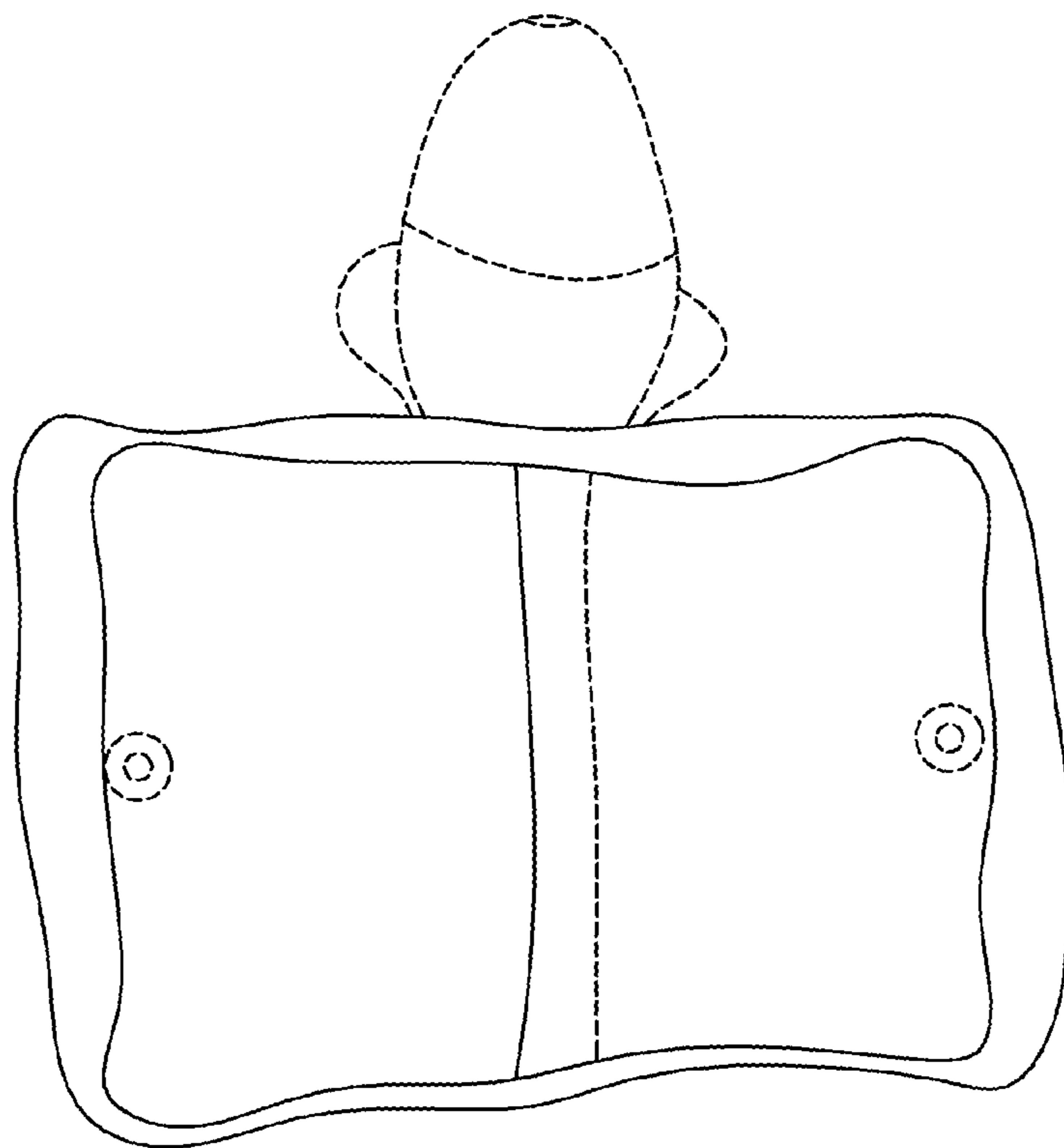


FIG. 8