



US00D765895S

(12) **United States Design Patent** (10) **Patent No.:** **US D765,895 S**
Haeussinger (45) **Date of Patent:** **** Sep. 6, 2016**

(54) **VEHICLE TAILLIGHT**

(71) Applicant: **AUDI AG**, Ingolstadt (DE)

(72) Inventor: **Christoph Haeussinger**, Ingolstadt (DE)

(73) Assignee: **AUDI AG**, Ingolstadt (DE)

(**) Term: **15 Years**

(21) Appl. No.: **29/535,735**

(22) Filed: **Aug. 10, 2015**

(30) **Foreign Application Priority Data**

Feb. 10, 2015 (EM) 002 630 475-0001

(51) **LOC (10) Cl.** **26-06**

(52) **U.S. Cl.**
USPC **D26/28**

(58) **Field of Classification Search**
USPC D26/28-36; 362/459-468, 475-478,
362/485-487

CPC F21S 48/00; F21S 48/10; F21S 48/115;
F21S 48/225; F21S 48/1233; F21S 48/1266;
F21S 48/1388; F21S 48/2268; F21V 21/04

See application file for complete search history.

(56) **References Cited**

U.S. PATENT DOCUMENTS

D549,363 S *	8/2007	Pfeiffer	D26/28
D552,769 S *	10/2007	Leclercq	D26/28
D553,269 S *	10/2007	Pfeiffer	D26/28
D570,015 S *	5/2008	Hsu	D26/28
D574,524 S *	8/2008	Tomatsu	D26/28

* cited by examiner

Primary Examiner — Marcus Jackson

(74) *Attorney, Agent, or Firm* — Lucas & Mercanti, LLP;
Klaus P. Stoffel


(57) **CLAIM**

The ornamental design for a vehicle taillight, as shown and described.

DESCRIPTION

FIG. 1 is a front, side perspective view of the vehicle taillight of the present invention;
FIG. 2 is a front view thereof;
FIG. 3 is a side view thereof;
FIG. 4 is a top view thereof; and,
FIG. 5 is a bottom view thereof.

1 Claim, 3 Drawing Sheets






Fig. 1




Fig. 2




Fig. 3




Fig. 4




Fig. 5