



US00D765894S

(12) **United States Design Patent**
Lai

(10) **Patent No.:** **US D765,894 S**

(45) **Date of Patent:** **** Sep. 6, 2016**

- (54) **HEADLIGHT FOR A VEHICLE**
- (71) Applicant: **Ching-Tsung Lai**, Tainan (TW)
- (72) Inventor: **Ching-Tsung Lai**, Tainan (TW)
- (**) Term: **14 Years**
- (21) Appl. No.: **29/526,211**
- (22) Filed: **May 7, 2015**
- (51) **LOC (10) Cl.** **26-06**
- (52) **U.S. Cl.**
USPC **D26/28**
- (58) **Field of Classification Search**
USPC D26/28-36; 362/61, 80-83, 267-269,
362/459-468, 475-478, 485-487
CPC F21S 48/00; F21S 48/10; F21S 48/115;
F21S 48/225; F21S 48/1233; F21S 48/1266;
F21S 48/1388; F21S 48/2268; F21V 21/04;
B62J 6/02; B62J 6/04; B60Q 1/2696
See application file for complete search history.

D672,482 S *	12/2012	Lee	D26/28
D679,429 S *	4/2013	Frenzel	D26/28
D708,768 S *	7/2014	Futschik	D26/28
D709,213 S *	7/2014	Futschik	D26/28
D712,078 S *	8/2014	Muntada Roura	D26/28

* cited by examiner

Primary Examiner — Marcus Jackson

(74) *Attorney, Agent, or Firm* — Alexander Chen

(56) **References Cited**

U.S. PATENT DOCUMENTS

D660,481 S *	5/2012	Gotschke	D26/28
D671,248 S *	11/2012	Fuchigami	D26/28

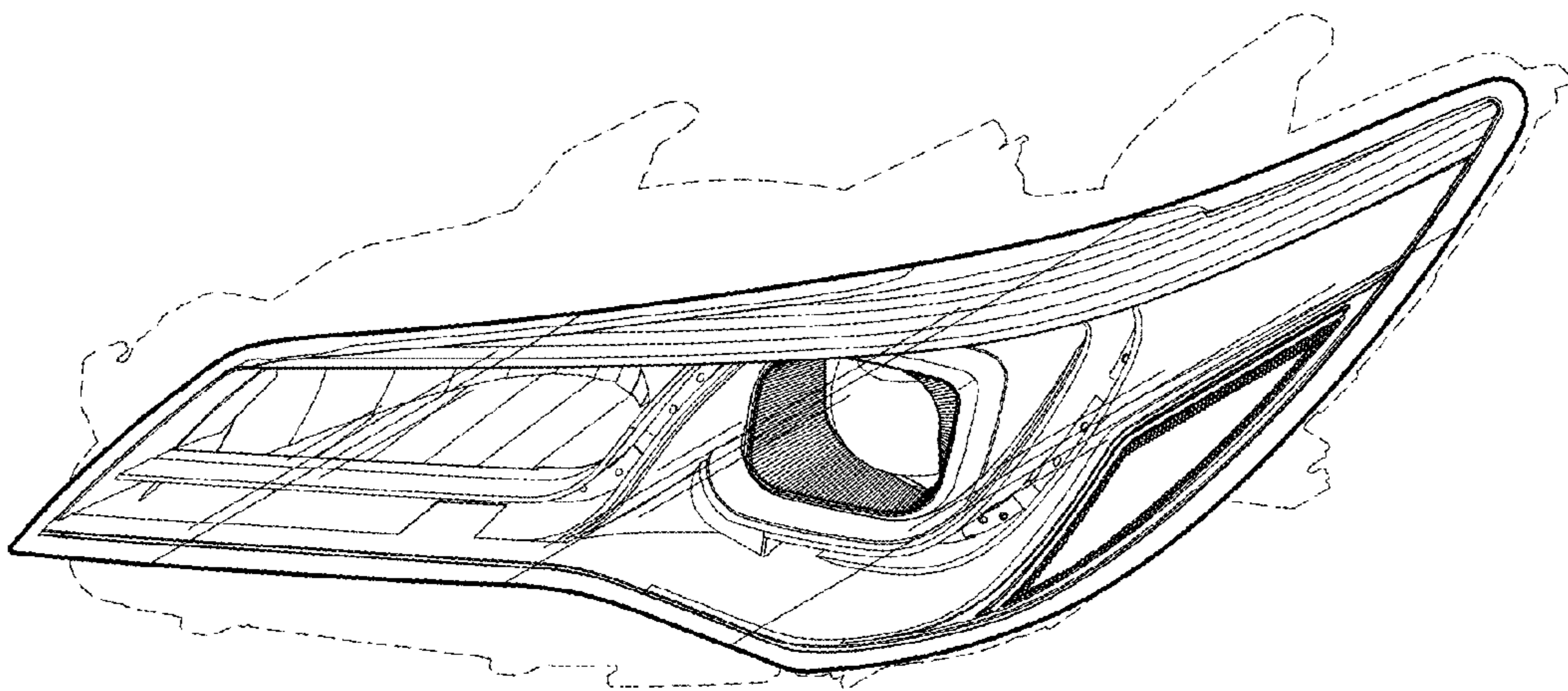
(57) **CLAIM**

An ornamental design for an headlight for a vehicle, as shown and described.

DESCRIPTION

FIG. 1 is a perspective view of an headlight for a vehicle unit. The drawings and descriptions represent the right side embodiment. The design also contemplates a mirror symmetrical embodiment on the opposite side of the vehicle. FIG. 2 is a front view thereof; FIG. 3 is a side view thereof; and, FIG. 4 is a top view thereof. The dash line included denotes environment and is not part of the claimed design.

1 Claim, 4 Drawing Sheets



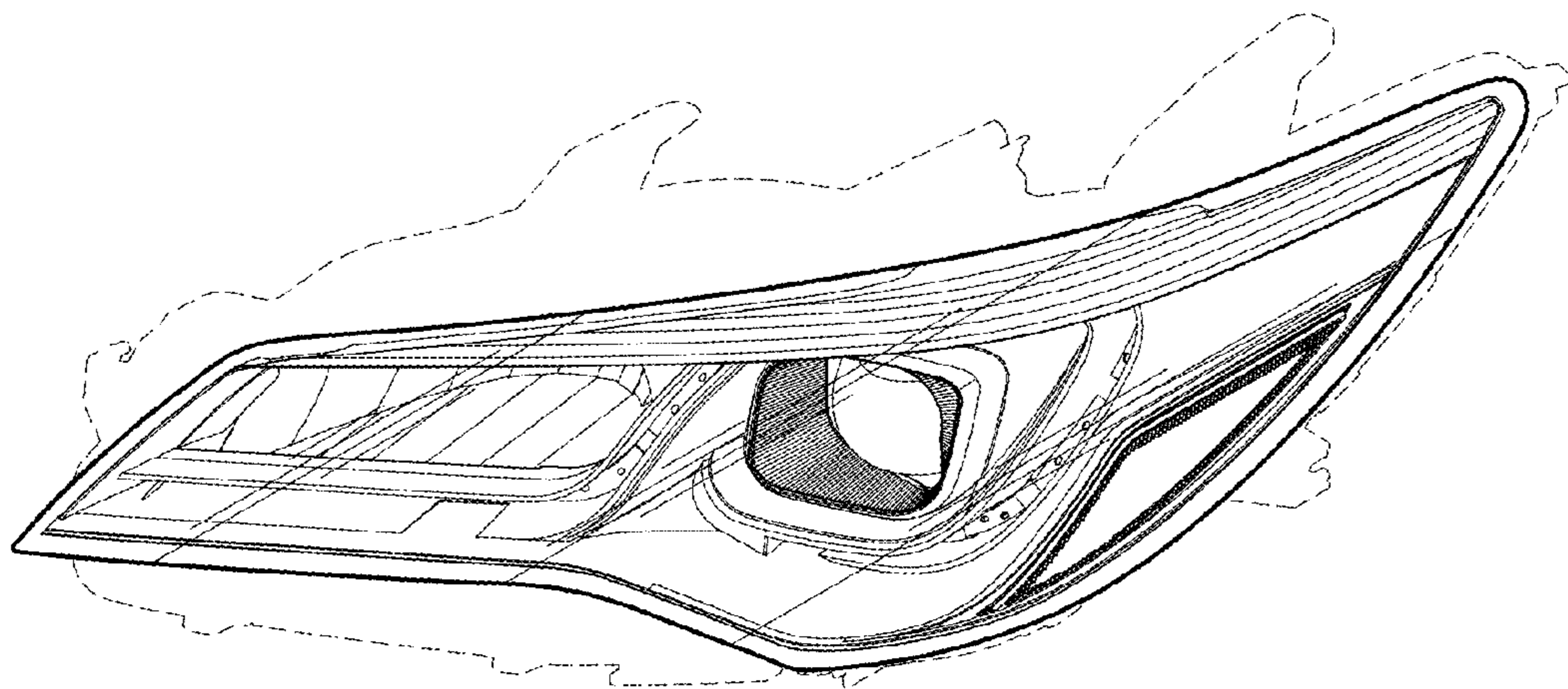


FIG. 1

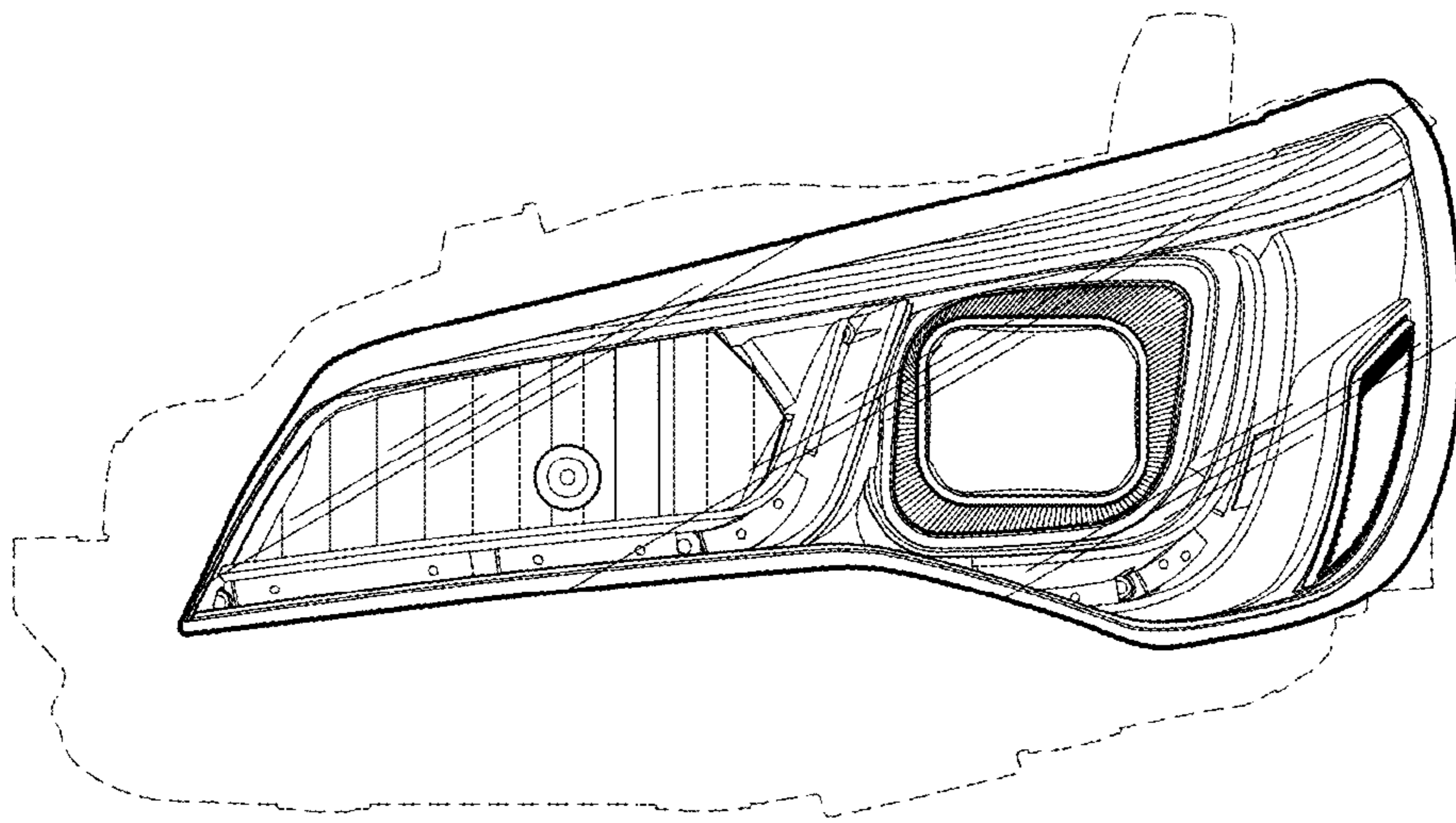


FIG. 2

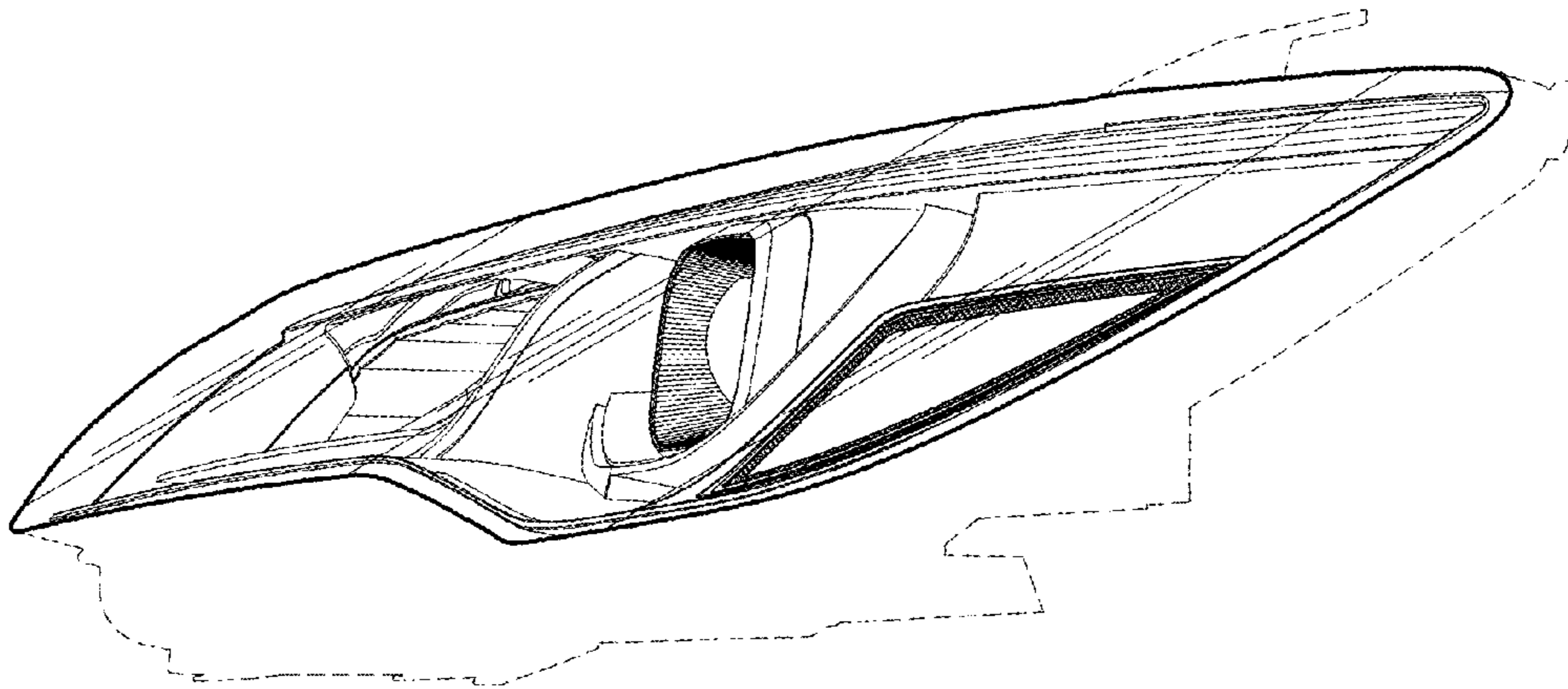


FIG. 3



FIG. 4