

US00D765892S

(12) **United States Design Patent**
Redlich

(10) **Patent No.:** **US D765,892 S**

(45) **Date of Patent:** **** Sep. 6, 2016**

(54) **HEADLIGHT FOR A MOTOR VEHICLE**

(71) Applicant: **Dr. Ing. h.c. F. Porsche**
Aktiengesellschaft, Stuttgart (DE)

(72) Inventor: **Heinz Redlich, Vaihingen-Enz (DE)**

(73) Assignee: **Dr. Ing. h.c. F. Porsche**
Aktiengesellschaft, Stuttgart (DE)

(**) Term: **14 Years**

(21) Appl. No.: **29/523,990**

(22) Filed: **Apr. 15, 2015**

(30) **Foreign Application Priority Data**

Oct. 20, 2014 (DE) 40 2014 101 001

(51) **LOC (10) Cl.** **26-06**

(52) **U.S. Cl.**
USPC **D26/28**

(58) **Field of Classification Search**
USPC D26/28-36; 362/61, 80-83, 267-269,
362/459-468, 475-478, 485-487
CPC F21S 48/00; F21S 48/10; F21S 48/115;
F21S 48/225; F21S 48/1233; F21S 48/1266;
F21S 48/1388; F21S 48/2268; F21V 21/04
See application file for complete search history.

(56) **References Cited**

U.S. PATENT DOCUMENTS

D601,727 S * 10/2009 Huang D26/28
D605,789 S * 12/2009 Ko D26/28
D626,670 S * 11/2010 Metzger D26/28
D656,257 S 3/2012 Larson

D657,081 S * 4/2012 Alisaukas D26/28
D670,839 S * 11/2012 Smarslik D26/28
D672,066 S 12/2012 Saracoglu
D673,310 S 12/2012 Varga
D683,487 S 5/2013 Scheinhutte
D683,488 S 5/2013 Scheinhutte
D694,920 S * 12/2013 Jurgens D26/28
D703,349 S 4/2014 Borkert

OTHER PUBLICATIONS

Design U.S. Appl. No. 29/499,040, by Malte Moessner, filed Aug. 11, 2014.

* cited by examiner

Primary Examiner — Marcus Jackson

(74) *Attorney, Agent, or Firm* — RatnerPrestia

(57) **CLAIM**


The ornamental design for a headlight for a motor vehicle, as shown and described.

DESCRIPTION

FIG. 1 is a perspective view of a headlight for a motor vehicle;
FIG. 2 is a front elevation view thereof;
FIG. 3 is an elevation view thereof from the right side;
FIG. 4 is a top plan view thereof;
FIG. 5 is a perspective view of another headlight for a motor vehicle having a chrome trim ring;
FIG. 6 is a front elevation view thereof;
FIG. 7 is an elevation view thereof from the right side; and,
FIG. 8 is a top plan view thereof.

The broken line showing of the headlight is for the purpose of illustrating portions of the headlight and forms no part of the claimed design.

1 Claim, 5 Drawing Sheets






Figure 1




Figure 2




Figure 3

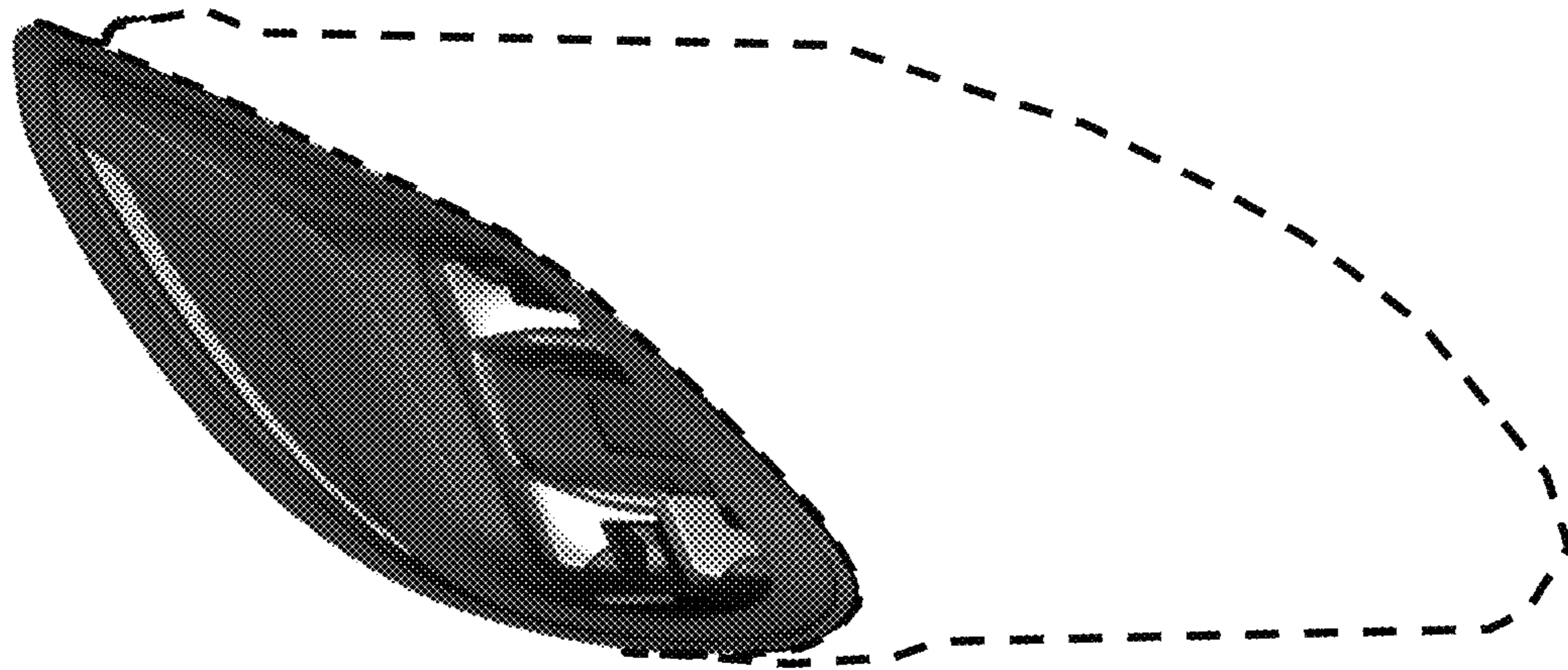


Figure 4




Figure 5




Figure 6




Figure 7

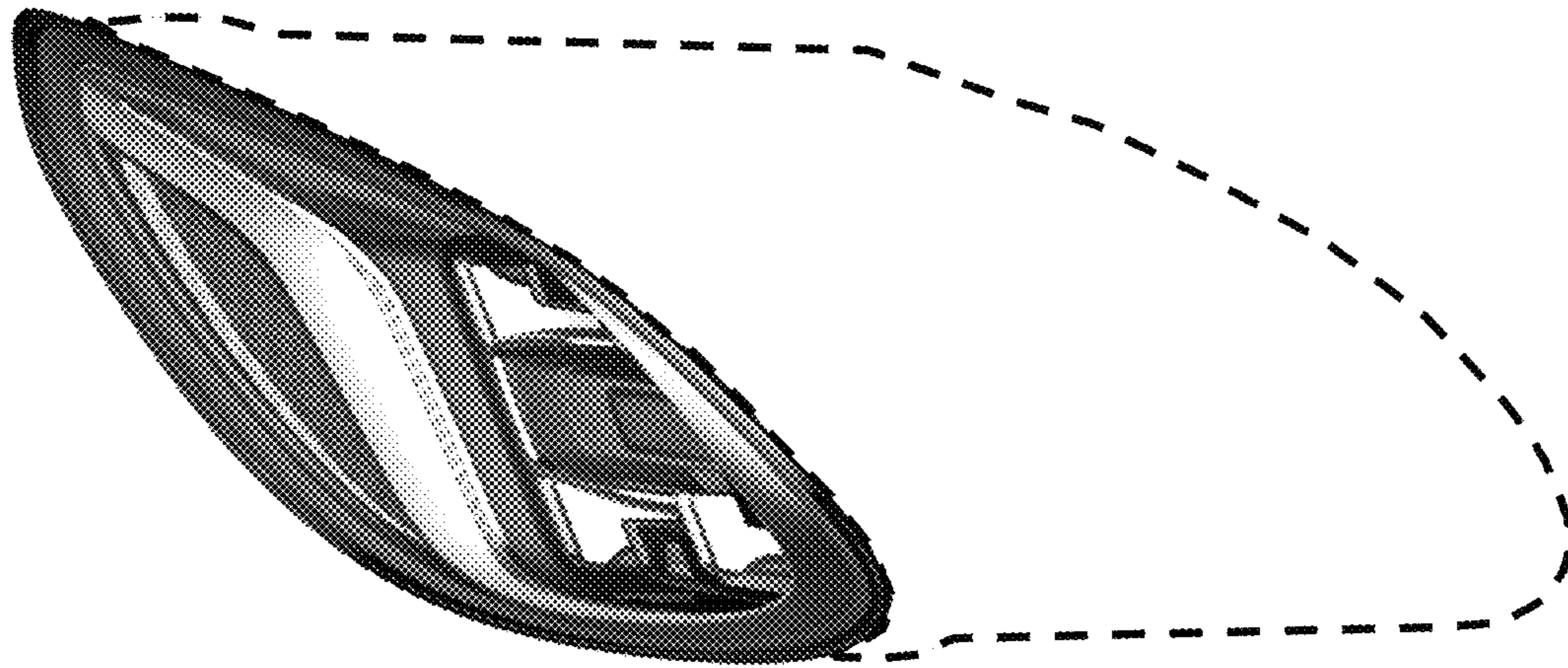


Figure 8