



US00D765868S

(12) **United States Design Patent** (10) **Patent No.:** **US D765,868 S**  
**Pippel et al.** (45) **Date of Patent:** **\*\* Sep. 6, 2016**

(54) **ULTRASOUND DEVICE**  
(71) Applicant: **Access Business Group International LLC**, Ada, MI (US)  
(72) Inventors: **Bradley J. Pippel**, Grandville, MI (US); **Sean T. Eurich**, Holland, MI (US); **Joe D. Doucet**, Brooklyn, NY (US); **Michael E. Miles**, Grand Rapids, MI (US)  
(73) Assignee: **Access Business Group International LLC**, Ada, MI (US)

D550,365 S 9/2007 Kitayama  
D636,087 S 4/2011 Loew et al.  
D636,088 S 4/2011 Loew et al.  
D687,153 S 7/2013 Torzilli  
D690,420 S 9/2013 Chinowsky et al.  
D702,358 S 4/2014 Shinohara et al.  
D703,337 S 4/2014 Fuhr et al.  
D706,433 S 6/2014 Fuhr et al.  
D742,530 S \* 11/2015 Pippel ..... D24/187  
D742,531 S \* 11/2015 Pippel ..... D24/187  
2008/0064991 A1 \* 3/2008 Suorsa ..... A61N 7/00  
601/2  
2008/0255456 A1 \* 10/2008 Kye ..... B06B 1/0622  
600/459  
2015/0320402 A1 \* 11/2015 Ryu ..... A61B 8/4455  
600/443

(\*\*) Term: **15 Years**

\* cited by examiner

(21) Appl. No.: **29/527,835**

*Primary Examiner* — Wan Laymon

(22) Filed: **May 22, 2015**

(74) *Attorney, Agent, or Firm* — Warner Norcross and Judd LLP

(51) **LOC (10) Cl.** ..... **24-01**

(52) **U.S. Cl.**  
USPC ..... **D24/187**

(58) **Field of Classification Search**  
USPC ..... D24/185-187, 158, 138, 176, 214;  
D10/78

CPC .... A61B 8/00; A61B 8/4444; A61B 8/4455;  
A61B 8/4483; A61B 8/4461  
See application file for complete search history.

(57) **CLAIM**

The ornamental design for an ultrasound device, as shown and described.

**DESCRIPTION**

FIG. 1 is a perspective view of the ultrasound device embodying the new design;  
FIG. 2 is a right side view of the design, the left side view being a mirror image thereof;  
FIG. 3 is a front view thereof;  
FIG. 4 is a rear view thereof;  
FIG. 5 is a top view thereof; and,  
FIG. 6 is a bottom view thereof.

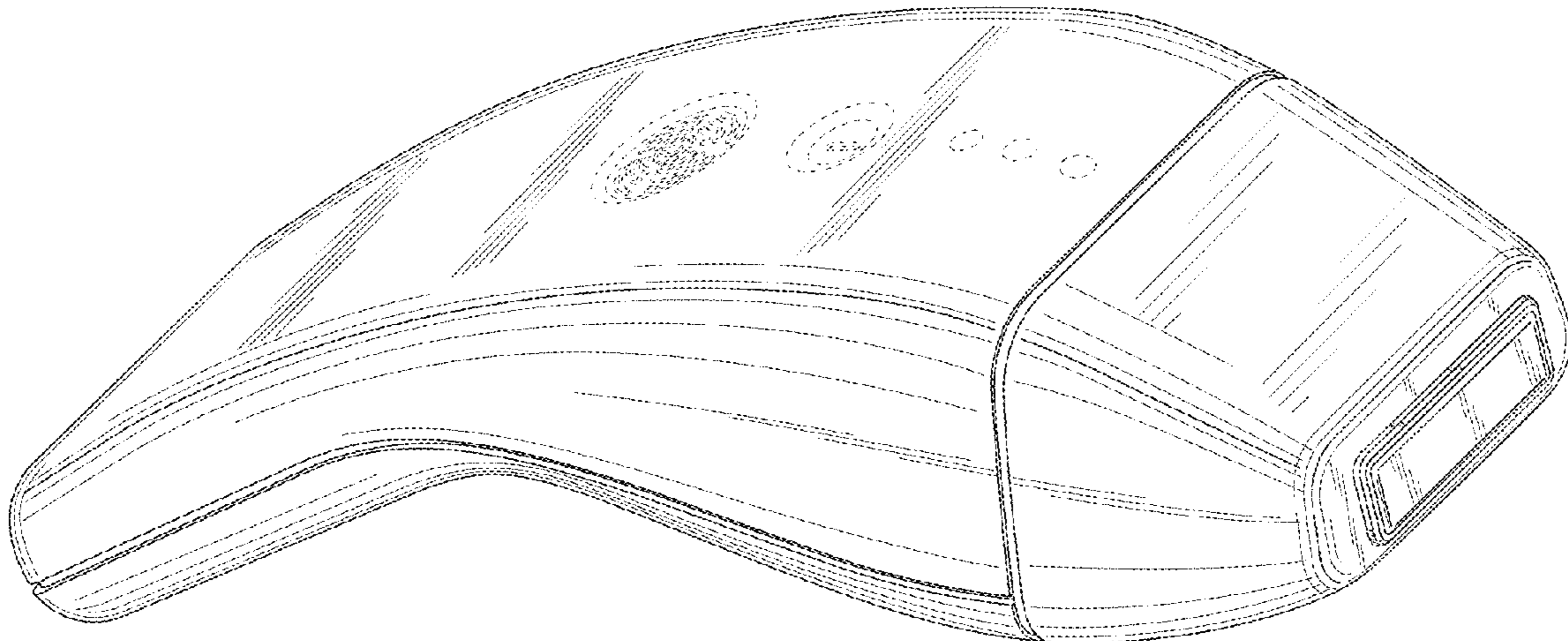
The portions shown in broken lines in FIGS. 1-6 are shown for environmental purposes and form no part of the claimed design. The broken lines immediately adjacent to solid lines form the boundary of the claimed design.

(56) **References Cited**

U.S. PATENT DOCUMENTS

D226,583 S 3/1973 Welch  
D303,706 S 9/1989 King  
D323,034 S 1/1992 Reinstein  
D343,801 S 2/1994 Burns et al.  
5,482,047 A 1/1996 Nordgren et al.  
D369,307 S 4/1996 Imling et al.  
D389,919 S \* 1/1998 Ninomiya ..... D24/186  
D390,959 S 2/1998 Mesaros et al.  
6,746,402 B2 6/2004 Ustuner

**1 Claim, 3 Drawing Sheets**



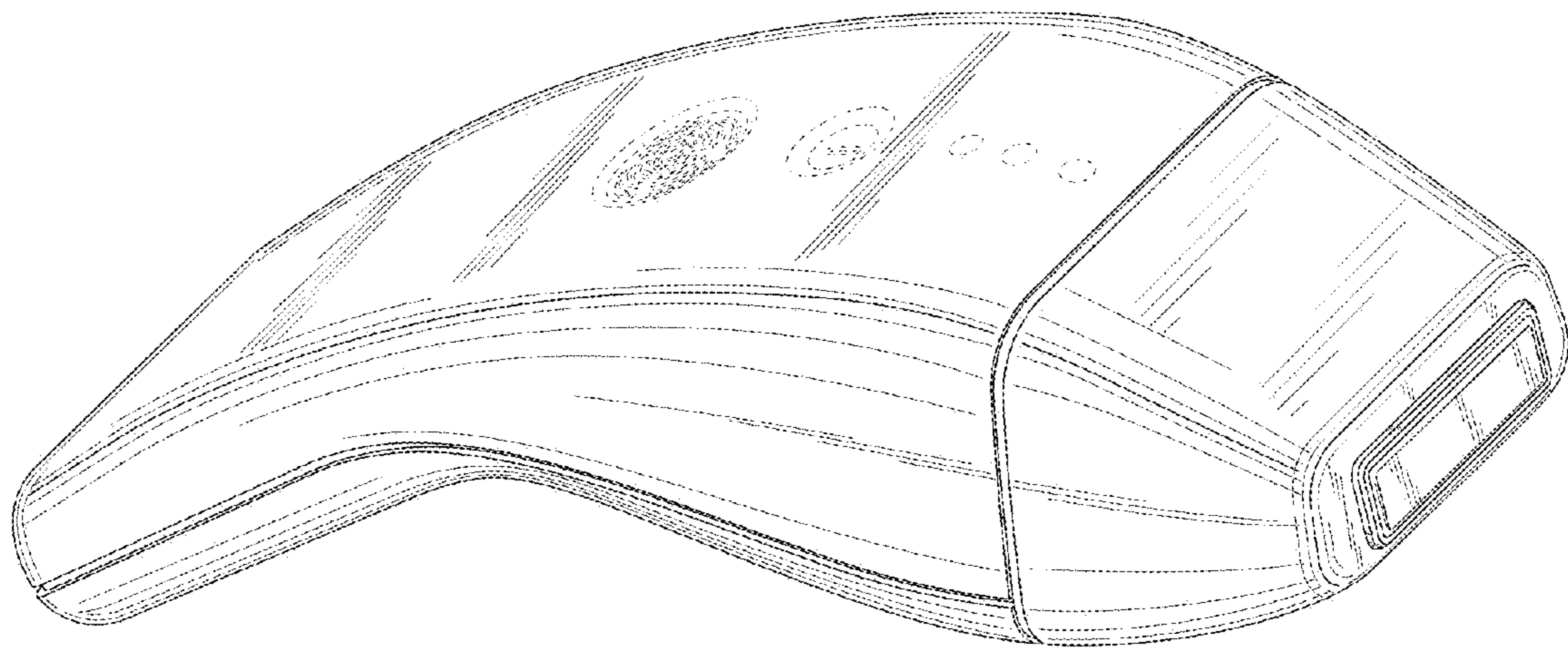


Fig. 1

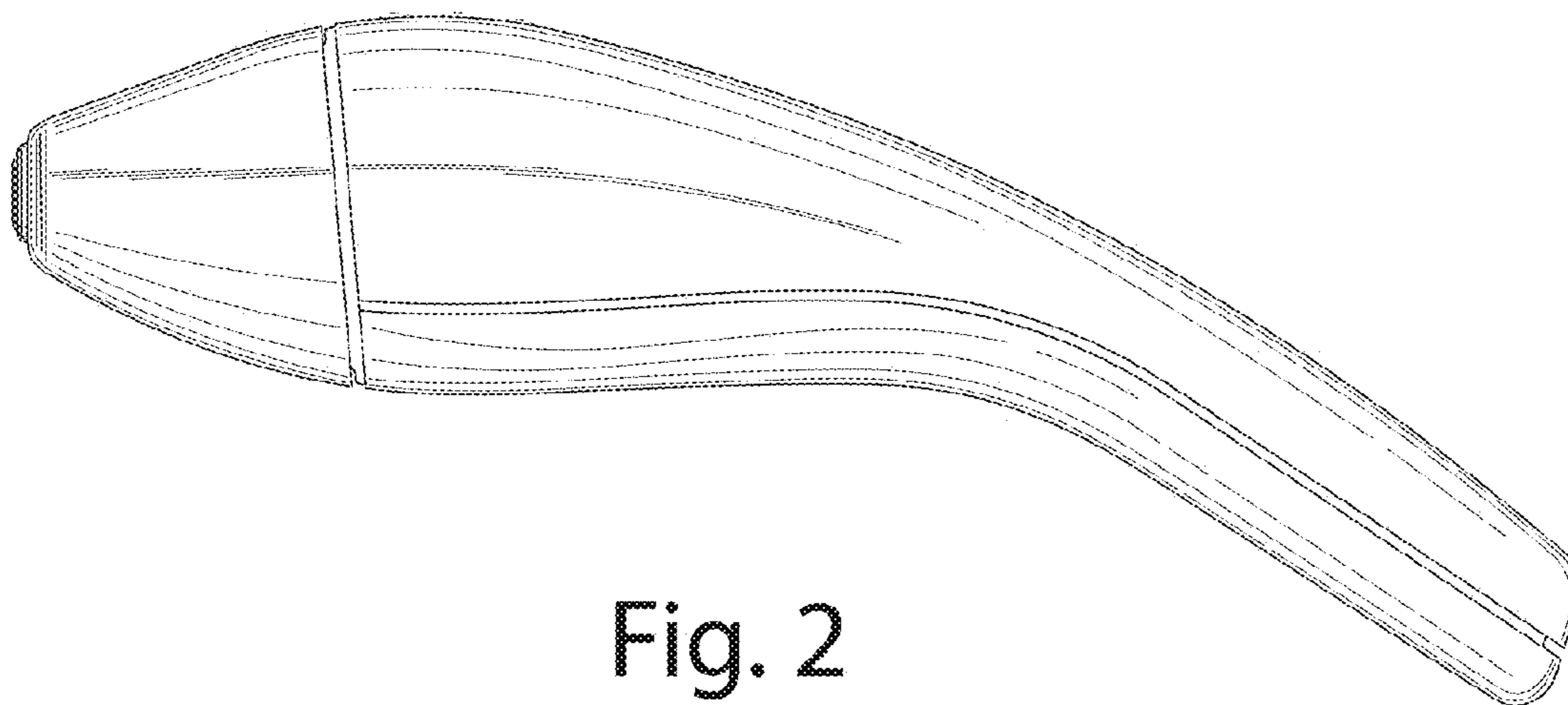


Fig. 2

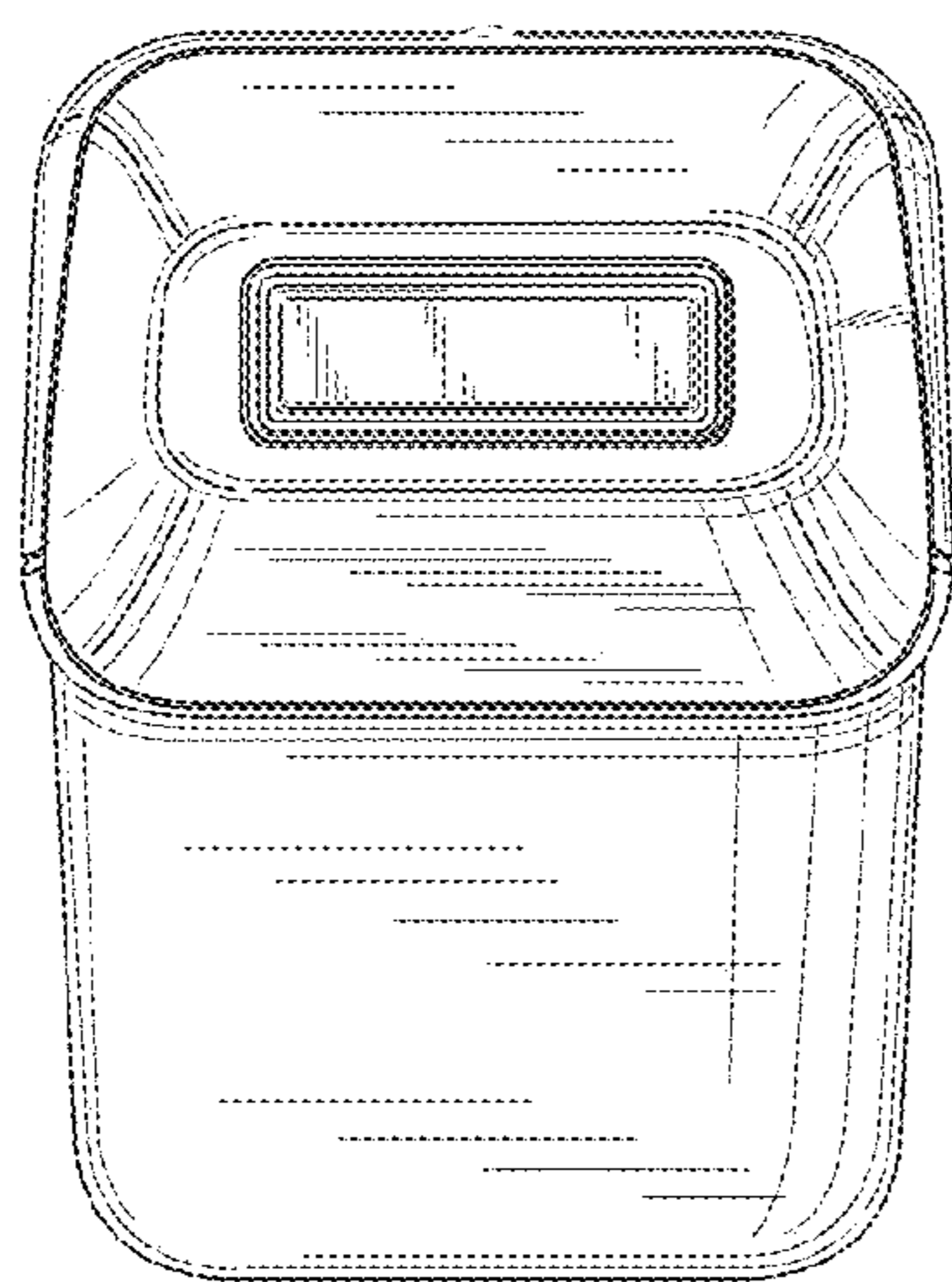


Fig. 3

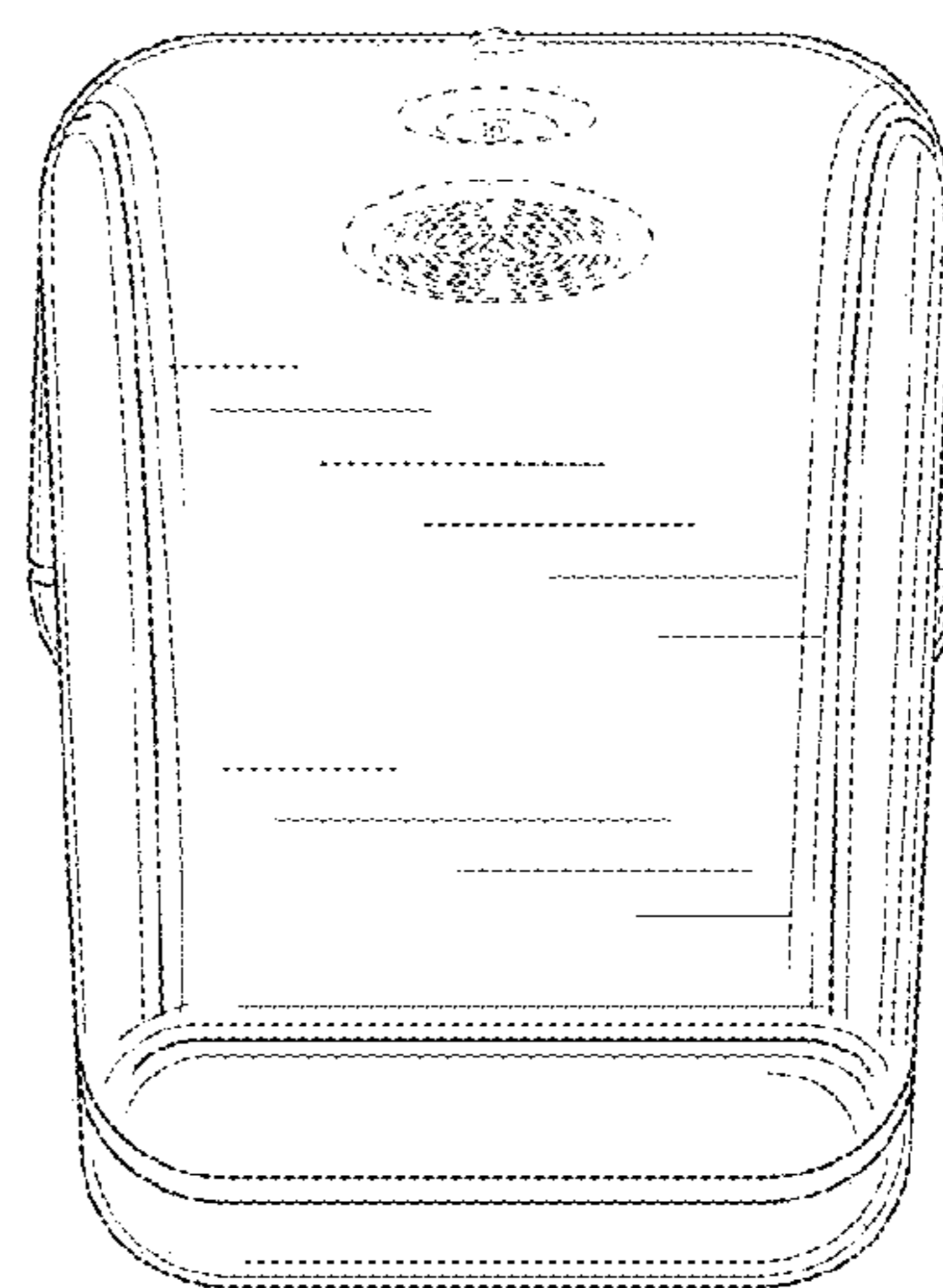


Fig. 4

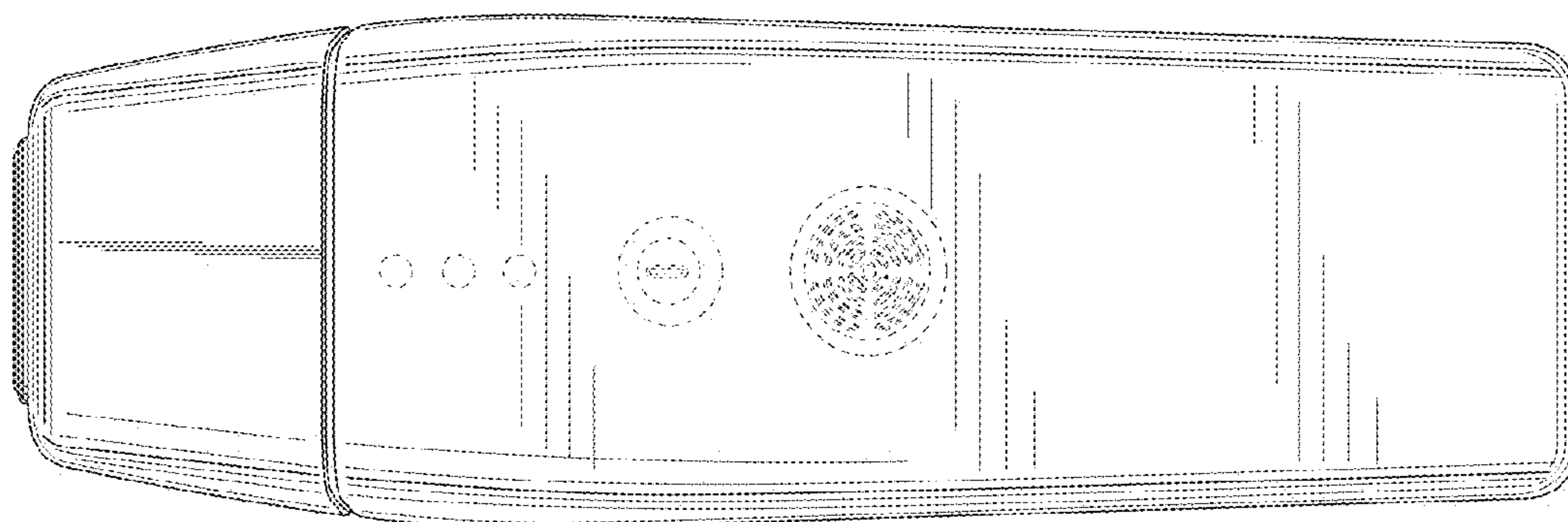


Fig. 5

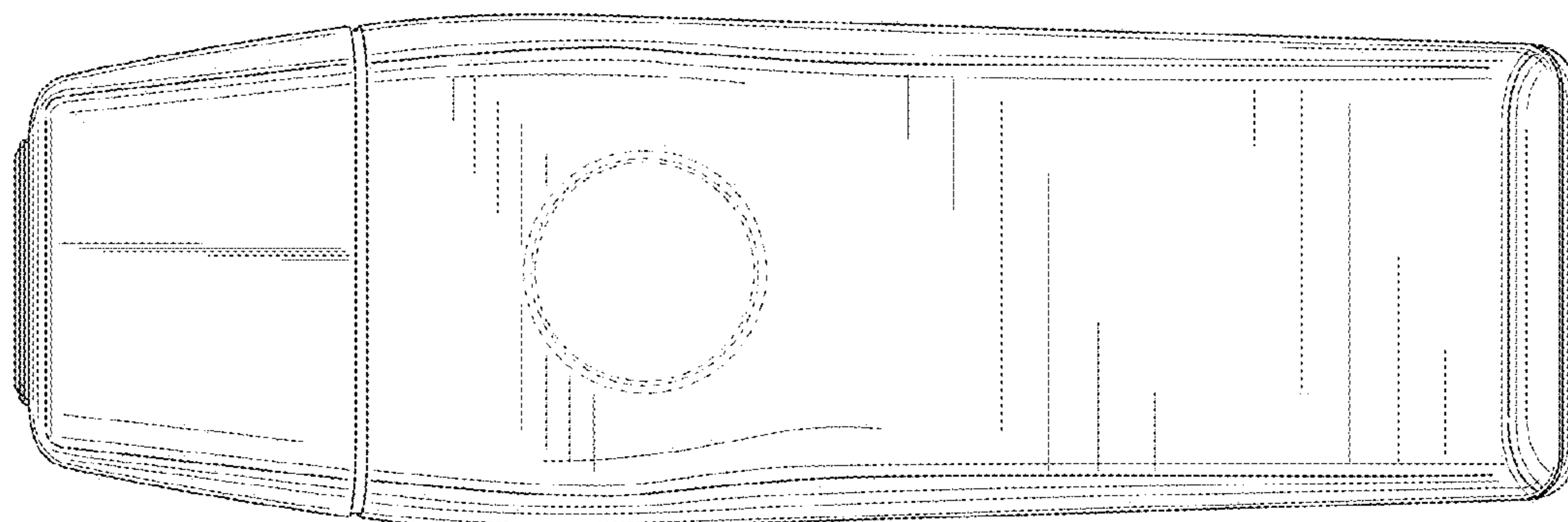


Fig. 6