



US00D765867S

(12) **United States Design Patent** (10) **Patent No.:** **US D765,867 S**
Pippel et al. (45) **Date of Patent:** **** Sep. 6, 2016**

(54) **ULTRASOUND DEVICE AND HOLDER**
(71) Applicant: **Access Business Group International LLC**, Ada, MI (US)
(72) Inventors: **Bradley J. Pippel**, Grandville, MI (US); **Sean T. Eurich**, Holland, MI (US); **Joe D. Doucet**, Brooklyn, NY (US); **Michael E. Miles**, Grand Rapids, MI (US); **Daniel L. Schlenk**, Grand Rapids, MI (US)
(73) Assignee: **Access Business Group International LLC**, Ada, MI (US)

D550,365 S	9/2007	Kitayama	
D554,264 S	10/2007	Watson et al.	
D636,087 S	4/2011	Loew et al.	
D636,088 S	4/2011	Loew et al.	
D653,347 S	1/2012	Tani et al.	
D687,153 S	7/2013	Torzilli	
D700,970 S	3/2014	Kim	
D702,358 S	4/2014	Shinohara et al.	
D703,337 S	4/2014	Fuhr et al.	
D705,939 S	5/2014	Bradley et al.	
D706,433 S	6/2014	Fuhr et al.	
D712,043 S	8/2014	Sliger	
D742,530 S *	11/2015	Pippel	D24/187
D742,531 S *	11/2015	Pippel	D24/187
2008/0064991 A1 *	3/2008	Suorsa	A61B 8/4444 601/2
2008/0249406 A1	10/2008	Naruse	
2008/0255456 A1 *	10/2008	Kye	600/459
2015/0320402 A1 *	11/2015	Ryu	A61B 8/4455 600/443

(**) Term: **15 Years**

(21) Appl. No.: **29/527,834**

(22) Filed: **May 22, 2015**

(51) **LOC (10) Cl.** **24-01**

(52) **U.S. Cl.**
USPC **D24/187**

(58) **Field of Classification Search**
USPC D24/185-187, 158, 138, 176, 214;
D10/78
CPC A61B 8/00; A61B 8/4444; A61B 8/4455;
A61B 8/4483; A61B 8/4461
See application file for complete search history.

(56) **References Cited**

U.S. PATENT DOCUMENTS

D226,583 S	3/1973	Welch	
D303,706 S	9/1989	King	
D323,034 S	1/1992	Reinstein	
D343,801 S	2/1994	Burns et al.	
5,482,047 A	1/1996	Nordgren et al.	
D369,307 S	4/1996	Imling et al.	
D375,450 S	11/1996	Bidwell et al.	
D389,919 S *	1/1998	Ninomiya	D24/186
D390,959 S	2/1998	Mesaros et al.	
D391,838 S	3/1998	Bidwell et al.	
6,746,402 B2	6/2004	Ustuner	

* cited by examiner

Primary Examiner — Wan Laymon

(74) *Attorney, Agent, or Firm* — Warner Norcross and Judd LLP

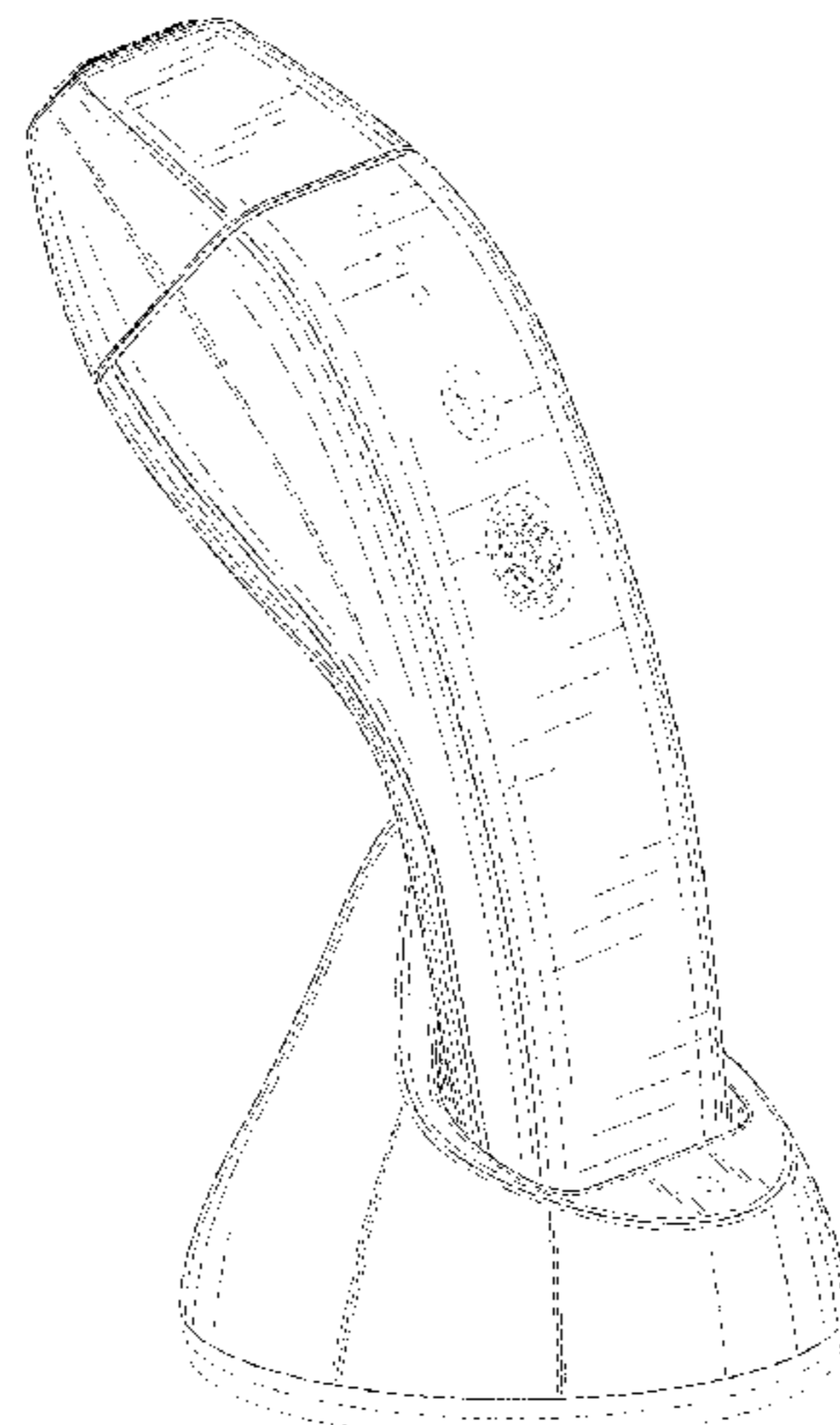
(57) **CLAIM**

The ornamental design for an ultrasound device and holder, as shown and described.

DESCRIPTION

FIG. 1 is a perspective view of the ultrasound device and holder embodying the new design;
FIG. 2 is a right side view of the design, the left side view being a mirror image thereof;
FIG. 3 is a top view thereof;
FIG. 4 is a bottom view thereof;
FIG. 5 is a rear view thereof; and,
FIG. 6 is a front view thereof.
The portions shown in broken lines in FIGS. 1-6 are shown for environmental purposes and form no part of the claimed design. The broken lines immediately adjacent to solid lines form the boundary of the claimed design.

1 Claim, 5 Drawing Sheets



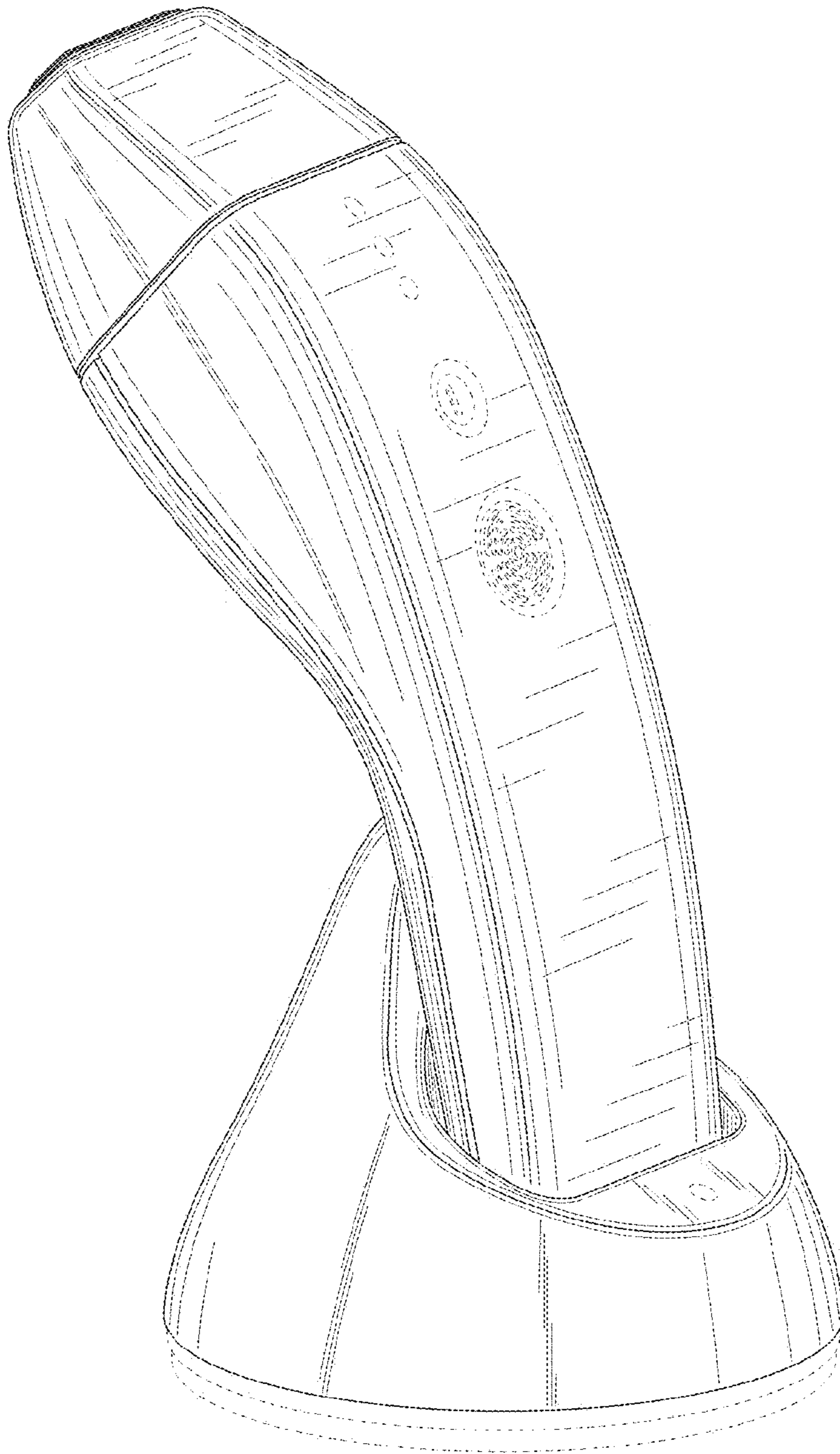


Fig. 1




Fig. 2

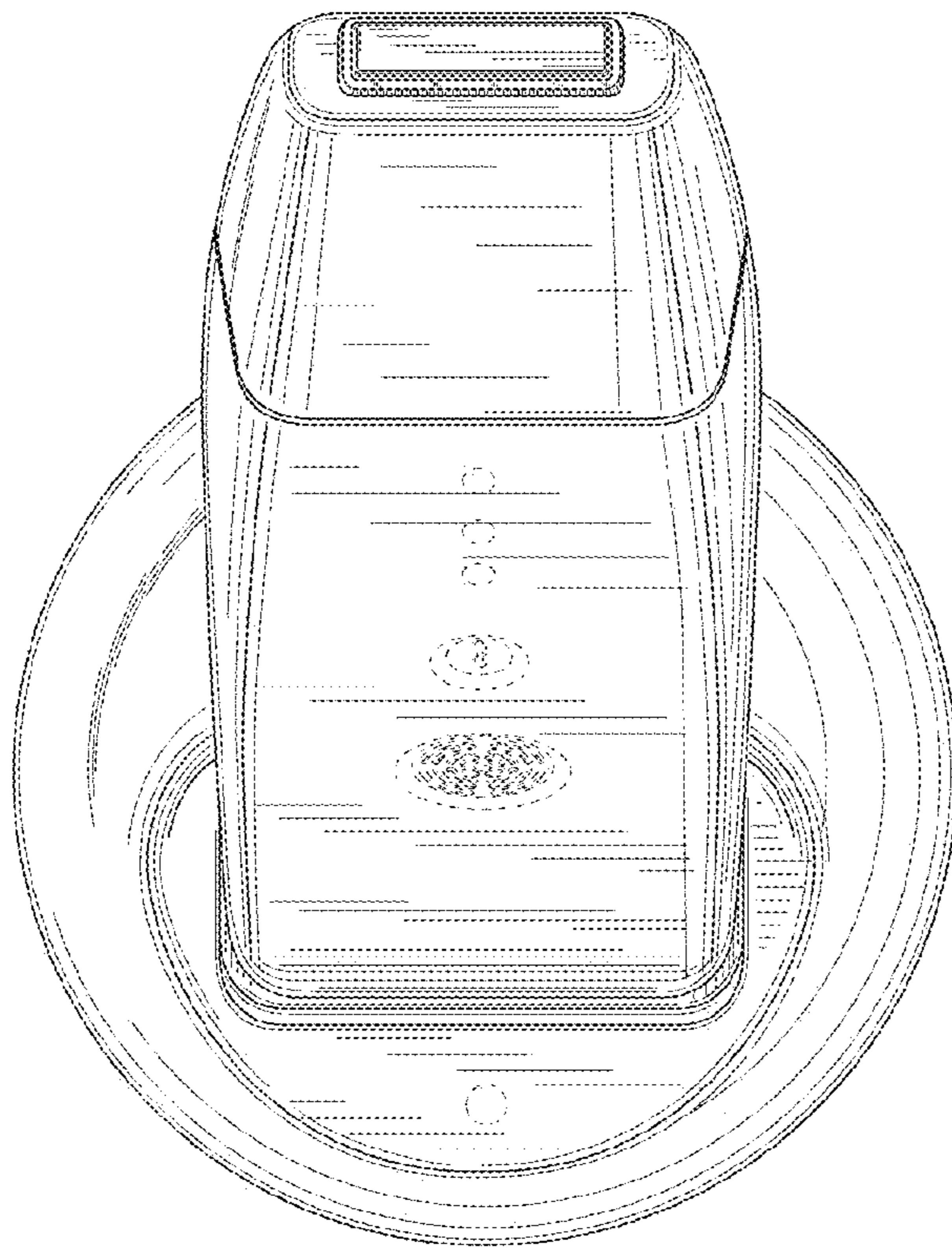


Fig. 3

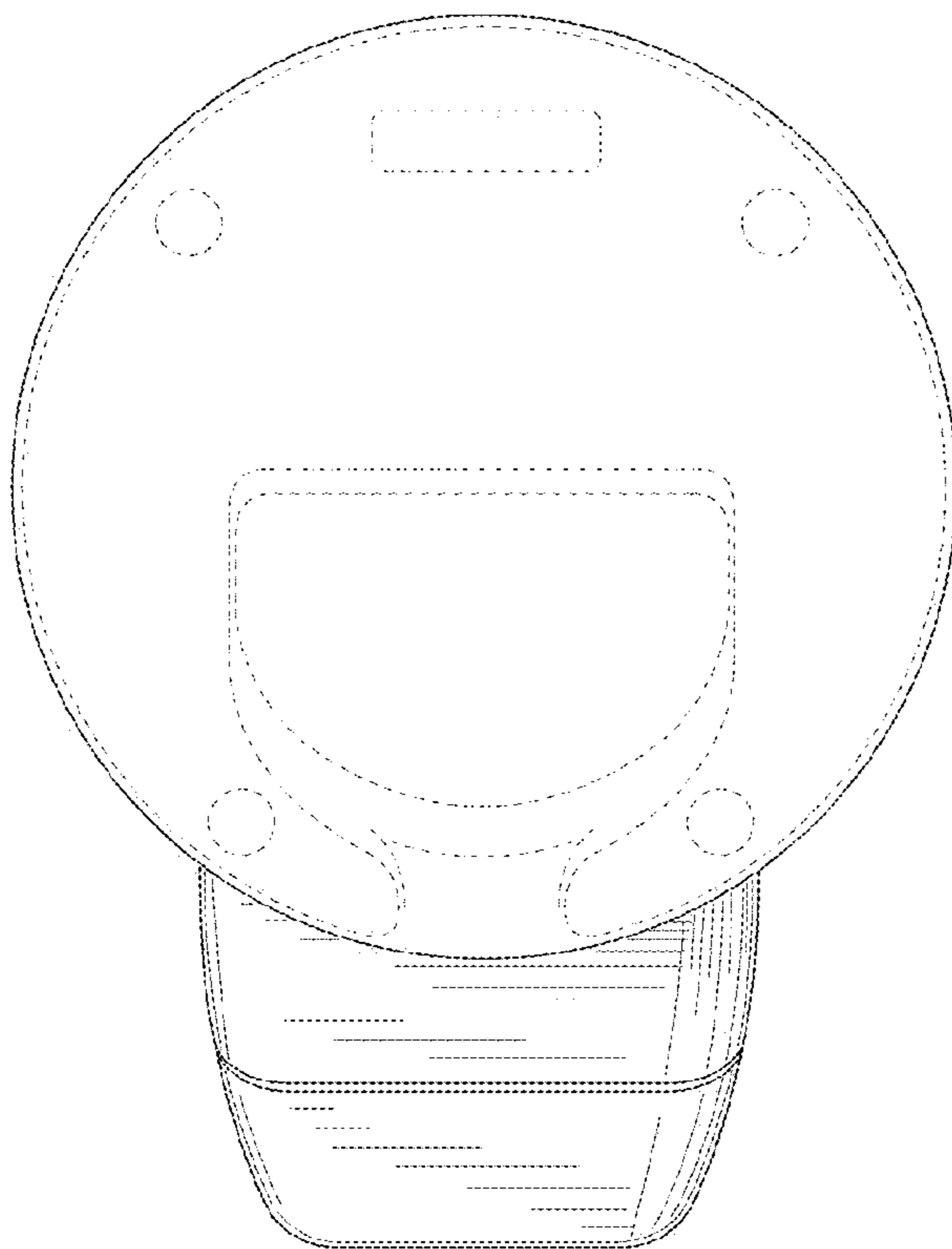


Fig. 4

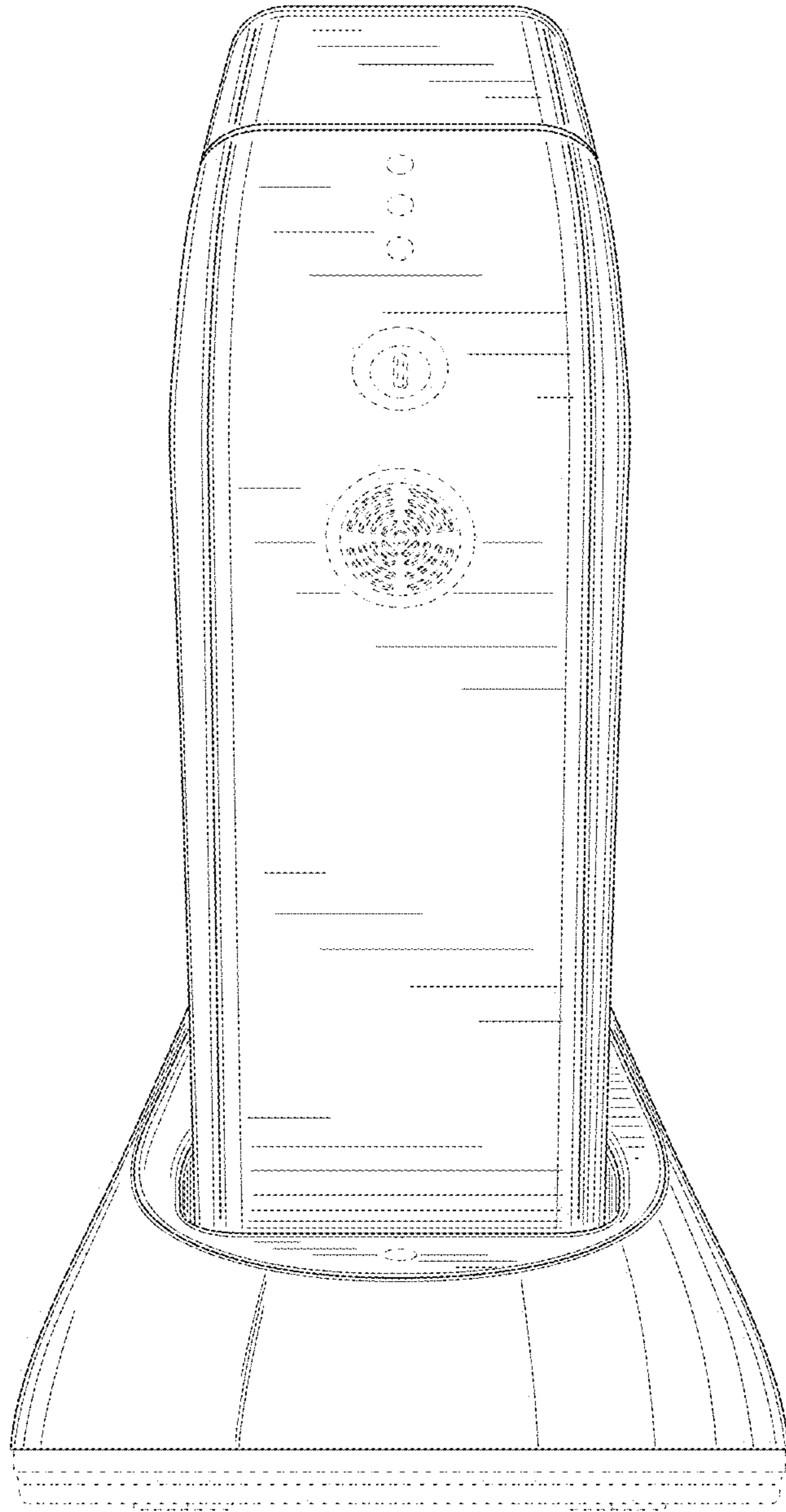


Fig. 5

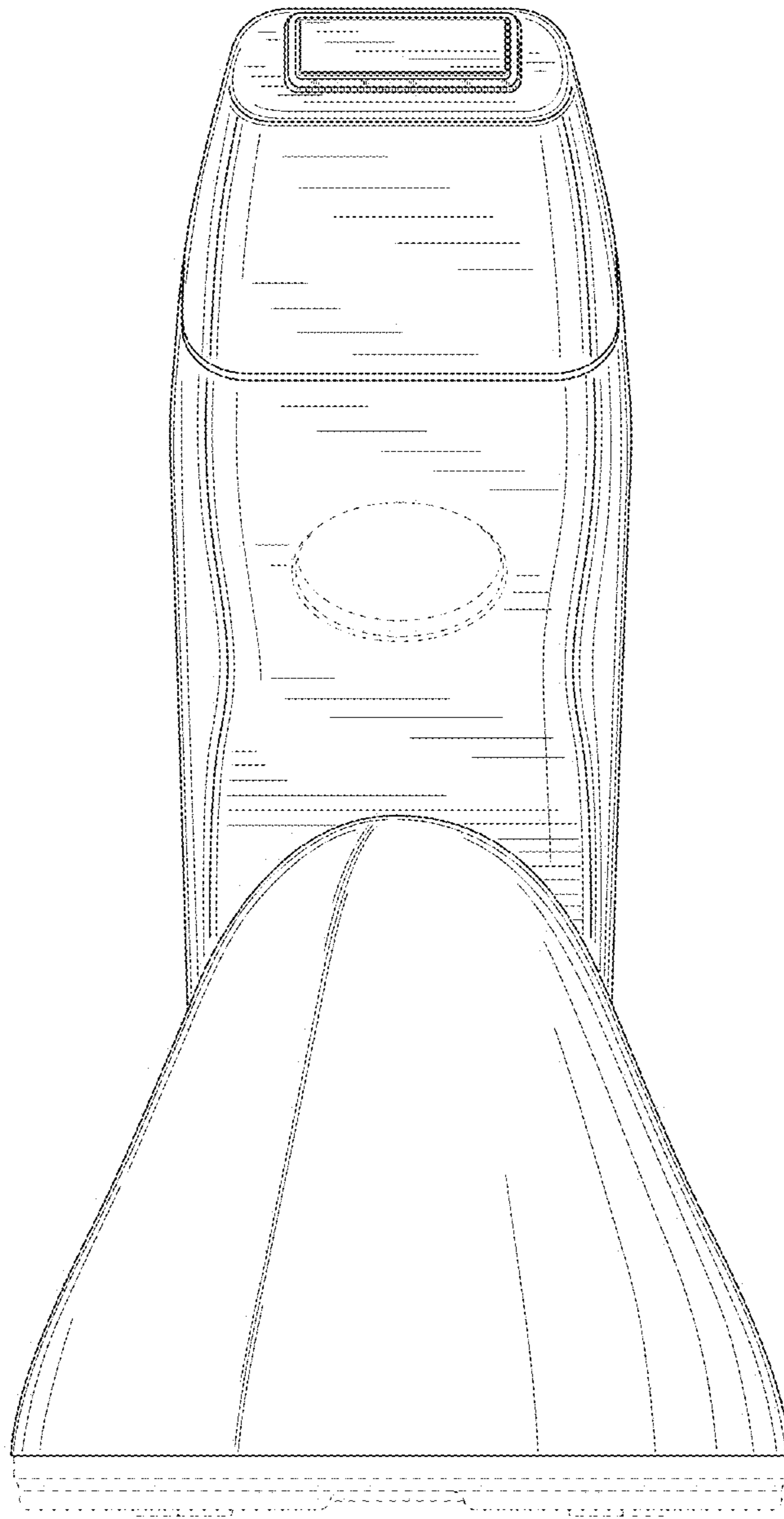


Fig. 6