

US00D765848S

(12) **United States Design Patent** (10) **Patent No.:** **US D765,848 S**
Su (45) **Date of Patent:** **** Sep. 6, 2016**

(54) **FOREHEAD IMPLANT**
(71) Applicant: **SHAWHAN BIOMEDICAL CO., LTD., Taipei (TW)**
(72) Inventor: **Sea-Quan Su, Taipei (TW)**
(73) Assignee: **SHAWHAN BIOMEDICAL CO., LTD., Taipei (TW)**
(**) Term: **14 Years**
(21) Appl. No.: **29/517,768**
(22) Filed: **Feb. 17, 2015**
(51) **LOC (10) Cl.** **24-02**
(52) **U.S. Cl.**
USPC **D24/155**
(58) **Field of Classification Search**
USPC D24/155-157
CPC A61F 2002/2807; A61F 2/2803;
A61F 2/0059; A61F 2/2875; A61B 17/176
See application file for complete search history.

5,728,157 A * 3/1998 Prescott A61B 17/0057
424/423
5,977,431 A * 11/1999 Knapp A61B 5/117
623/23.72
6,277,150 B1 * 8/2001 Crawley A61F 2/0059
623/17.18
D743,032 S * 11/2015 Core D24/155
2002/0159982 A1 * 10/2002 Bonassar A61L 27/16
424/93.7
2006/0041262 A1 * 2/2006 Calvert A61B 17/80
606/76
2006/0217813 A1 * 9/2006 Posnick A61F 2/2875
623/17.18
2007/0067041 A1 * 3/2007 Kotoske A61F 2/02
623/17.18
2010/0023130 A1 * 1/2010 Henry A61L 27/48
623/17.18

* cited by examiner

Primary Examiner — Charles Hanson
(74) *Attorney, Agent, or Firm* — CKC & Partners Co., Ltd.

(57) **CLAIM**
The ornamental design for a forehead implant, as shown and described.

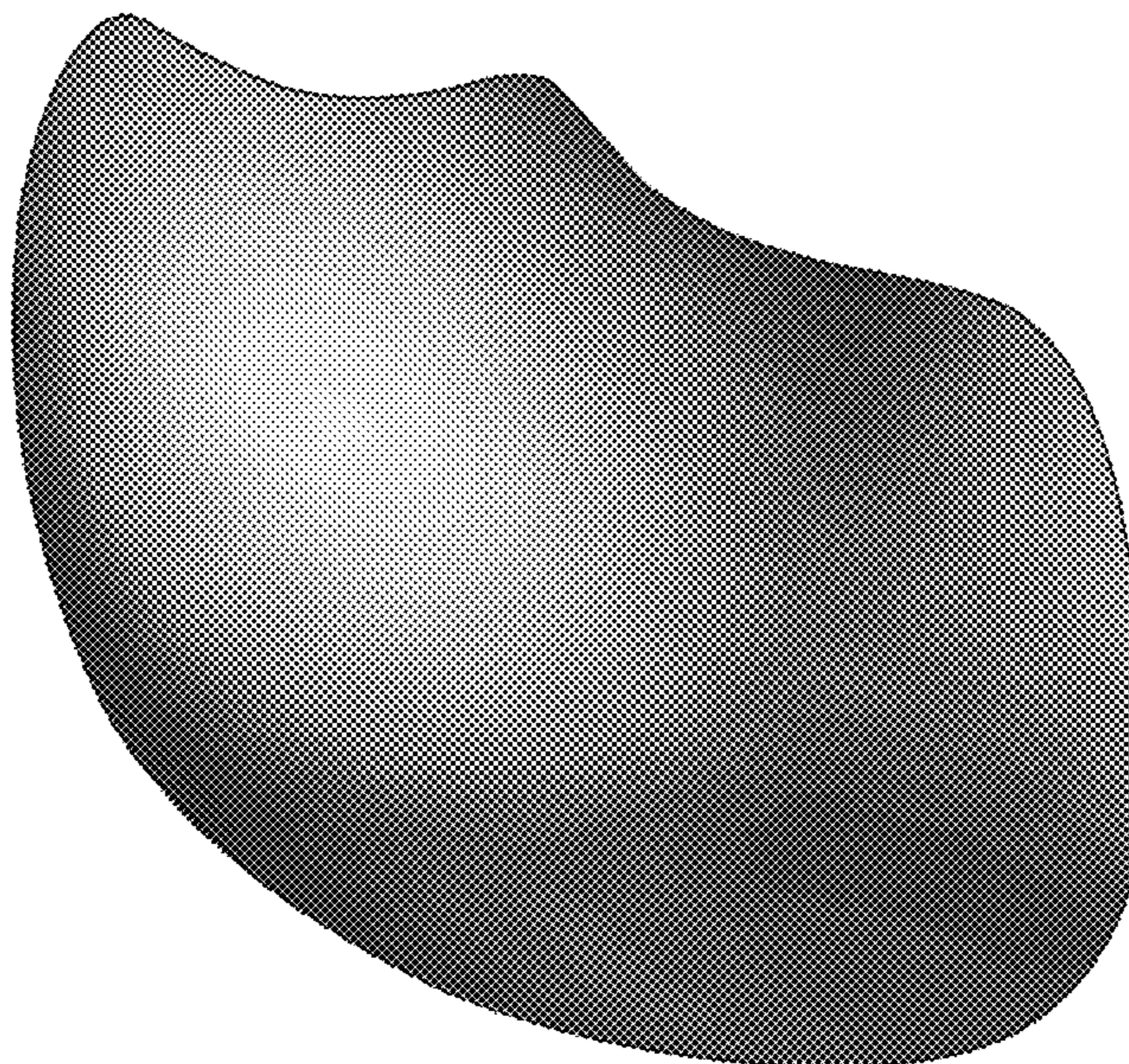
(56) **References Cited**
U.S. PATENT DOCUMENTS

4,344,191 A * 8/1982 Wagner A61F 2/2803
623/17.18
4,990,160 A * 2/1991 Terino A61F 2/2803
623/17.18
D326,157 S * 5/1992 Giunta D24/155
5,133,754 A * 7/1992 Laghi A61F 2/0059
623/10
5,195,951 A * 3/1993 Giampapa A61F 2/2803
623/17.17
5,514,179 A * 5/1996 Brennan A61F 2/0059
623/17.18

DESCRIPTION

FIG. 1 is a perspective view of a forehead implant showing my new design;
FIG. 2 is a front view thereof;
FIG. 3 is a rear view thereof;
FIG. 4 is a left side view thereof;
FIG. 5 is a right side view thereof;
FIG. 6 is a top view thereof; and,
FIG. 7 is a bottom view thereof.

1 Claim, 7 Drawing Sheets






Fig. 1




Fig. 2

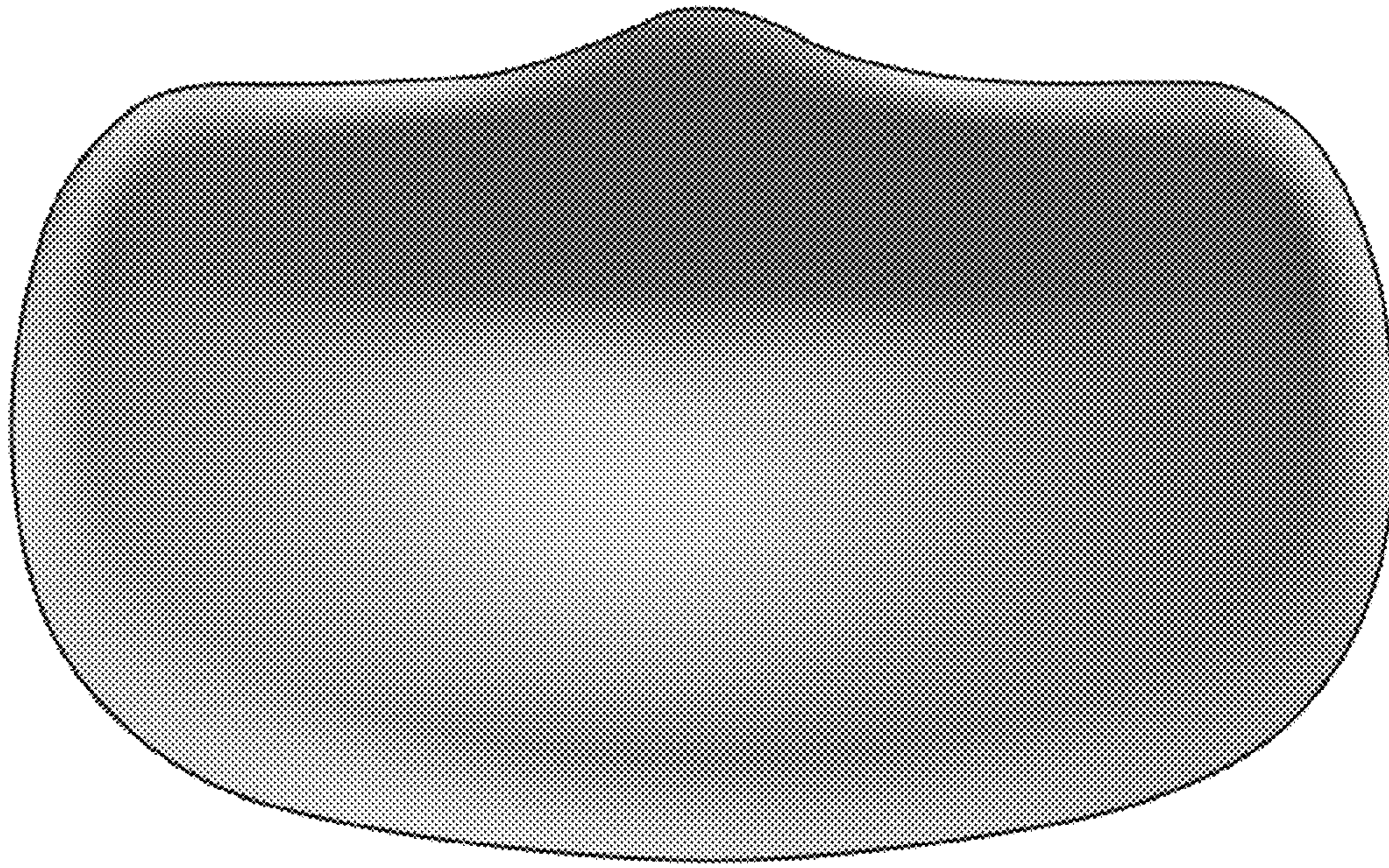


Fig. 3




Fig. 4




Fig. 5

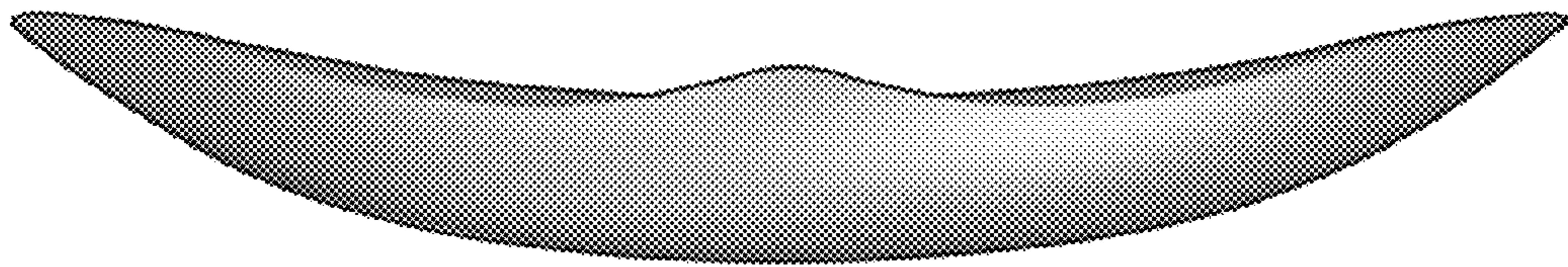


Fig. 6

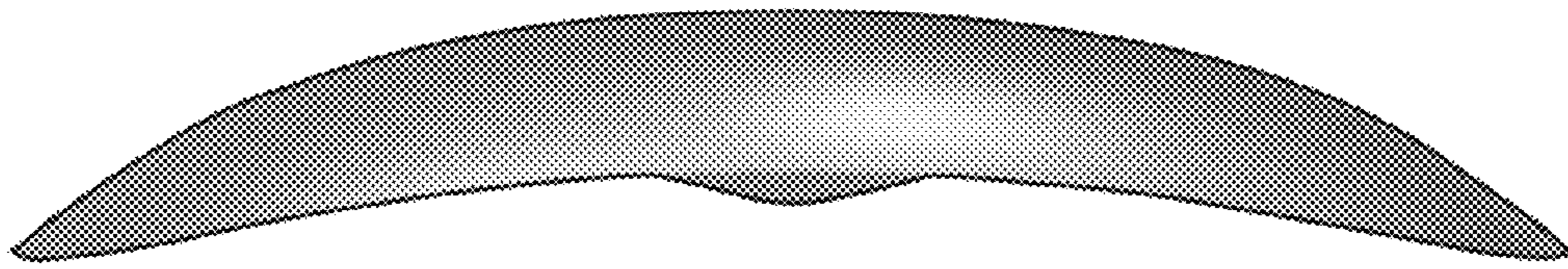


Fig. 7