



US00D765825S

(12) **United States Design Patent** (10) **Patent No.:** **US D765,825 S**
O’Kane et al. (45) **Date of Patent:** **** Sep. 6, 2016**

(54) **FRAGRANCE WAX MELT BAR IN TRAY**
(71) Applicant: **FAULTLESS STARCH/BON AMI COMPANY**, Kansas City, MO (US)
(72) Inventors: **Catherine Ann O’Kane**, Kansas City, MO (US); **Joseph Michael Rowley, Jr.**, Fairway, KS (US)
(73) Assignee: **FAULTLESS STARCH/BON AMI COMPANY**, Kansas City, MO (US)
(**) Term: **15 Years**
(21) Appl. No.: **29/536,270**
(22) Filed: **Aug. 14, 2015**
(51) **LOC (10) Cl.** **28-99**
(52) **U.S. Cl.**
USPC **D23/366**
(58) **Field of Classification Search**
USPC D23/355–369; D28/5, 6; 261/DIG. 17, 261/DIG. 42, DIG. 47, DIG. 55, DIG. 65, 261/DIG. 70, DIG. 88, DIG. 89; 392/386, 392/389, 394, 395, 403; 239/34, 44, 45, 53, 239/56; D2/121, 127; D7/357, 553.4, D7/553.8, 703; D9/762, 759, 756
CPC A61L 9/02; A61L 9/03; A61L 9/034; A61L 9/04; A61L 9/12; A61L 9/032; A61L 9/122; A61L 9/127; A61L 9/22
See application file for complete search history.

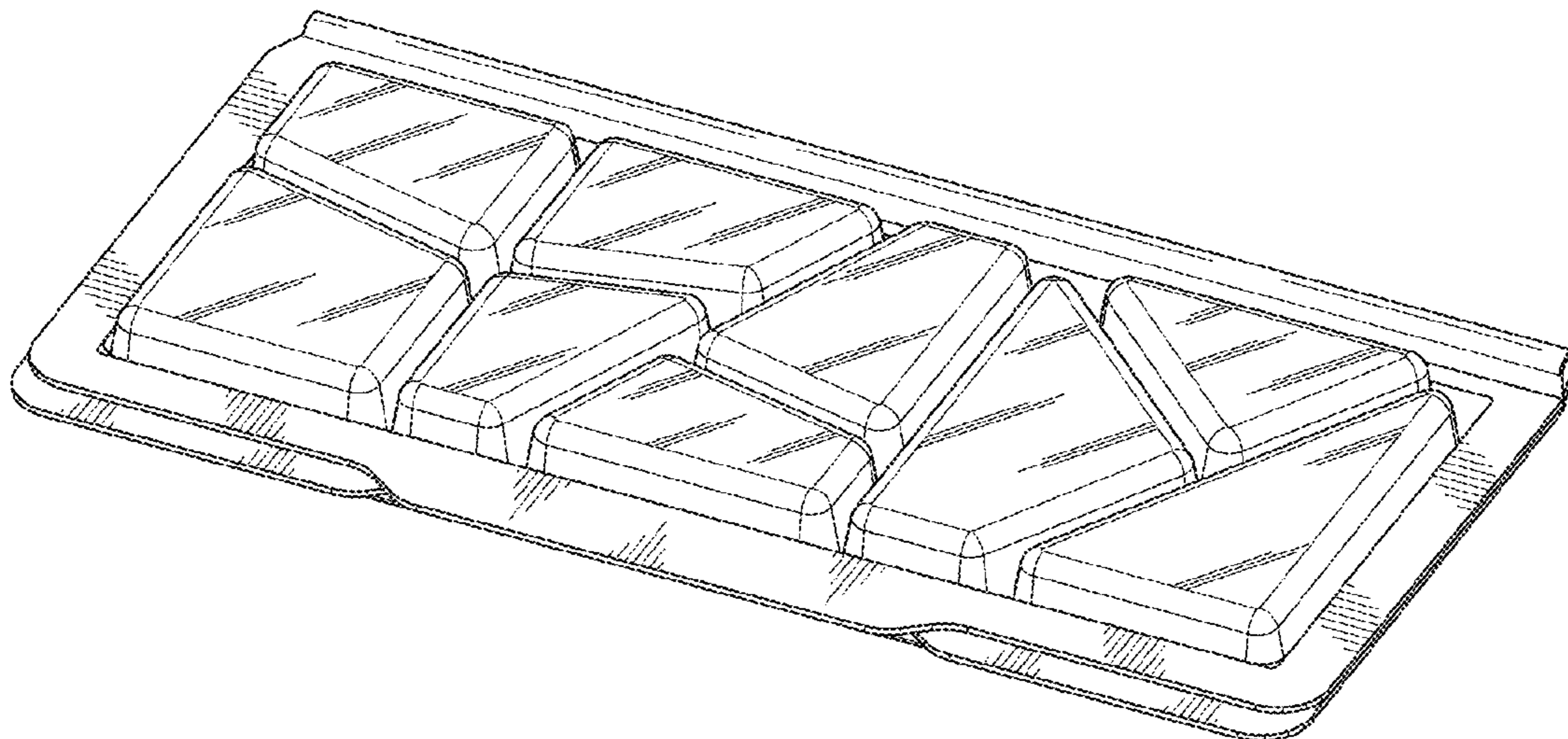
(56) **References Cited**
U.S. PATENT DOCUMENTS
D397,802 S * 9/1998 Terry D25/113
D713,116 S * 9/2014 Dingley D1/121
D719,718 S * 12/2014 Schweitzer D1/121
* cited by examiner
Primary Examiner — Sandra Snapp
(74) *Attorney, Agent, or Firm* — Stinson Leonard Street LLP

(57) **CLAIM**
The ornamental design for a fragrance wax melt bar in tray, as shown and described.

DESCRIPTION

FIG. 1 is a front perspective view of the fragrance wax melt bar in tray;
FIG. 2 is a top plan view of the fragrance wax melt bar in tray of FIG. 1;
FIG. 3 is a bottom plan view of the fragrance wax melt bar in tray of FIG. 1;
FIG. 4 is a front side elevational view of the fragrance wax melt bar in tray of FIG. 1;
FIG. 5 is a rear side elevational view of the fragrance wax melt bar in tray of FIG. 1;
FIG. 6 is a left elevational view of the fragrance wax melt bar in tray of FIG. 1; and,
FIG. 7 is a right elevational view of the fragrance wax melt bar in tray of FIG. 1.

1 Claim, 2 Drawing Sheets



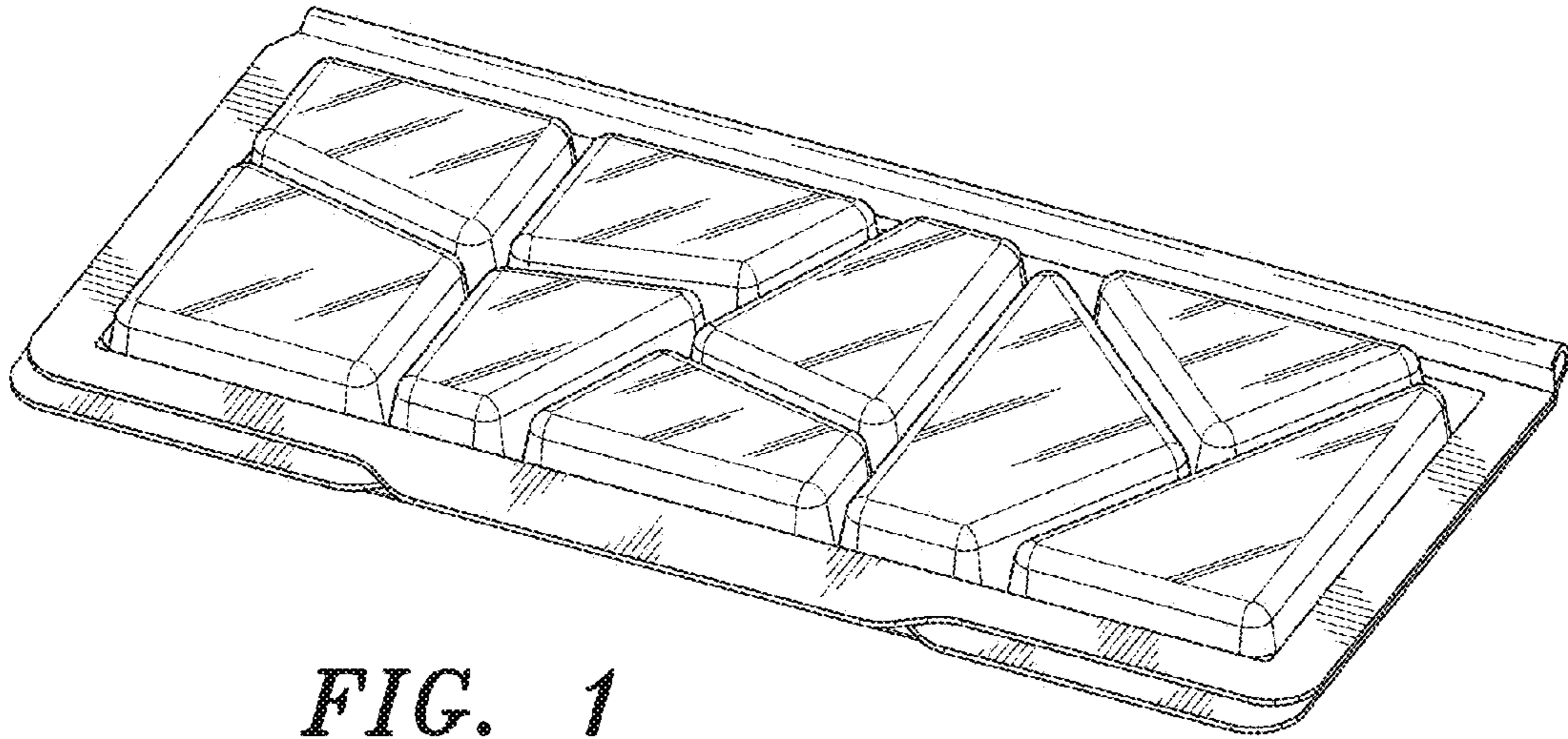


FIG. 1

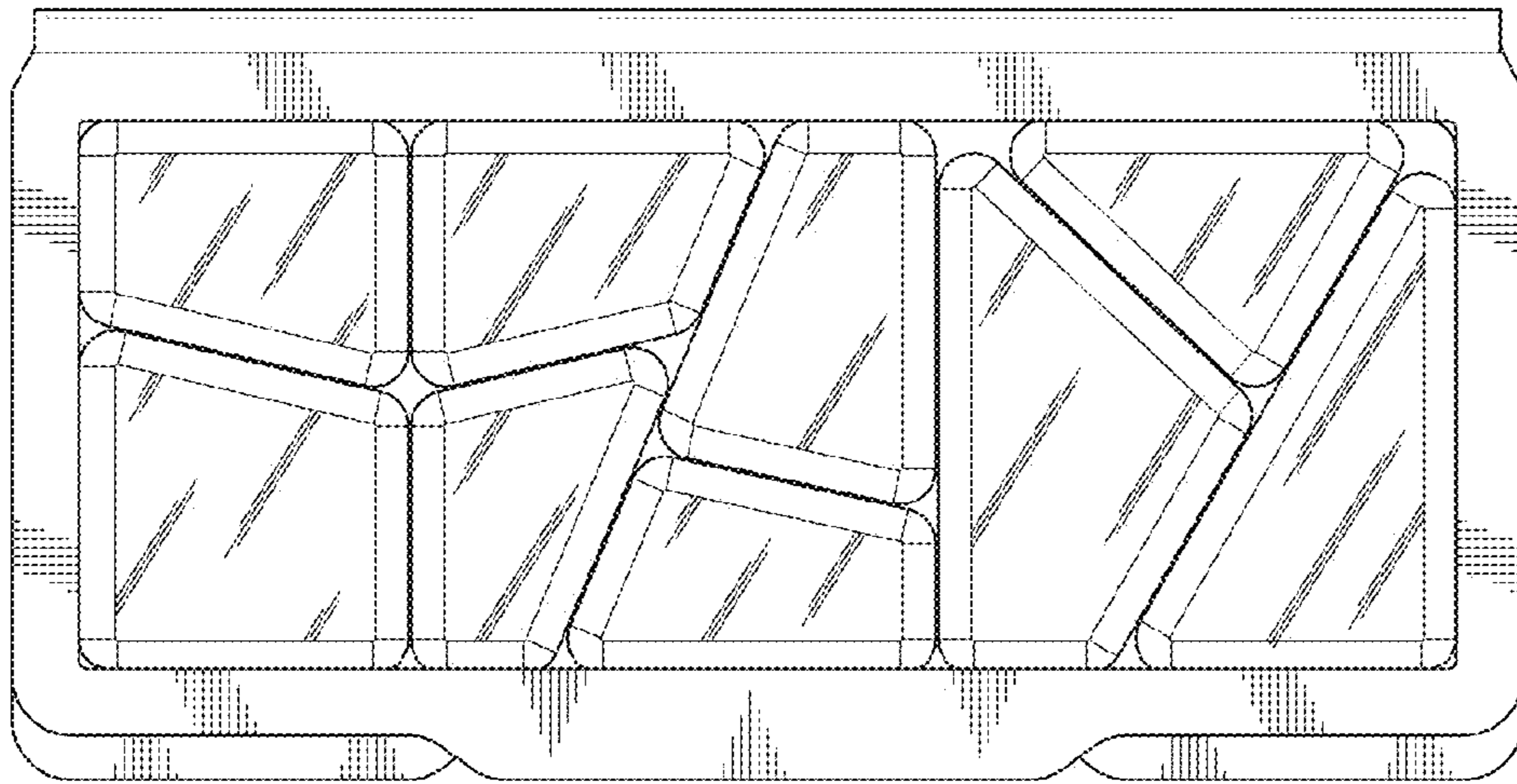


FIG. 2

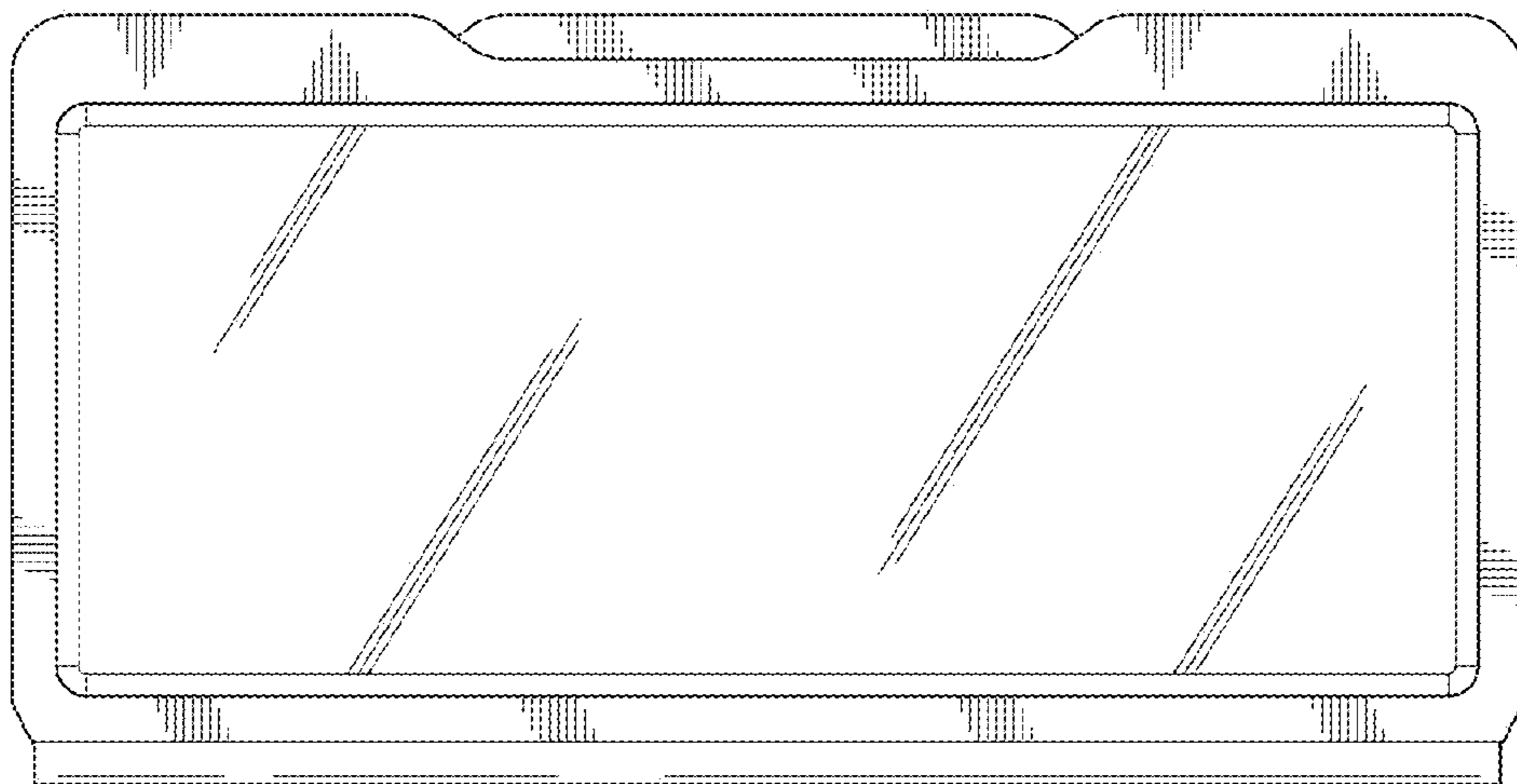


FIG. 3

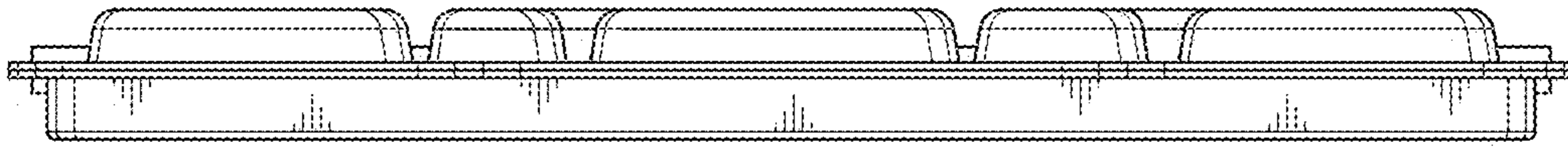


FIG. 4




FIG. 5

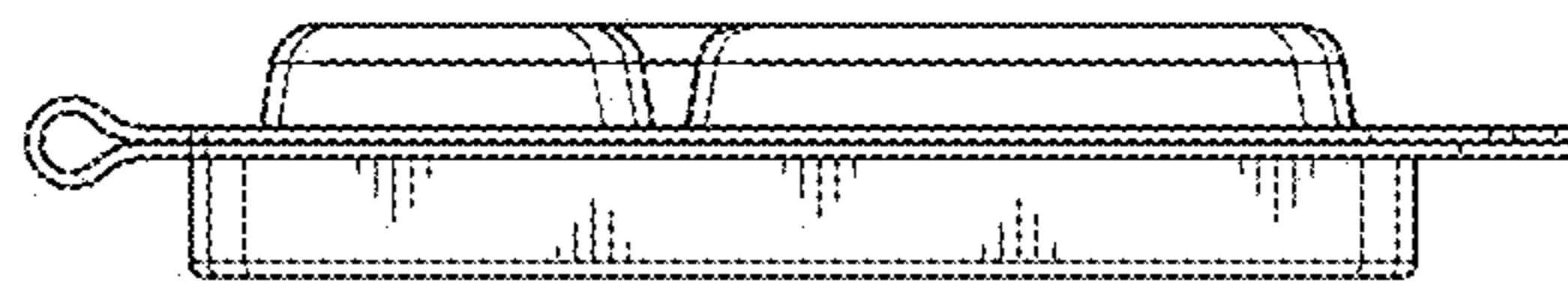


FIG. 6




FIG. 7