

US00D765808S

(12) **United States Design Patent** (10) **Patent No.:** **US D765,808 S**  
**Cardani et al.** (45) **Date of Patent:** **\*\* Sep. 6, 2016**

(54) **GOLF CLUB HEAD**  
 (71) Applicant: **NIKE, Inc.**, Beaverton, OR (US)  
 (72) Inventors: **Jason Cardani**, Portland, OR (US);  
**Andrew G. V. Oldknow**, Beaverton,  
 OR (US); **Michael Prichard**, Portland,  
 OR (US)  
 (73) Assignee: **NIKE, Inc.**, Beaverton, OR (US)

D524,398 S 7/2006 Madore et al.  
 D524,399 S 7/2006 Madore et al.  
 D532,858 S 11/2006 Rice  
 D544,560 S 6/2007 Oldknow  
 D565,683 S \* 4/2008 Homma ..... D21/759  
 D565,684 S \* 4/2008 Homma ..... D21/759  
 D577,405 S 9/2008 Oldknow et al.  
 D584,782 S 1/2009 Barez et al.  
 D584,783 S 1/2009 Barez et al.  
 D584,784 S 1/2009 Barez et al.  
 D591,811 S 5/2009 Bosilkovski et al.  
 D591,812 S 5/2009 Breier et al.  
 D592,258 S 5/2009 Bosilkovski et al.

(\*\*) Term: **15 Years**

(Continued)

(21) Appl. No.: **29/528,460**

**OTHER PUBLICATIONS**

(22) Filed: **May 28, 2015**

Edwin Watts Golf Catalog, Spring 2010; pp. 7, published Spring 2010.

(51) **LOC (10) Cl.** ..... **21-02**

(Continued)

(52) **U.S. Cl.**

USPC ..... **D21/759**

(58) **Field of Classification Search**

USPC ..... D21/733, 752, 759

CPC ..... A63B 53/04; A63B 53/0466; A63B  
2053/002; A63B 2053/0445; A63B  
2053/0433; A63B 2053/0437; A63B  
2053/0491

*Primary Examiner* — Mitchell Siegel

(74) *Attorney, Agent, or Firm* — Banner & Witcoff, Ltd.

See application file for complete search history.

(57)

**CLAIM**

The ornamental design for a golf club head, as shown and described.

**DESCRIPTION**

(56) **References Cited**

**U.S. PATENT DOCUMENTS**

D84,525 S	6/1931	Klin
D179,818 S	3/1957	Penna
D187,401 S	3/1960	Whittle
D200,416 S	2/1965	Leeah
D245,442 S	8/1977	Becker
D393,031 S	3/1998	Cameron
5,772,529 A	6/1998	Ruth, Jr.
D449,088 S	10/2001	Rollinson et al.
D461,513 S	8/2002	Madore et al.
D461,862 S	8/2002	Madore et al.
D475,107 S	5/2003	Madore
D496,084 S	9/2004	Imamoto
D502,520 S	3/2005	Dogan et al.
D518,538 S	4/2006	Ines et al.

FIG. 1 is a first perspective view of a golf club head showing our new design;

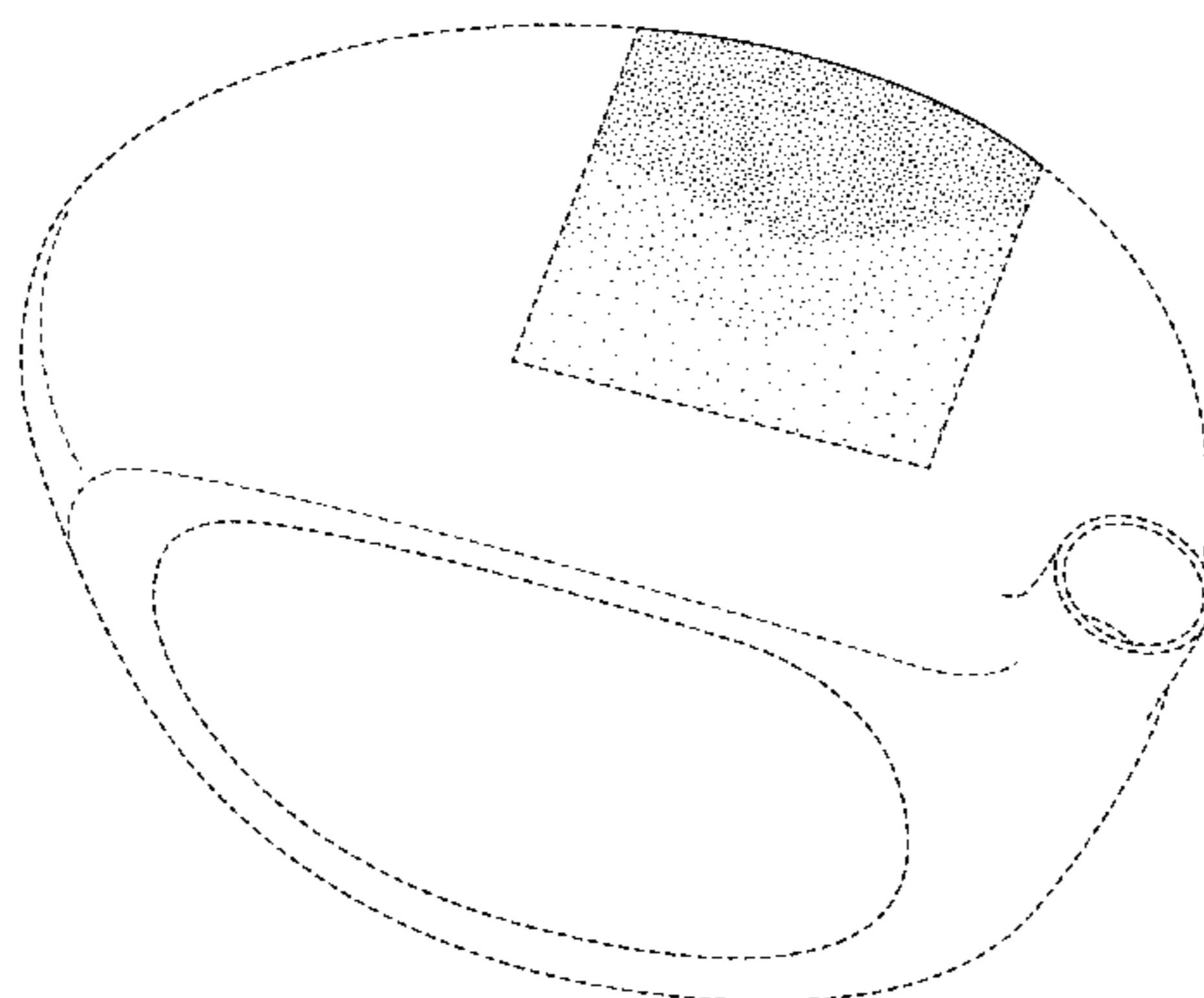
FIG. 2 is a top view thereof;

FIG. 3 is a second perspective view thereof; and,

FIG. 4 is an enlarged view of FIG. 2 shown in isolation from the environment.

The broken lines immediately adjacent to the shaded area represent unclaimed boundaries of the design. The contrast in shading represents a contrast in appearance only and does not represent any particular color, material, texture or finish. The broken lines showing the remainder of the golf club are for environmental purposes only and form no part of the claimed design.

**1 Claim, 4 Drawing Sheets**



(56)

References Cited

U.S. PATENT DOCUMENTS

D596,255 S 7/2009 Oldknow  
D600,767 S \* 9/2009 Horacek ..... D21/759  
D604,782 S 11/2009 Franklin  
7,682,262 B2 3/2010 Soracco et al.  
7,828,669 B1 \* 11/2010 Stites ..... A63B 53/0466  
473/219  
7,931,545 B2 4/2011 Soracco et al.  
D637,670 S \* 5/2011 Foster ..... D21/752  
D643,890 S 8/2011 Piniarski et al.  
D643,891 S 8/2011 Piniarski et al.  
D643,892 S 8/2011 McGrorty  
D643,899 S 8/2011 Piniarski et al.  
8,128,509 B2 3/2012 Soracco et al.  
D662,560 S 6/2012 Piniarski et al.  
D667,068 S \* 9/2012 Loudenslager ..... D21/759  
8,348,780 B2 1/2013 Stites  
8,690,700 B2 \* 4/2014 Flaherty ..... A63B 53/0466  
473/219

8,740,717 B2 6/2014 Stites  
D709,570 S 7/2014 Miraflor, III et al.  
D710,467 S 8/2014 Miraflor, III et al.  
D711,992 S \* 8/2014 Miraflor, III ..... D21/759  
D711,993 S 8/2014 Miraflor, III et al.  
D712,989 S 9/2014 Gillig  
D716,392 S \* 10/2014 Lee ..... D21/759  
2007/0032313 A1 2/2007 Serrano et al.  
2010/0304878 A1 \* 12/2010 Reichow ..... A63B 53/007  
473/251  
2011/0081982 A1 \* 4/2011 John ..... A63B 53/0466  
473/242

OTHER PUBLICATIONS

Golfsmith Catalog, Spring 2010; pp. 25, published Spring 2010.  
Golfsmith Catalog, Spring 2010; pp. 34, published Spring 2010.  
Golfsmith Catalog, Spring 2010; pp. 29, published Spring 2010.

\* cited by examiner

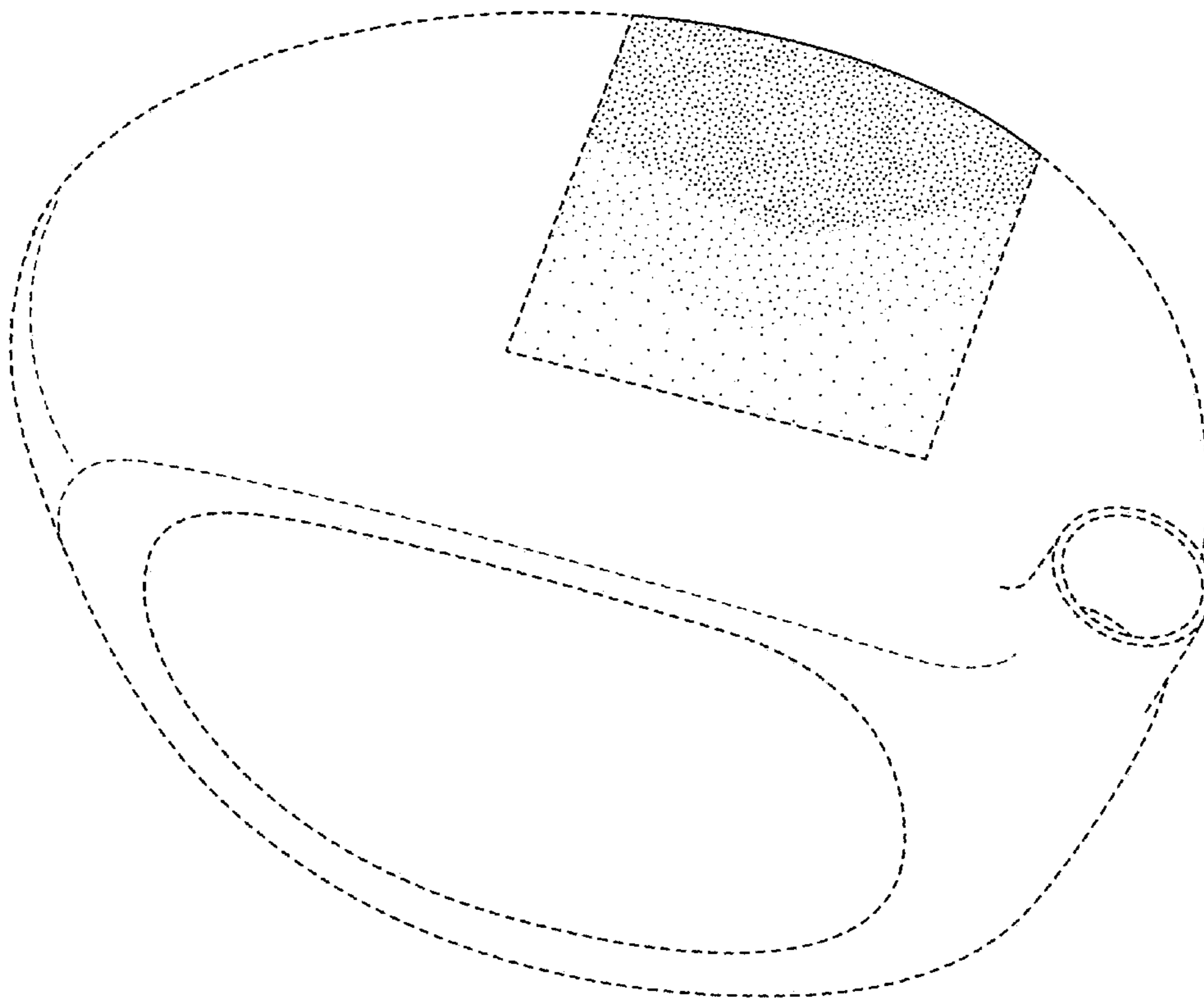


FIG. 1

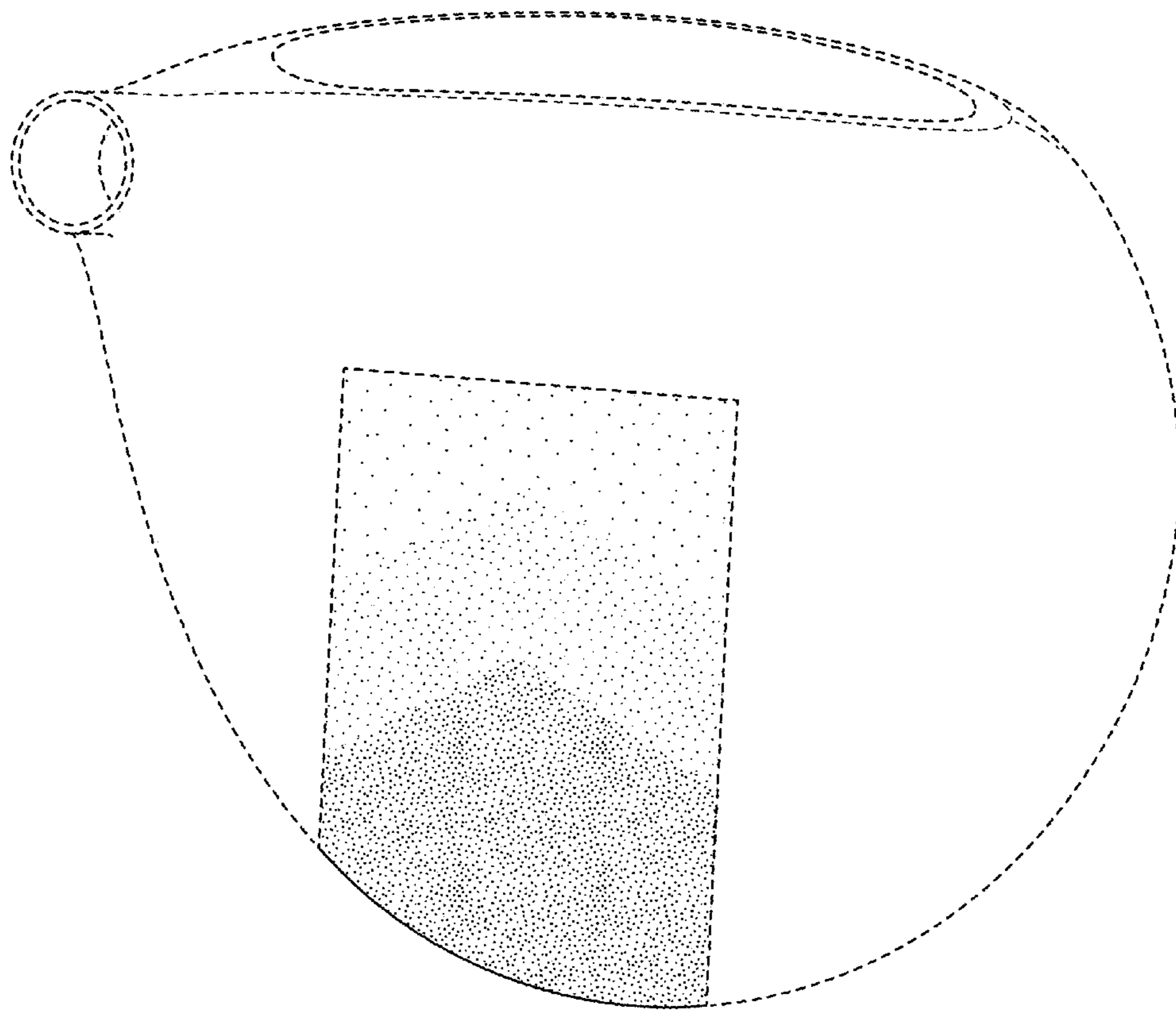


FIG. 2

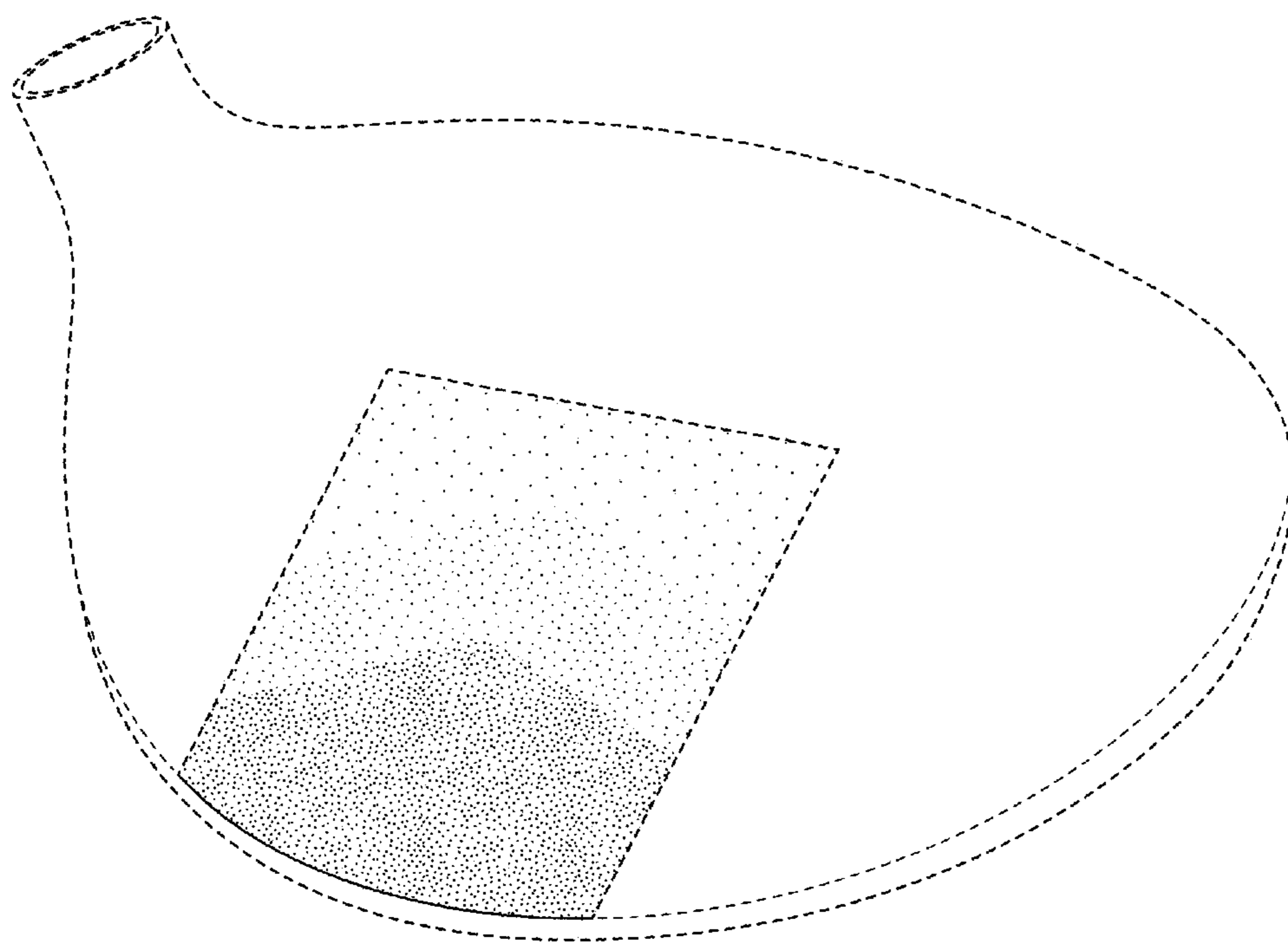


FIG. 3



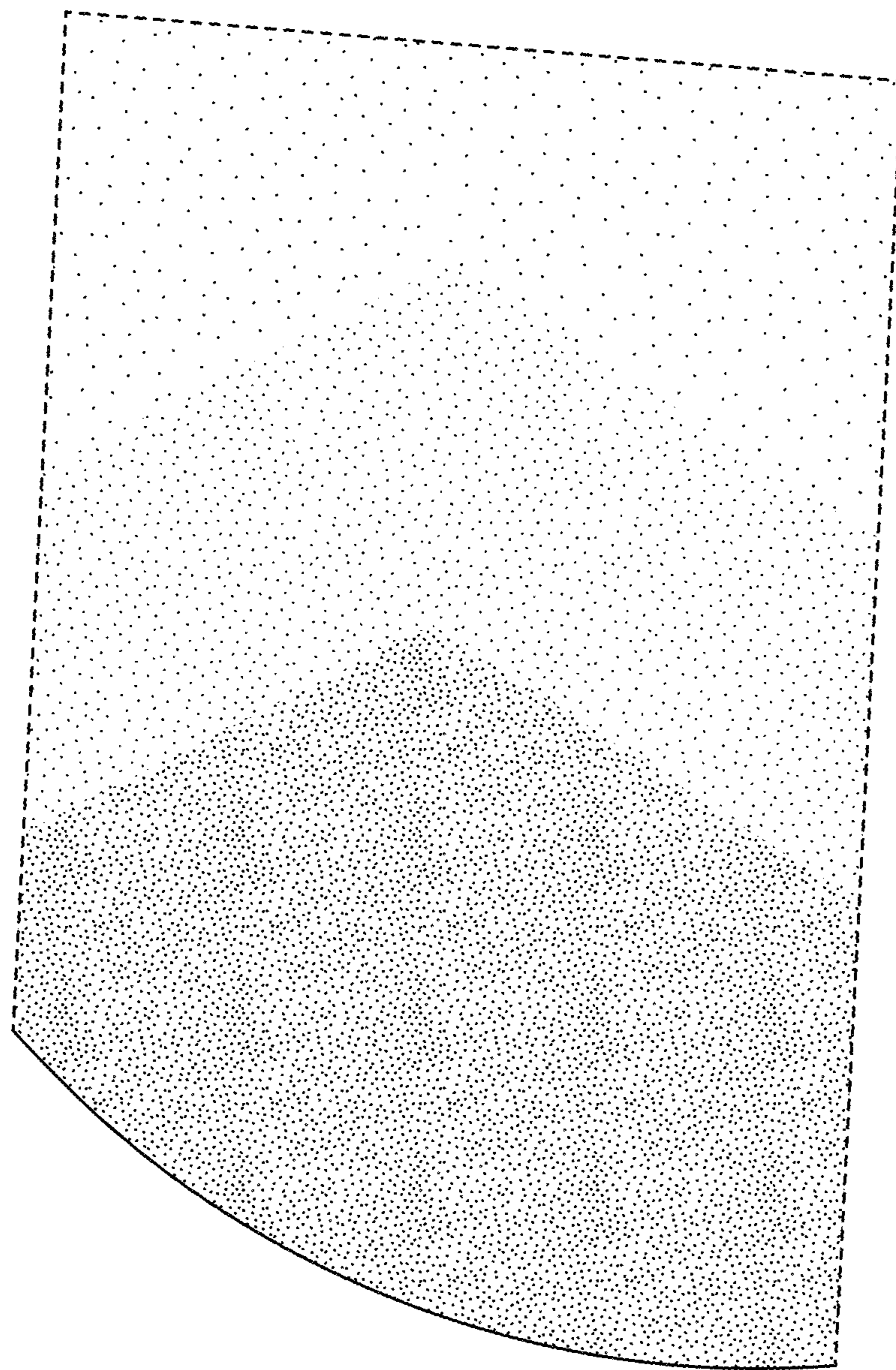


FIG. 4