



US00D765805S

(12) **United States Design Patent** (10) **Patent No.:** **US D765,805 S**
Song et al. (45) **Date of Patent:** **** Sep. 6, 2016**

(54) **GOLF CLUB HEAD**
(71) Applicant: **Acushnet Company**, Fairhaven, MA (US)
(72) Inventors: **Yu-Jin Song**, San Marcos, CA (US); **Gentry Ferguson**, Encinitas, CA (US)
(73) Assignee: **Acushnet Company**, Fairhaven, MA (US)
(**) Term: **14 Years**
(21) Appl. No.: **29/511,043**
(22) Filed: **Dec. 5, 2014**
(51) **LOC (10) Cl.** **21-02**
(52) **U.S. Cl.**
USPC **D21/752**
(58) **Field of Classification Search**
USPC D21/733, 752, 759
CPC A63B 53/04; A63B 53/0466; A63B 2053/002; A63B 2053/0445; A63B 2053/0433; A63B 2053/0457; A63B 2053/0491
See application file for complete search history.

D526,374 S * 8/2006 Kawami D21/759
D532,471 S * 11/2006 Oldknow D21/752
D532,854 S * 11/2006 Oldknow D21/752
D536,401 S * 2/2007 Kawami D21/759
D553,210 S * 10/2007 Harvell D21/752
D553,211 S * 10/2007 Harvell D21/752
D553,216 S * 10/2007 Harvell D21/759
D553,217 S * 10/2007 Harvell D21/759
D556,280 S * 11/2007 Madore D21/752
D602,544 S * 10/2009 Oldknow D21/752
D606,144 S 12/2009 Kim et al.
D615,139 S 5/2010 Kim et al.
D619,182 S 7/2010 Foster et al.
D631,111 S * 1/2011 Bennett D21/752
D639,363 S * 6/2011 Llewellyn D21/752
D656,210 S * 3/2012 Foster D21/752
D656,211 S * 3/2012 Foster D21/752
D656,570 S * 3/2012 Foster D21/752
D663,371 S * 7/2012 Kim D21/752
D667,516 S * 9/2012 Gonzalez D21/752
D667,907 S * 9/2012 Engel D21/752
D667,908 S * 9/2012 Shimazaki D21/759
D673,631 S * 1/2013 Engel D21/759

(Continued)

Primary Examiner — Mitchell Siegel
(74) *Attorney, Agent, or Firm* — Randy K. Chang

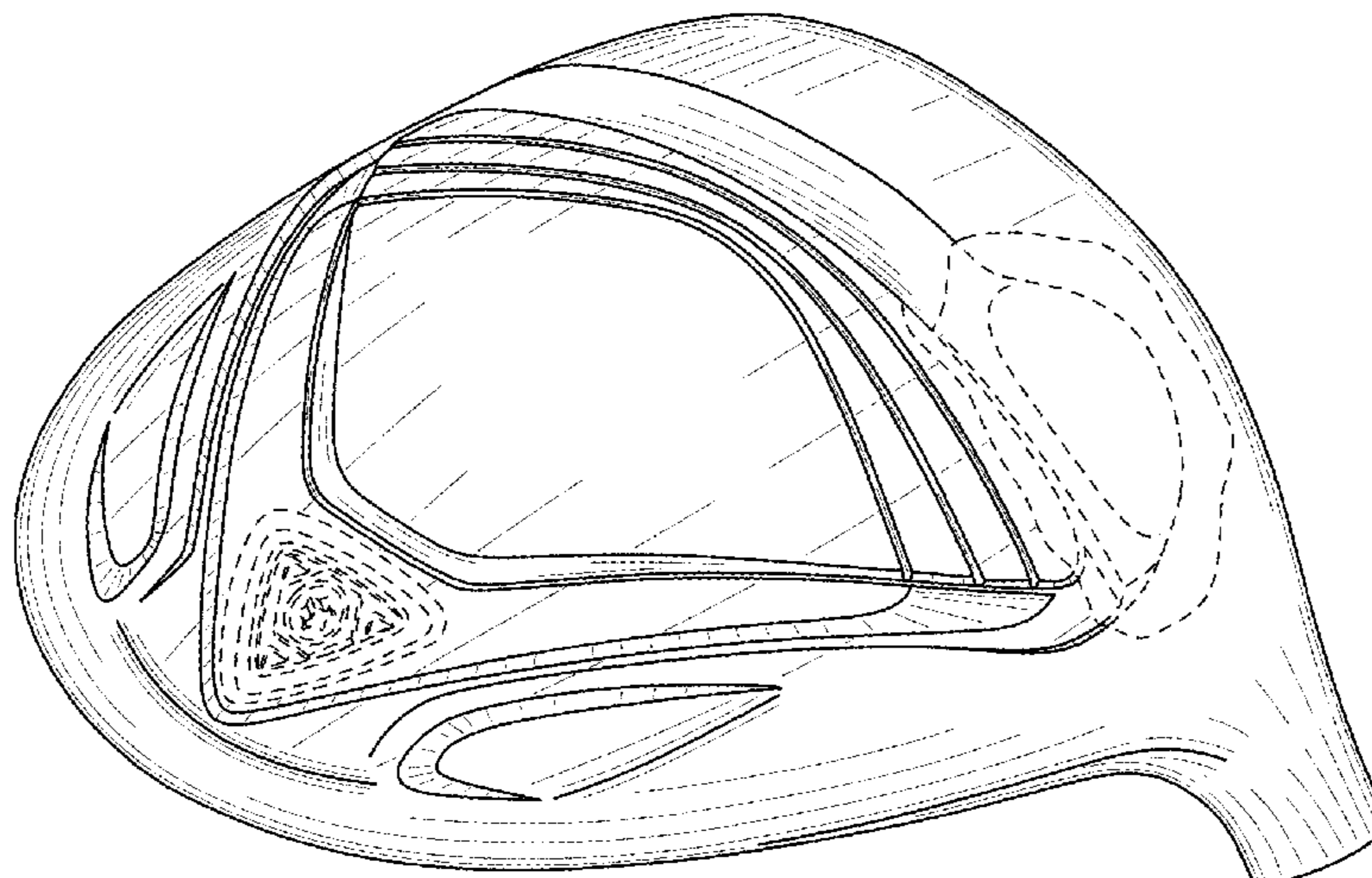
(57) **CLAIM**
The ornamental design for a golf club head, as shown and described.

DESCRIPTION

FIG. 1 is a sole, heel side perspective view of a new design for a golf club head;
FIG. 2 is a back view thereof;
FIG. 3 is a bottom view thereof;
FIG. 4 is a top view thereof;
FIG. 5 is a front view thereof;
FIG. 6 is a heel side view thereof; and,
FIG. 7 is a toe side view thereof.
The broken line showing is included for the purpose of illustrating and forms no part of the claimed design.

1 Claim, 4 Drawing Sheets

(56) **References Cited**
U.S. PATENT DOCUMENTS
D442,244 S 5/2001 Olsavsky et al.
D453,203 S 1/2002 Madore et al.
D461,862 S 8/2002 Madore et al.
D482,092 S * 11/2003 Imamoto D21/759
D482,421 S * 11/2003 Kessler D21/759
D499,158 S * 11/2004 Imamoto D21/752
D507,615 S * 7/2005 Imamoto D21/752
D509,552 S * 9/2005 Madore D21/752
D514,184 S * 1/2006 Kawami D21/752
D519,178 S * 4/2006 Shimazaki D21/752
D520,585 S * 5/2006 Hasebe D21/752
D523,104 S * 6/2006 Hasebe D21/752
D523,919 S 6/2006 Madore



US D765,805 S

Page 2

(56)

References Cited

U.S. PATENT DOCUMENTS

D697,152 S *	1/2014	Harbert	D21/752
D702,784 S *	4/2014	Engel	D21/752
D707,767 S *	6/2014	Song	D21/752
D687,110 S *	7/2013	Engel	D21/759

* cited by examiner

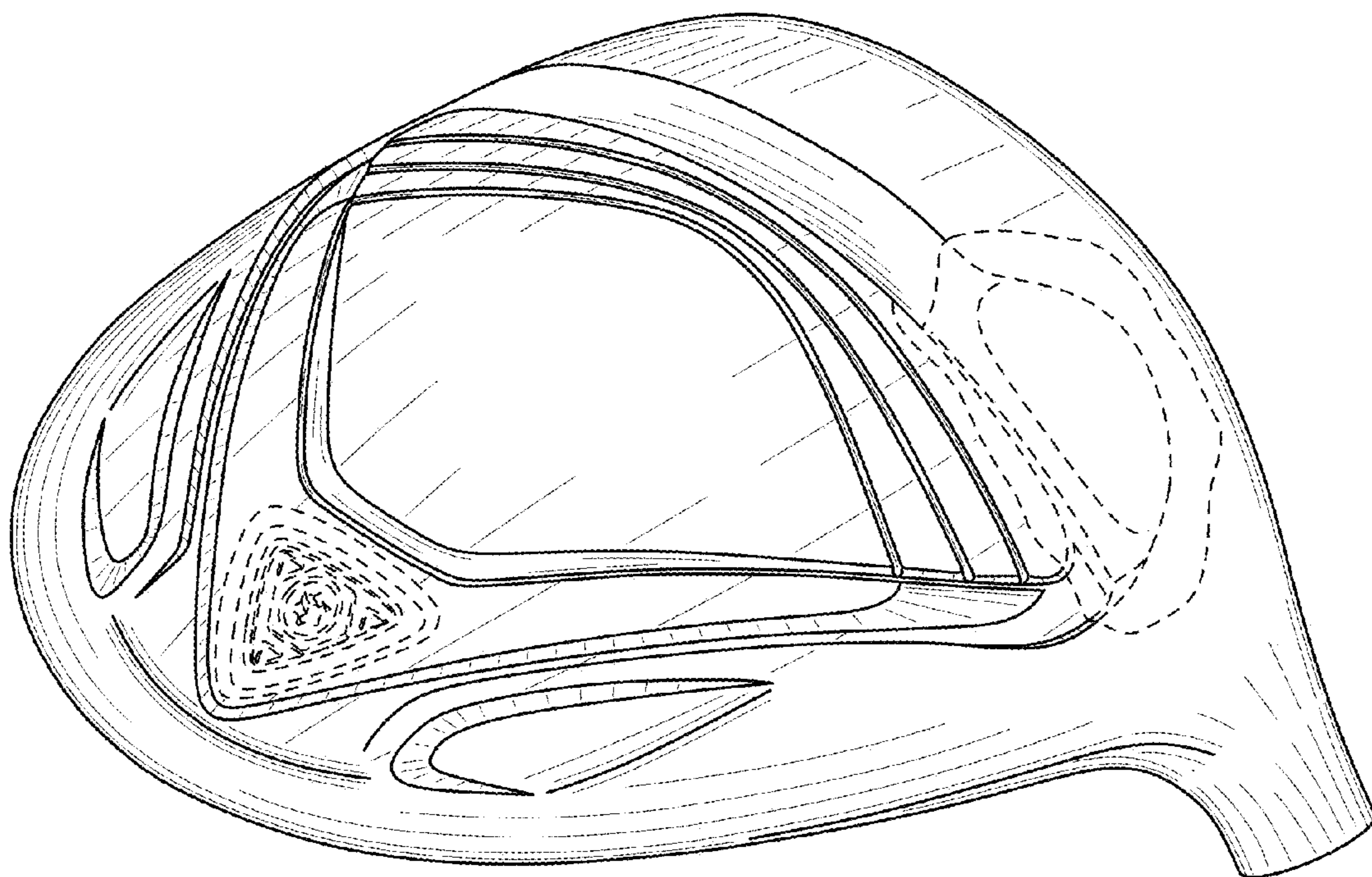


FIG. 1

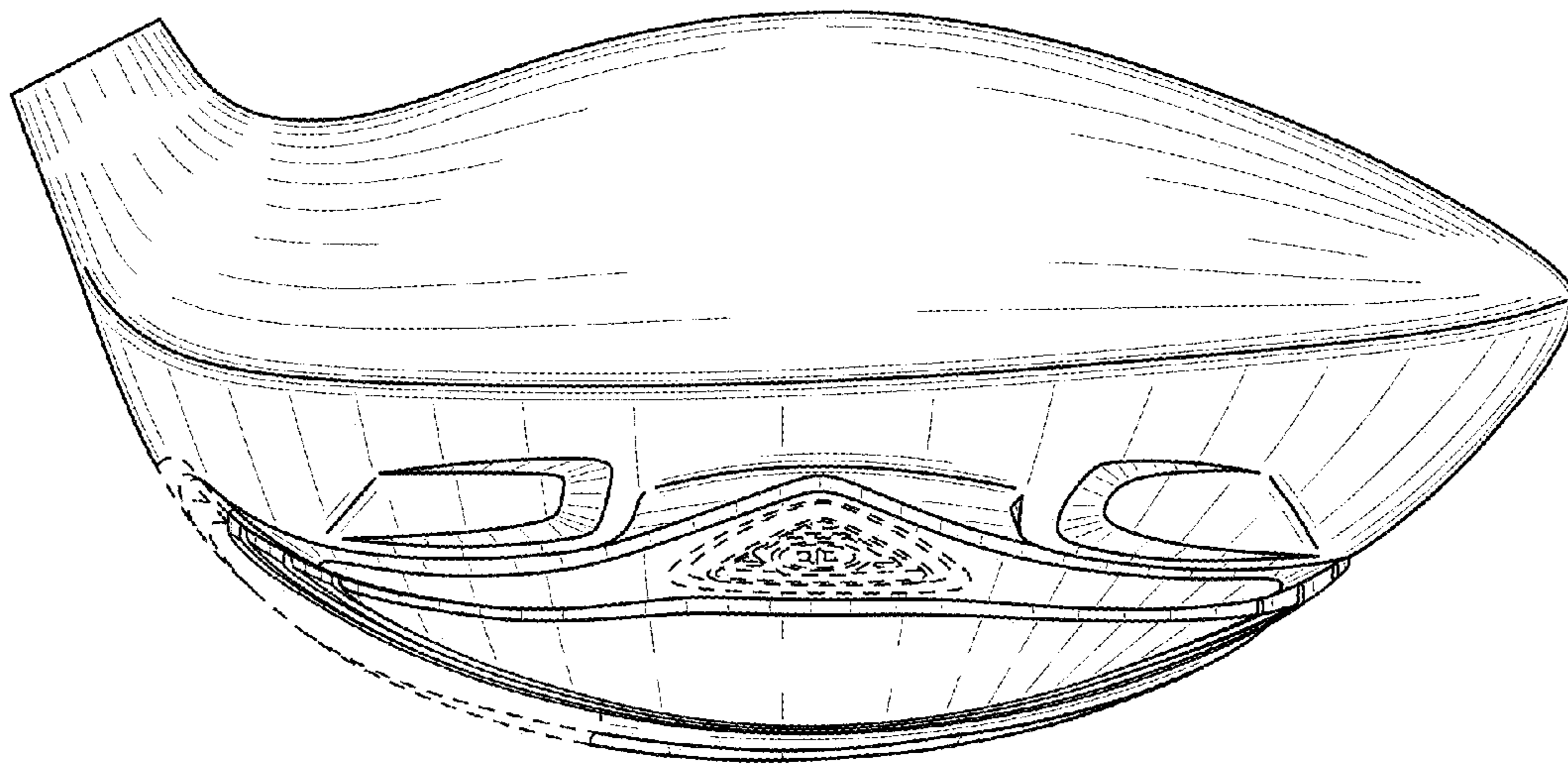


FIG. 2

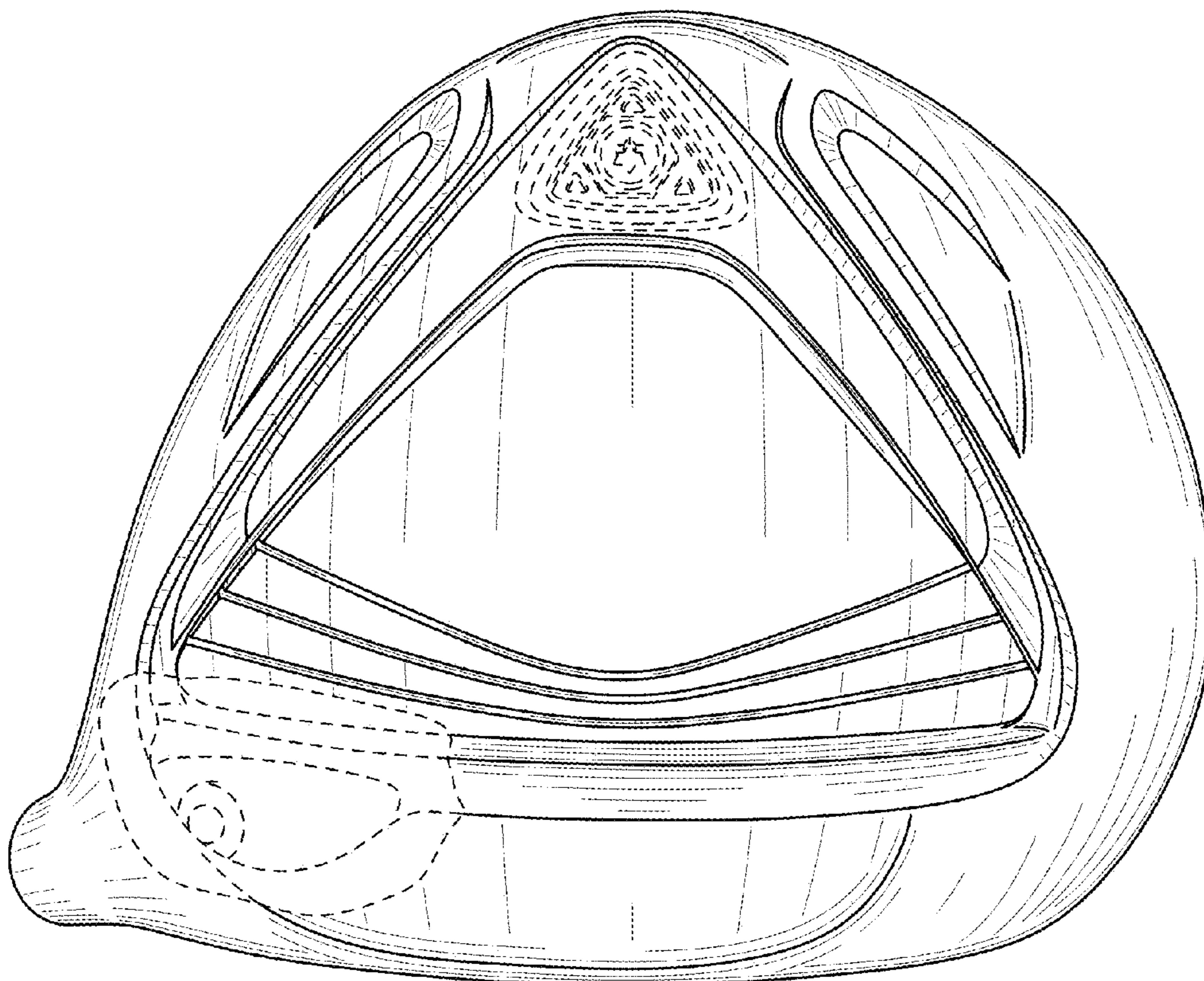


FIG. 3

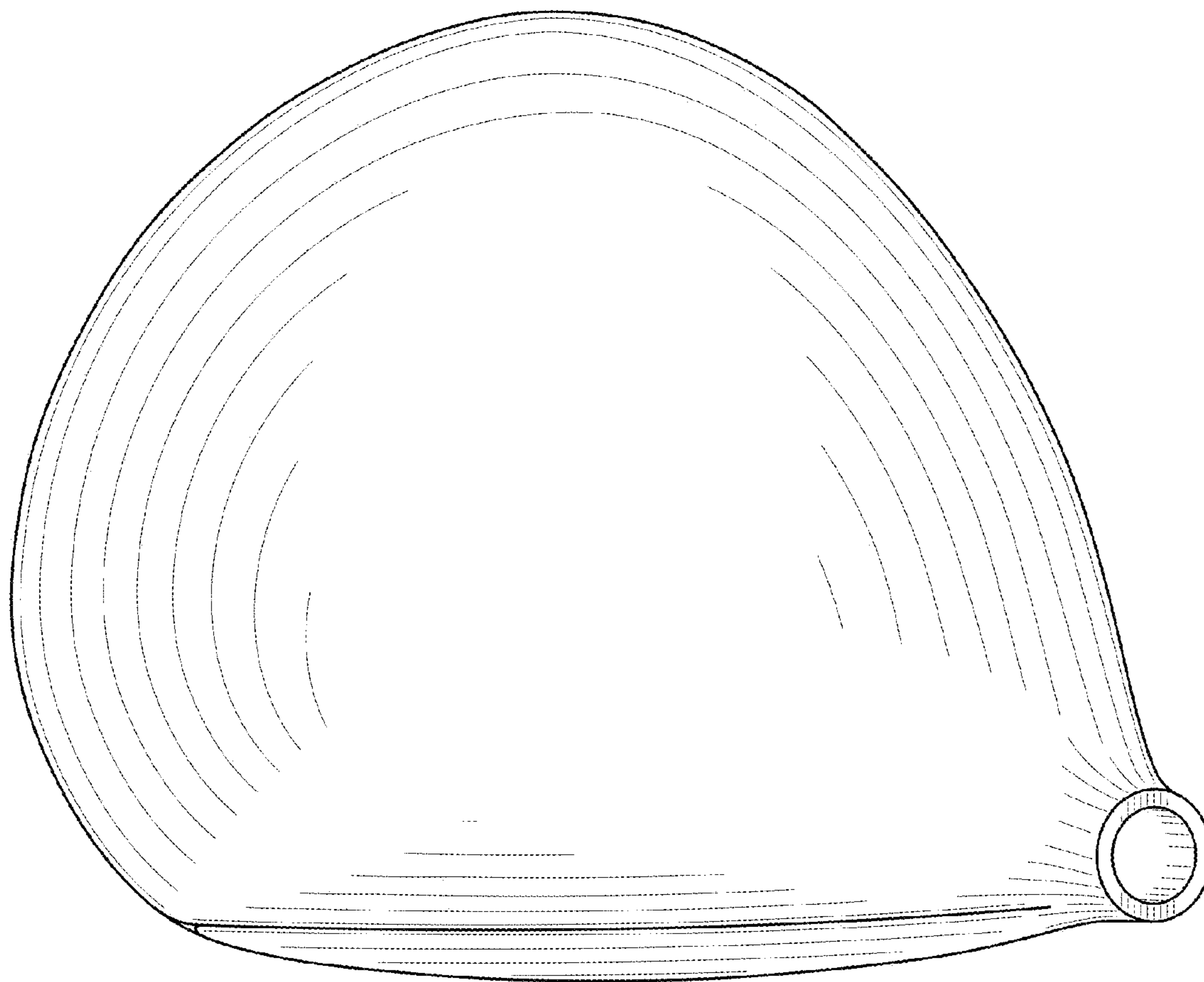


FIG. 4

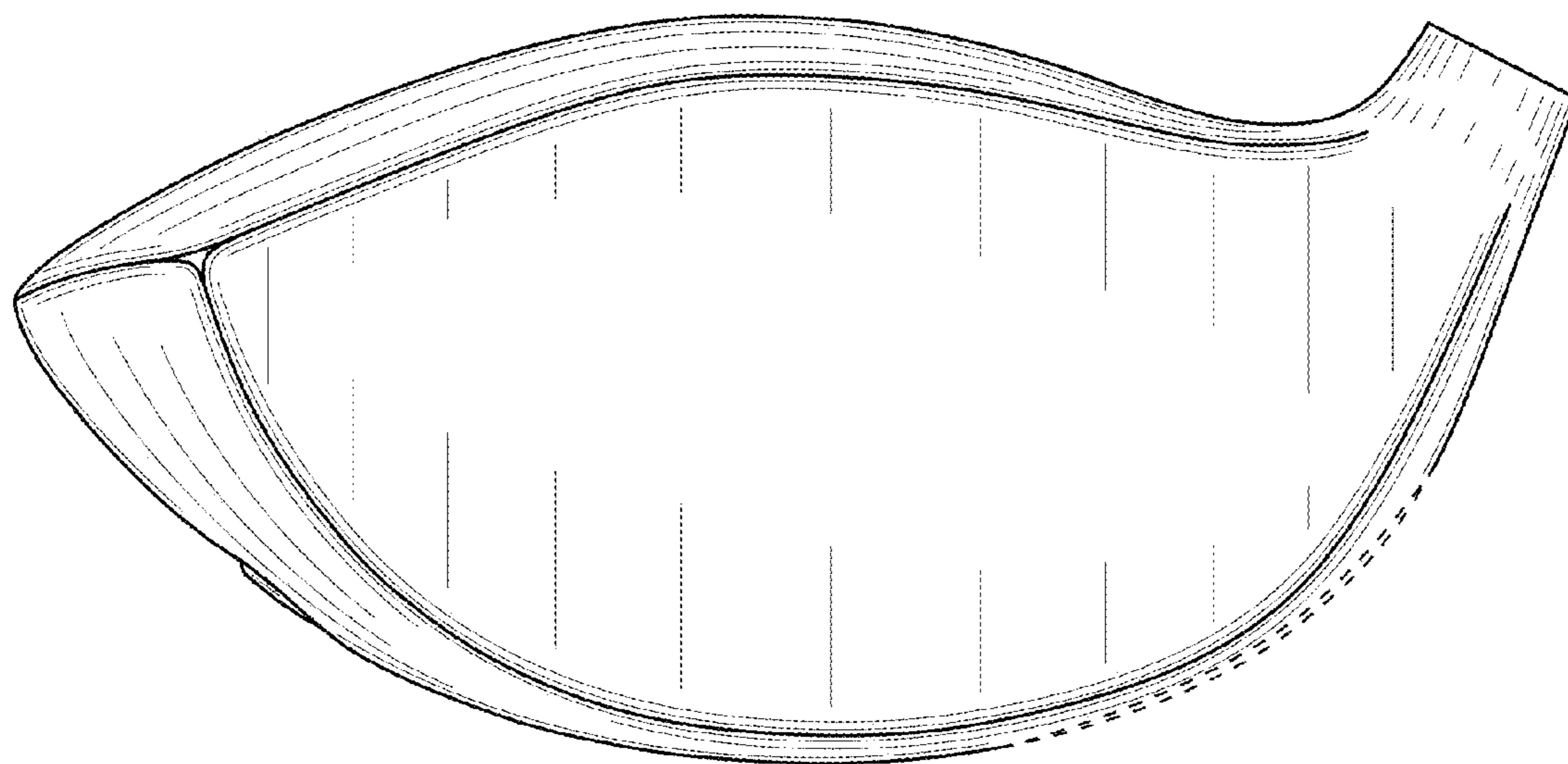


FIG. 5

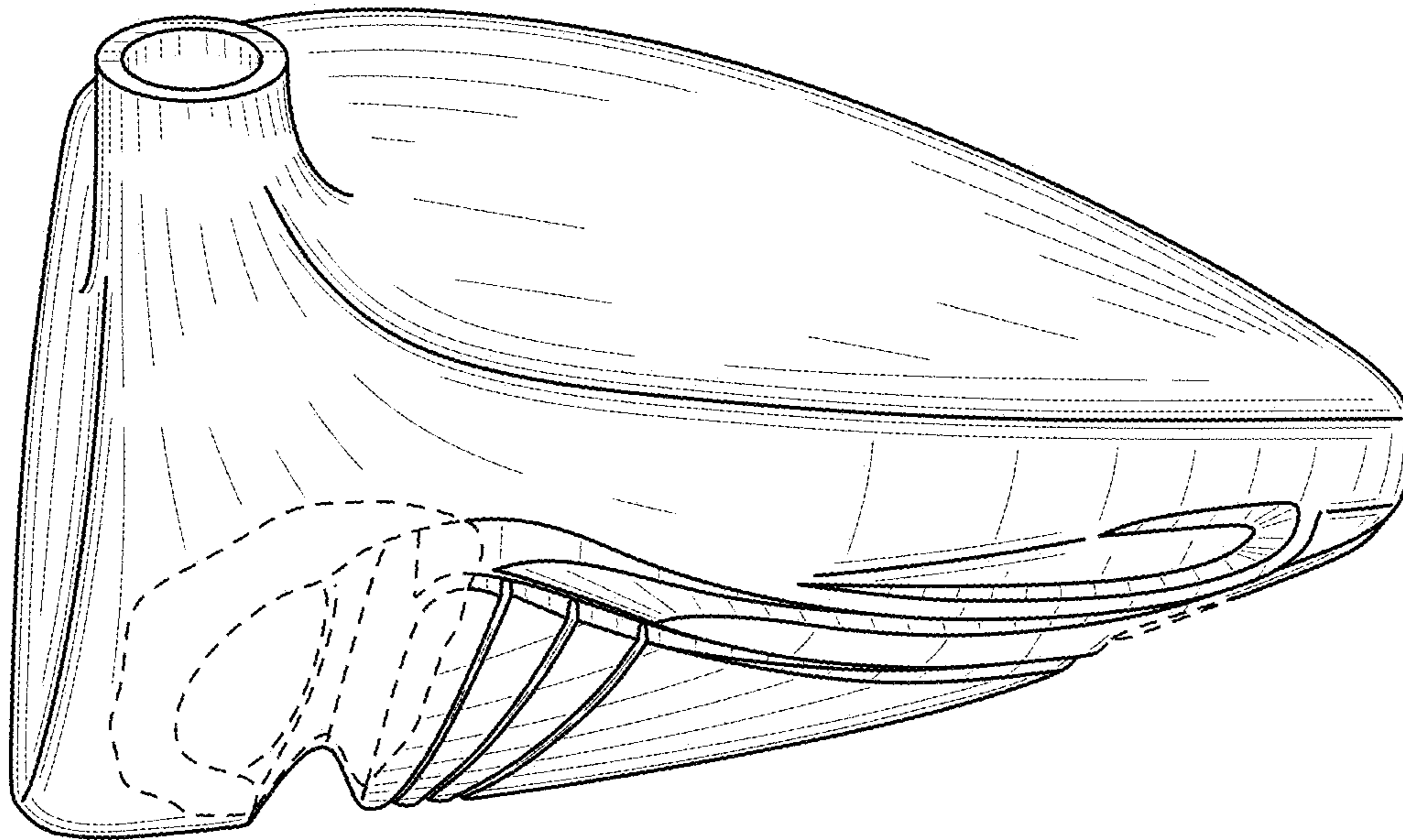


FIG. 6

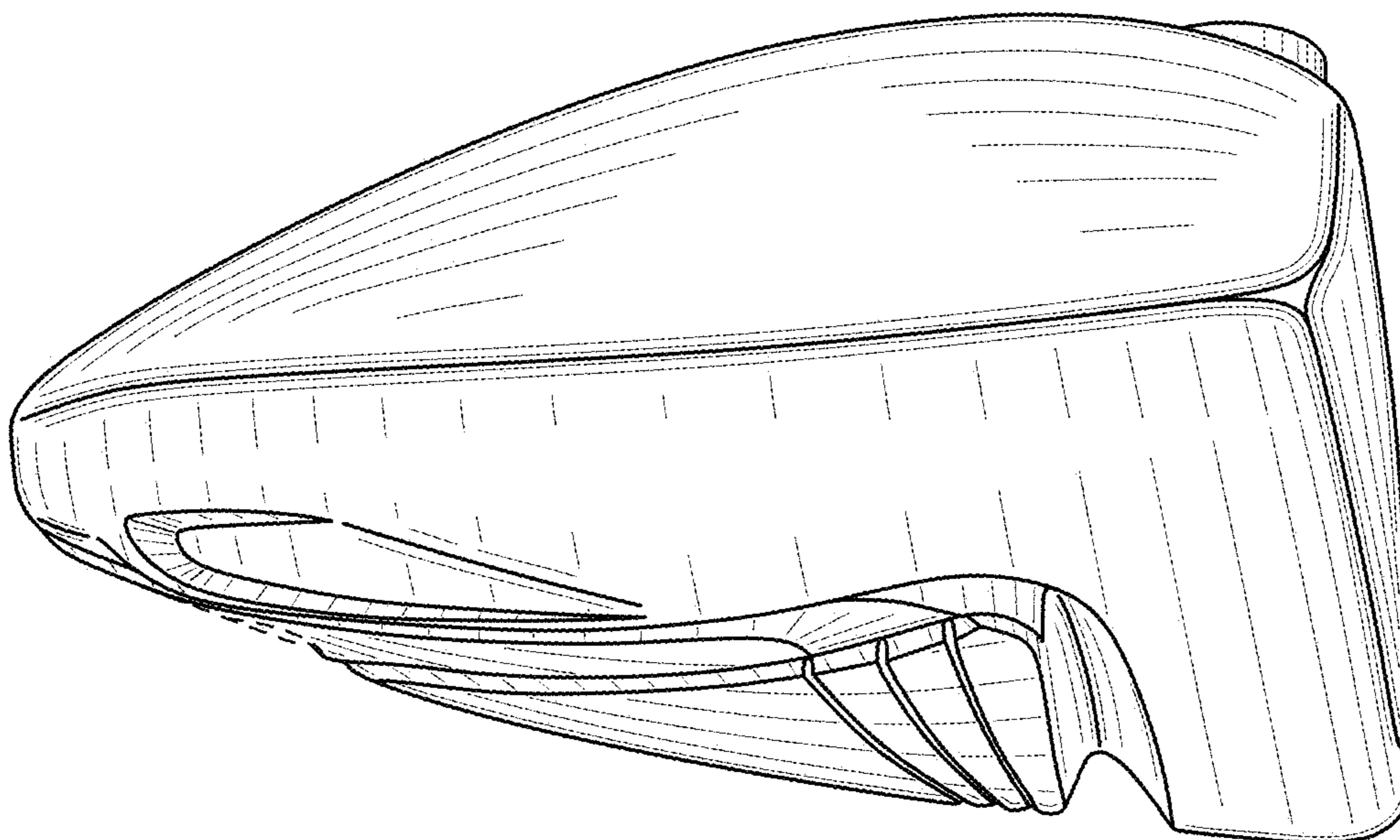


FIG. 7