



US00D765801S

(12) **United States Design Patent** (10) **Patent No.:** **US D765,801 S**  
**Ikeda** (45) **Date of Patent:** **\*\* Sep. 6, 2016**

(54) **BASEBALL BAT**

(71) Applicant: **Lonwood Co., Ltd.**, Nanto-shi, Toyama (JP)

(72) Inventor: **Shinichi Ikeda**, Nanto (JP)

(73) Assignee: **LONWOOD CO., LTD.**, Toyama (JP)

(\*\*) Term: **14 Years**

(21) Appl. No.: **29/522,193**

(22) Filed: **Mar. 27, 2015**

(30) **Foreign Application Priority Data**

Sep. 30, 2014 (JP) ..... 2014-021706

(51) **LOC (10) Cl.** ..... **21-02**

(52) **U.S. Cl.**  
USPC ..... **D21/725**

(58) **Field of Classification Search**  
USPC ..... D21/725, 753  
CPC ..... A63B 59/50-59/59; A63B 59/00  
See application file for complete search history.

(56) **References Cited**

**U.S. PATENT DOCUMENTS**

- 4,940,247 A \* 7/1990 Magadini ..... A63B 60/10  
473/566  
D344,777 S \* 3/1994 Lo ..... D21/725  
5,833,561 A \* 11/1998 Kennedy ..... A63B 59/50  
473/564  
D405,487 S \* 2/1999 Kennedy ..... D21/725  
6,022,282 A \* 2/2000 Kennedy ..... A63B 59/50  
473/566  
D433,473 S \* 11/2000 Kennedy ..... D21/725  
D596,250 S \* 7/2009 Sass ..... D21/725

\* cited by examiner

*Primary Examiner* — Mitchell Siegel

(74) *Attorney, Agent, or Firm* — Global IP Counselors, LLP

(57) **CLAIM**

The ornamental design for a baseball bat, as shown and described.

**DESCRIPTION**

FIG. 1 is a perspective view of a baseball bat in accordance with my new design;  
 FIG. 2 is a top plan view of the baseball bat in accordance with my new design of FIG. 1;  
 FIG. 3 is a front view of the baseball bat in accordance with my new design of FIGS. 1 and 2;  
 FIG. 4 is a left side view of the baseball bat in accordance with my new design of FIGS. 1 to 3;  
 FIG. 5 is a right side view of the baseball bat in accordance with my new design of FIGS. 1 to 4;  
 FIG. 6 is a cross-sectional view of the baseball bat in accordance with my new design of FIGS. 1 to 5 as taken along a section line 6-6 in FIG. 5;  
 FIG. 7 is an enlarged cross-sectional view of the baseball bat in accordance with my new design of FIGS. 1 to 6 as seen from a section line 7-7 in FIG. 3; and,  
 FIG. 8 is an enlarged cross-sectional view of the baseball bat in accordance with my new design of FIGS. 1 to 7 as seen from a section line 8-8 in FIG. 3.  
 The broken line showing of the baseball bat is for purpose of illustrating environmental structure and forms no part of the claimed design. The bottom plan view of the baseball bat is omitted because it is the same as the top plan view. The rear view of the baseball bat is omitted because it is symmetrical to the front view.

**1 Claim, 8 Drawing Sheets**

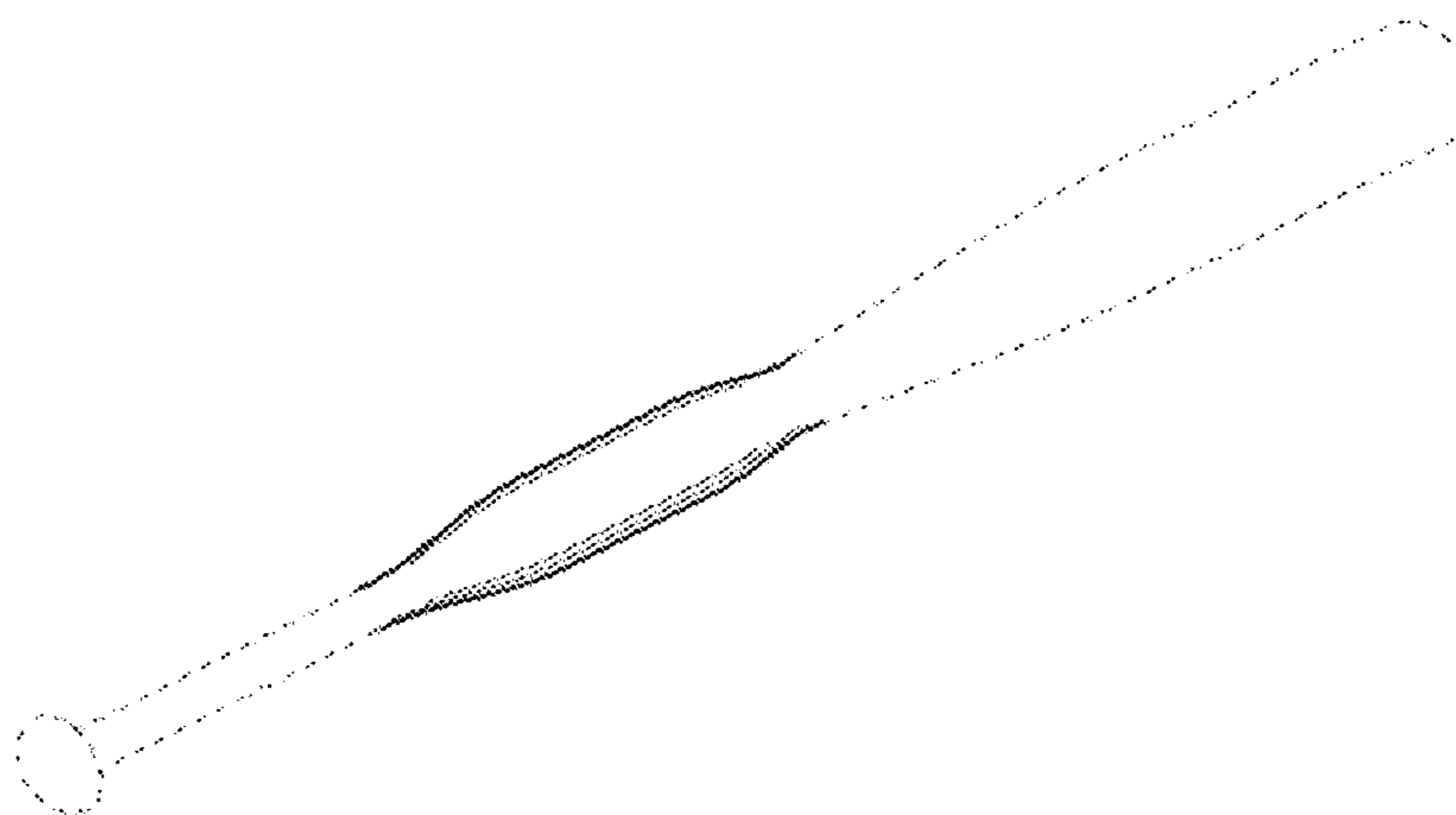




FIG. 1




FIG. 2

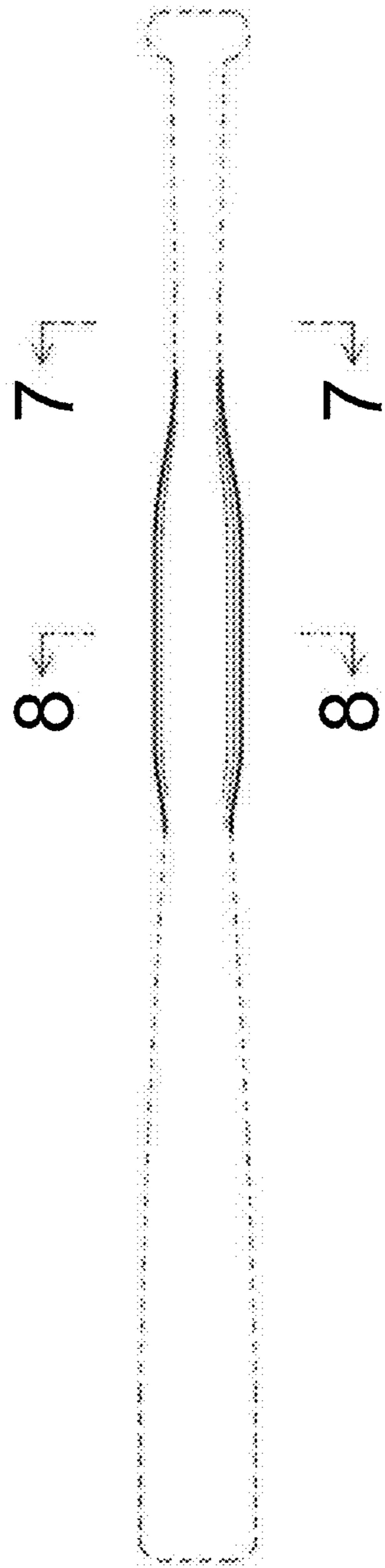


FIG. 3




FIG. 4




FIG. 5




FIG. 6

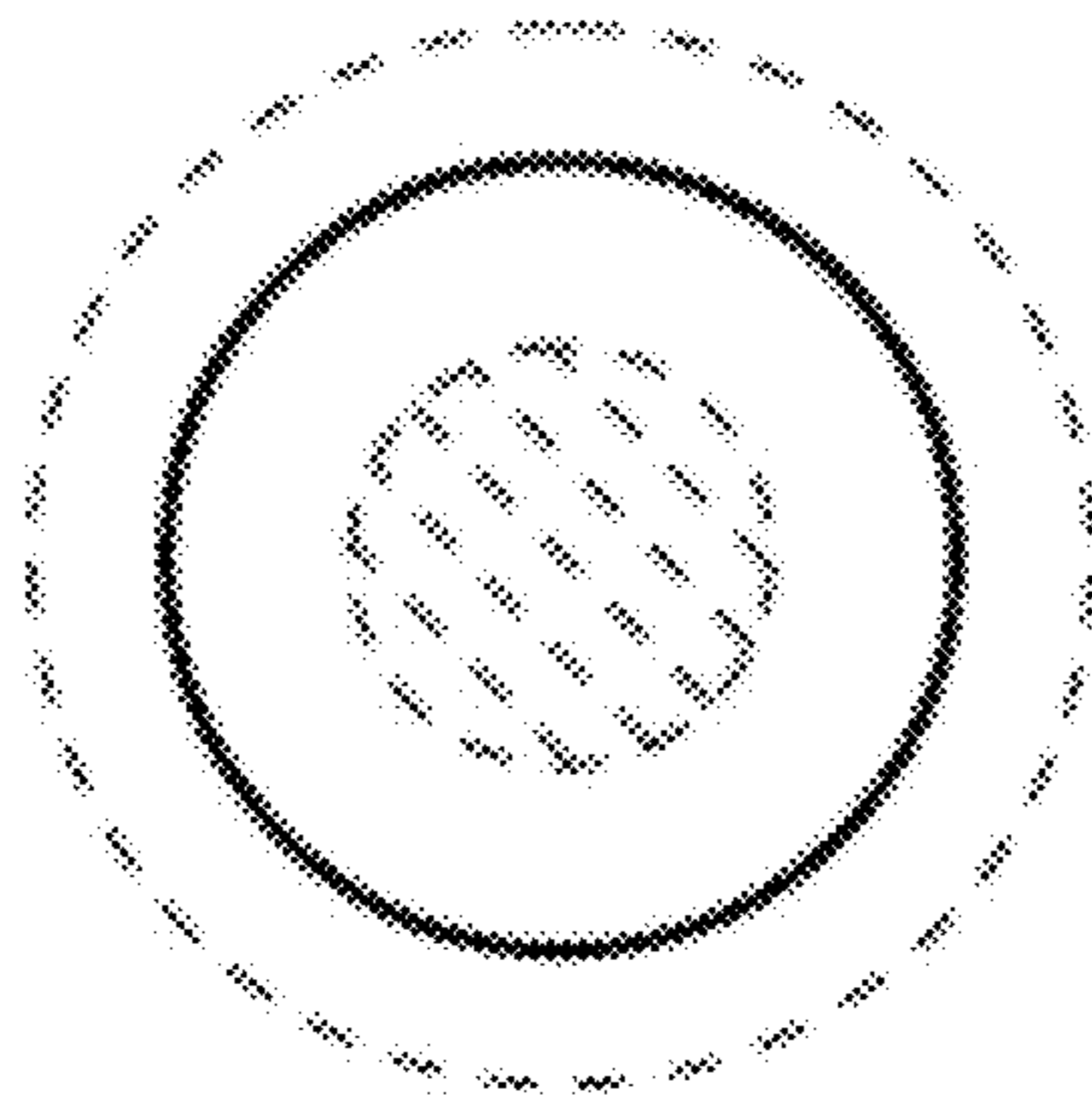


FIG. 7



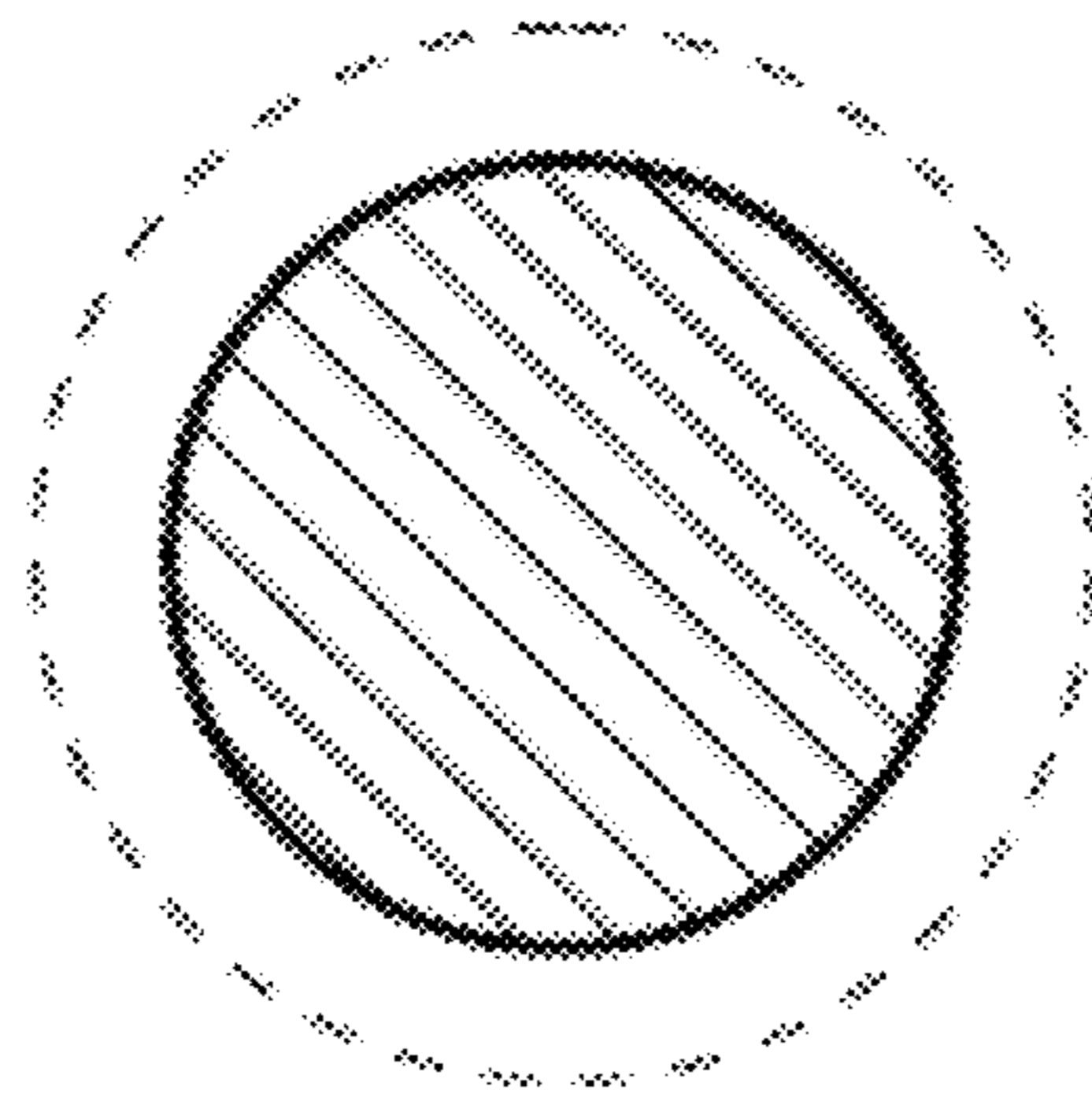


FIG. 8