



US00D765799S

(12) **United States Design Patent** (10) **Patent No.:** **US D765,799 S**  
**Lui** (45) **Date of Patent:** **\*\* Sep. 6, 2016**

(54) **MOUSE TOY**  
(71) Applicant: **Patty Siu King Lui**, Los Angeles, CA (US)  
(72) Inventor: **Patty Siu King Lui**, Los Angeles, CA (US)  
(\*\*) Term: **14 Years**  
(21) Appl. No.: **29/526,581**  
(22) Filed: **May 11, 2015**  
(51) **LOC (10) Cl.** ..... **21-01**  
(52) **U.S. Cl.**  
USPC ..... **D21/656; D30/160**  
(58) **Field of Classification Search**  
USPC ..... D6/598; D11/158; D21/576-588, 592, D21/656; 446/368-369, 376, 428, 487; D30/160  
CPC ..... A63H 3/00; A63H 3/02; A63H 3/06; A63H 3/14; A63H 3/28; A63H 3/36; A63H 33/00; A63H 33/003; A63H 33/004  
See application file for complete search history.

D603,914 S \* 11/2009 Kelly ..... D21/656  
D644,792 S \* 9/2011 Lee ..... D21/656  
D644,794 S \* 9/2011 Kelly ..... D21/656  
D659,915 S \* 5/2012 Letchford ..... D21/656  
D721,212 S \* 1/2015 Paculdo ..... D30/160

\* cited by examiner

*Primary Examiner* — Sandra Morris

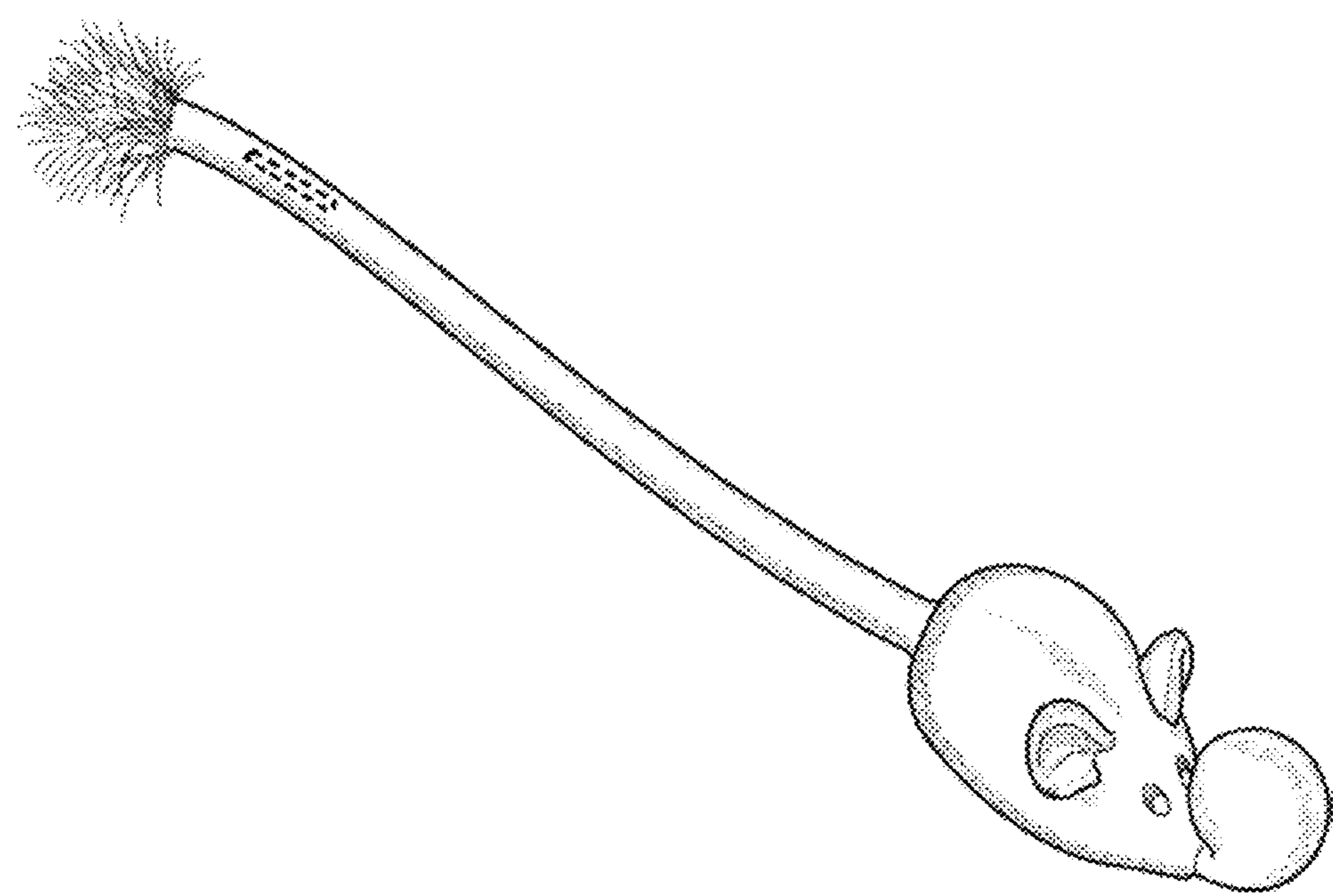
(57) **CLAIM**  
The ornamental design of the mouse toy, as shown and described.

**DESCRIPTION**

FIG. 1 provides a perspective view of the mouse toy in accordance with an embodiment or portion of an embodiment of the present invention.  
FIG. 2 depicts a side view of the mouse toy in accordance with an embodiment or portion of an embodiment of the present invention.  
FIG. 3 depicts a side view of the mouse toy in accordance with an embodiment or portion of an embodiment of the present invention.  
FIG. 4 depicts a front view of the mouse toy in accordance with an embodiment or portion of an embodiment of the present invention.  
FIG. 5 depicts a rear view of the mouse toy in accordance with an embodiment or portion of an embodiment of the present invention.  
FIG. 6 depicts a top view of the mouse toy in accordance with an embodiment or portion of an embodiment of the present invention; and,  
FIG. 7 depicts a bottom view of the mouse toy in accordance with an embodiment or portion of an embodiment of the present invention.

**1 Claim, 4 Drawing Sheets**

(56) **References Cited**  
U.S. PATENT DOCUMENTS  
D301,905 S \* 6/1989 Havelock ..... D21/656  
D358,180 S \* 5/1995 Gonzales ..... D21/656  
D437,899 S \* 2/2001 Ritchey ..... D21/656  
6,550,426 B2 \* 4/2003 Tsengas ..... A01K 15/025  
119/707  
D512,470 S \* 12/2005 Sikio ..... D21/656  
D544,929 S \* 6/2007 Crane ..... D21/592  
D568,554 S \* 5/2008 Lamstein ..... D21/656



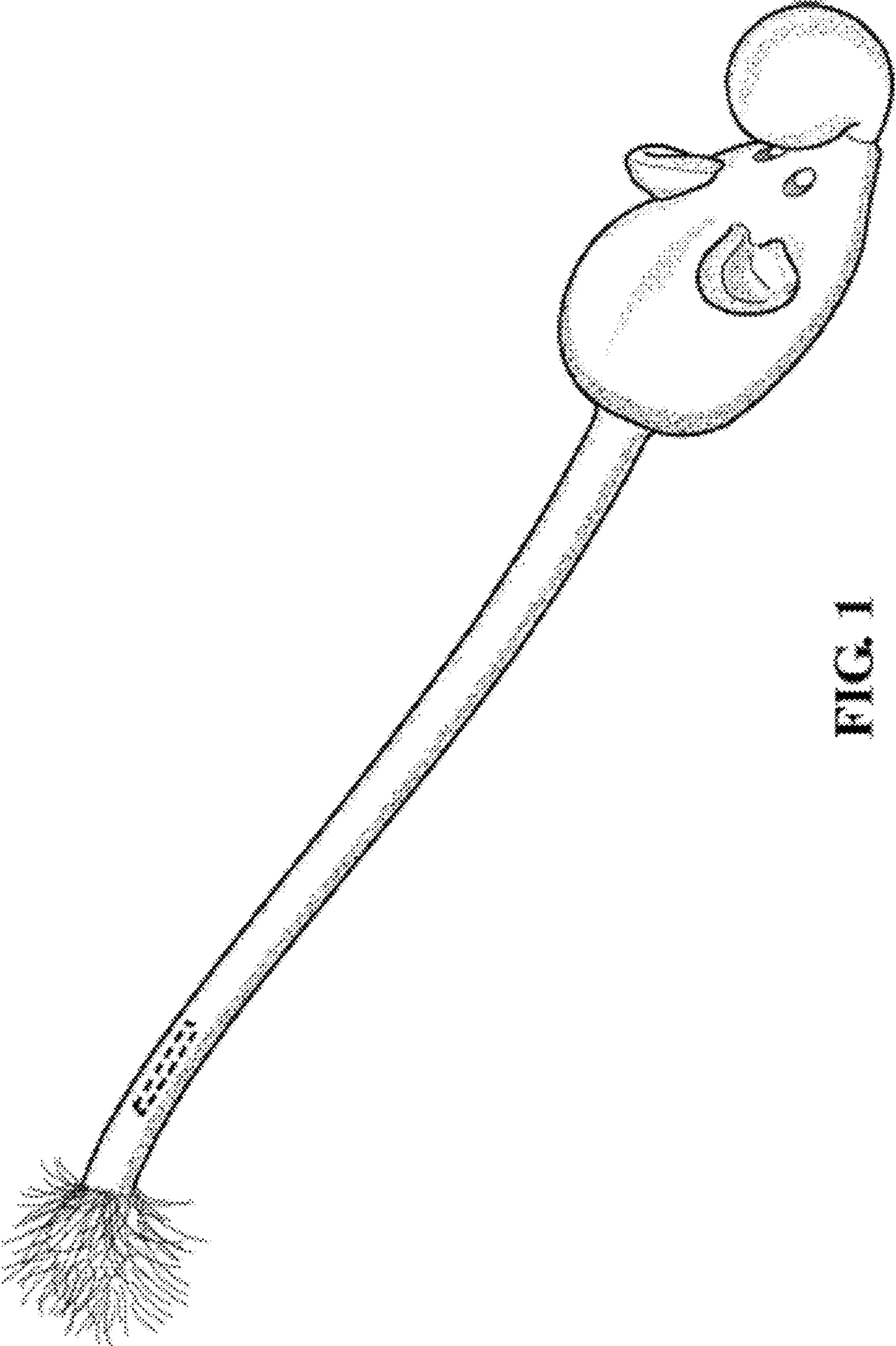


FIG. 1

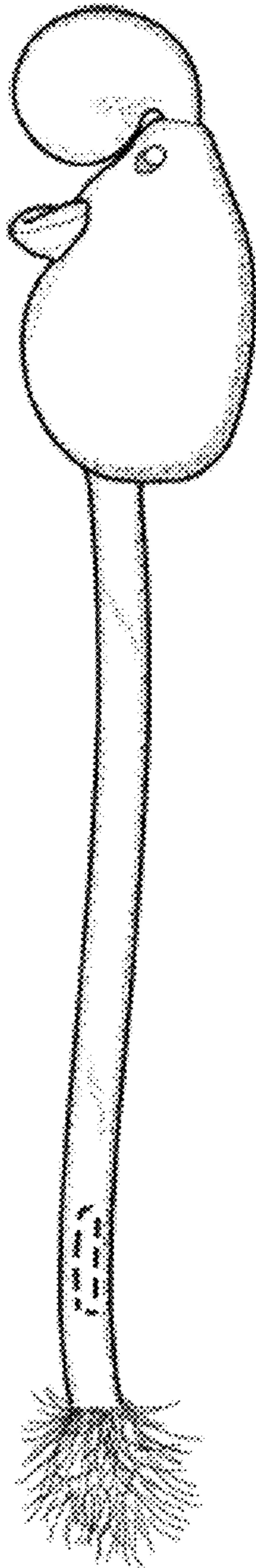


FIG. 2

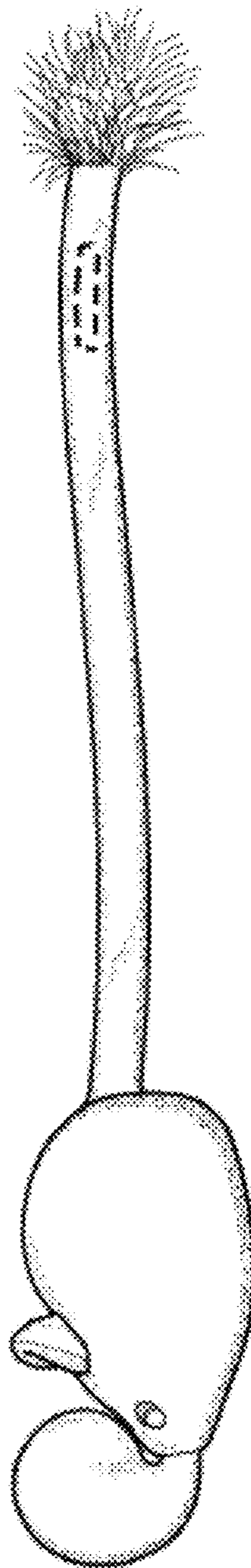


FIG. 3

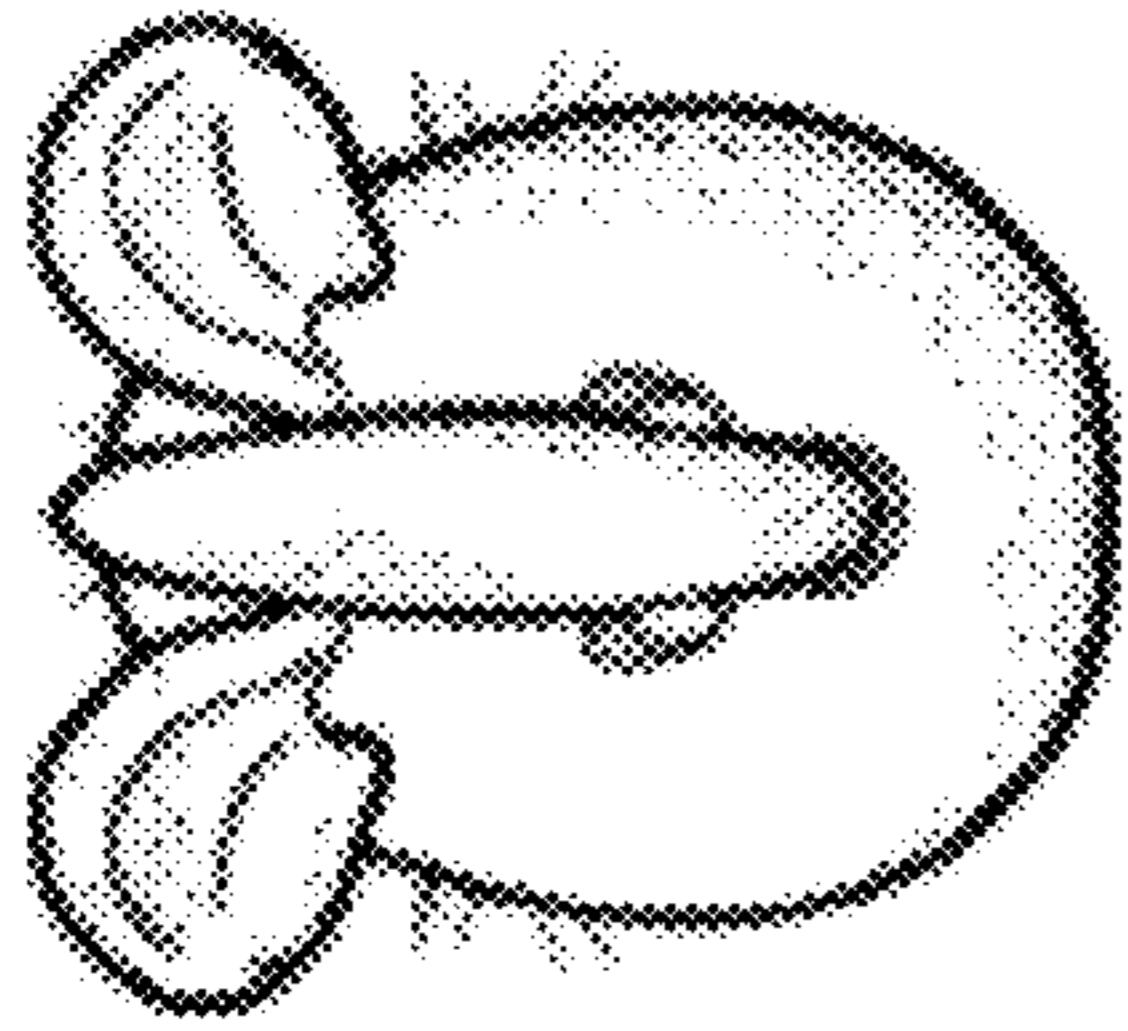


FIG. 4

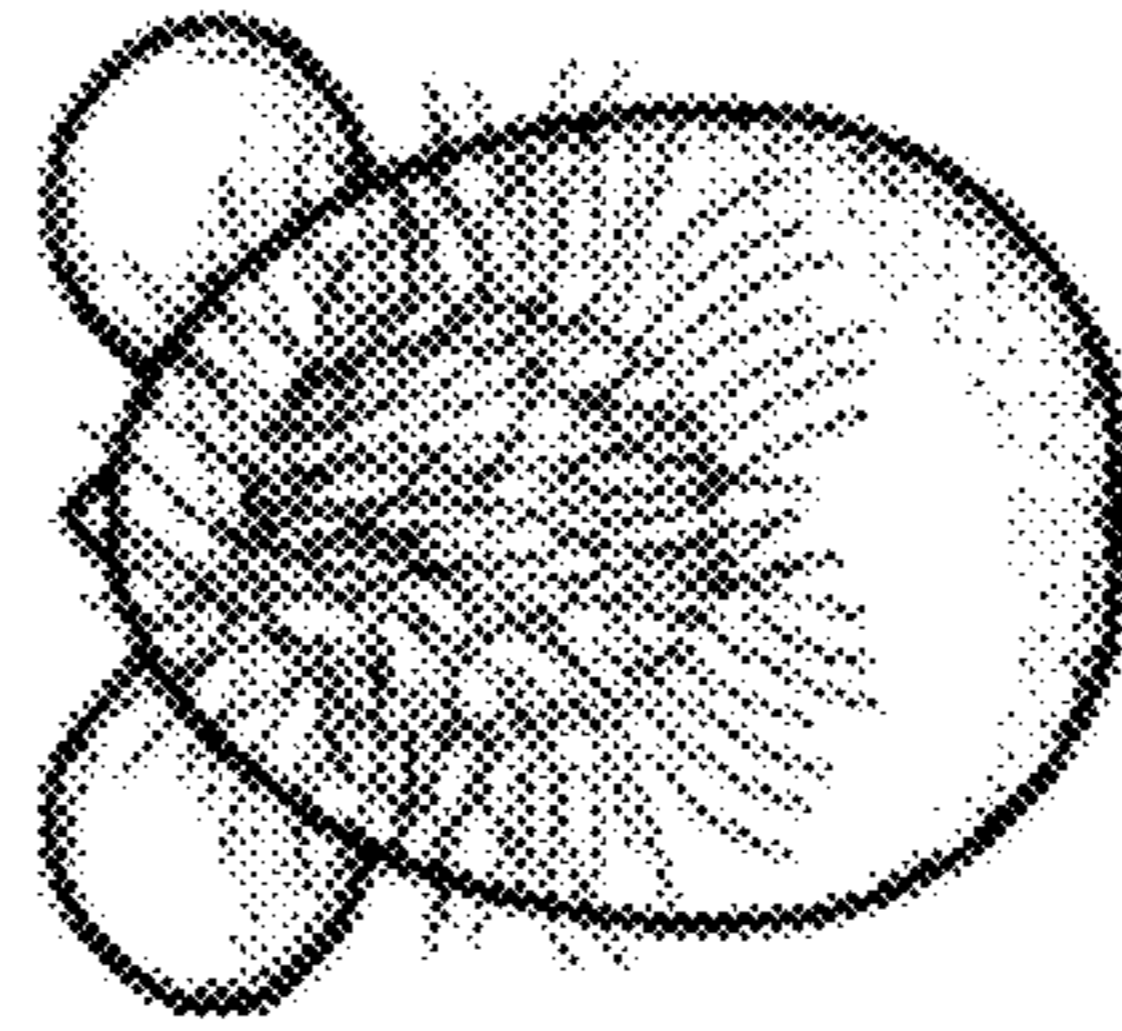


FIG. 5




FIG. 6




FIG. 7