



US00D765793S

(12) **United States Design Patent** (10) **Patent No.:** **US D765,793 S**
Chatterjee et al. (45) **Date of Patent:** **** Sep. 6, 2016**

(54) **CONTROLLER**
(71) Applicant: **Microsoft Corporation**, Redmond, WA (US)
(72) Inventors: **Monique Chatterjee**, Seattle, WA (US); **Austin Rand Porter**, Seattle, WA (US); **William Bennett Mabry**, Seattle, WA (US); **Jordan Patrick Evans**, Seattle, WA (US); **Richard Thomas Hanks**, Seattle, WA (US); **Ryan Curtis Clark**, Maple Valley, WA (US)

D435,551 S 12/2000 Hayes
6,231,444 B1 * 5/2001 Goto G05G 9/047
273/148 B
D449,042 S 10/2001 Chung
D453,932 S 2/2002 Han et al.
6,463,159 B1 10/2002 Ming-Cheng
D467,922 S 12/2002 Lee
6,743,100 B1 * 6/2004 Neiser A63F 13/06
273/148 B
6,968,070 B1 11/2005 Chiang
D521,015 S 5/2006 Hayes et al.

(Continued)

OTHER PUBLICATIONS

(73) Assignee: **Microsoft Corporation**, Redmond, WA (US)

Side-by-side: Xbox One Gamepad vs Xbox 360 gamepad (Jun. 11, 2013), <http://www.techradar.com/us/news/gaming/consoles/side-by-side-xbox-one-gamepad-vs-xbox-360-gamepad-1158091>.

(**) Term: **15 Years**

Primary Examiner — Prabhakar Deshmukh

(21) Appl. No.: **29/535,183**

(74) *Attorney, Agent, or Firm* — Banner & Witcoff, Ltd.

(22) Filed: **Aug. 4, 2015**

(57) **CLAIM**

(51) **LOC (10) Cl.** **21-01**

The ornamental design for a controller, as shown and described.

(52) **U.S. Cl.**

USPC **D21/333; D14/401**

DESCRIPTION

(58) **Field of Classification Search**

USPC D14/496, 401, 435, 474, 483, 217, 137, D14/138, 160, 168, 356, 203.1–203.8, 507; 345/156, 169, 173–179, 905; 715/727–729, 864; 710/1, 5, 8; 713/1, 713/600; 455/1.1, 1.7, 73, 344–347, 93, 95, 455/3.01–3.06, 550.1, 573.1; 370/342–344; 369/1, 2, 6–12; 463/43–47, 29–35; 273/148 B; D21/324–333
CPC A63F 13/02; A63F 13/12; A63F 9/24; A63F 9/02; A63F 11/00; A63F 71/00; G06F 3/02; G06F 3/033; G09G 5/00
See application file for complete search history.

The patent or application file contains at least one drawing executed in color. Copies of this patent or patent application publication with color drawing(s) will be provided by the Office upon request and payment of the necessary fee.

FIG. 1 is a perspective front view of a controller showing our new design;

FIG. 2 is a front view thereof;

FIG. 3 is a rear view thereof;

FIG. 4 is a right side view thereof;

FIG. 5 is a left side view thereof;

FIG. 6 is a top view thereof; and,

FIG. 7 is a bottom view thereof.

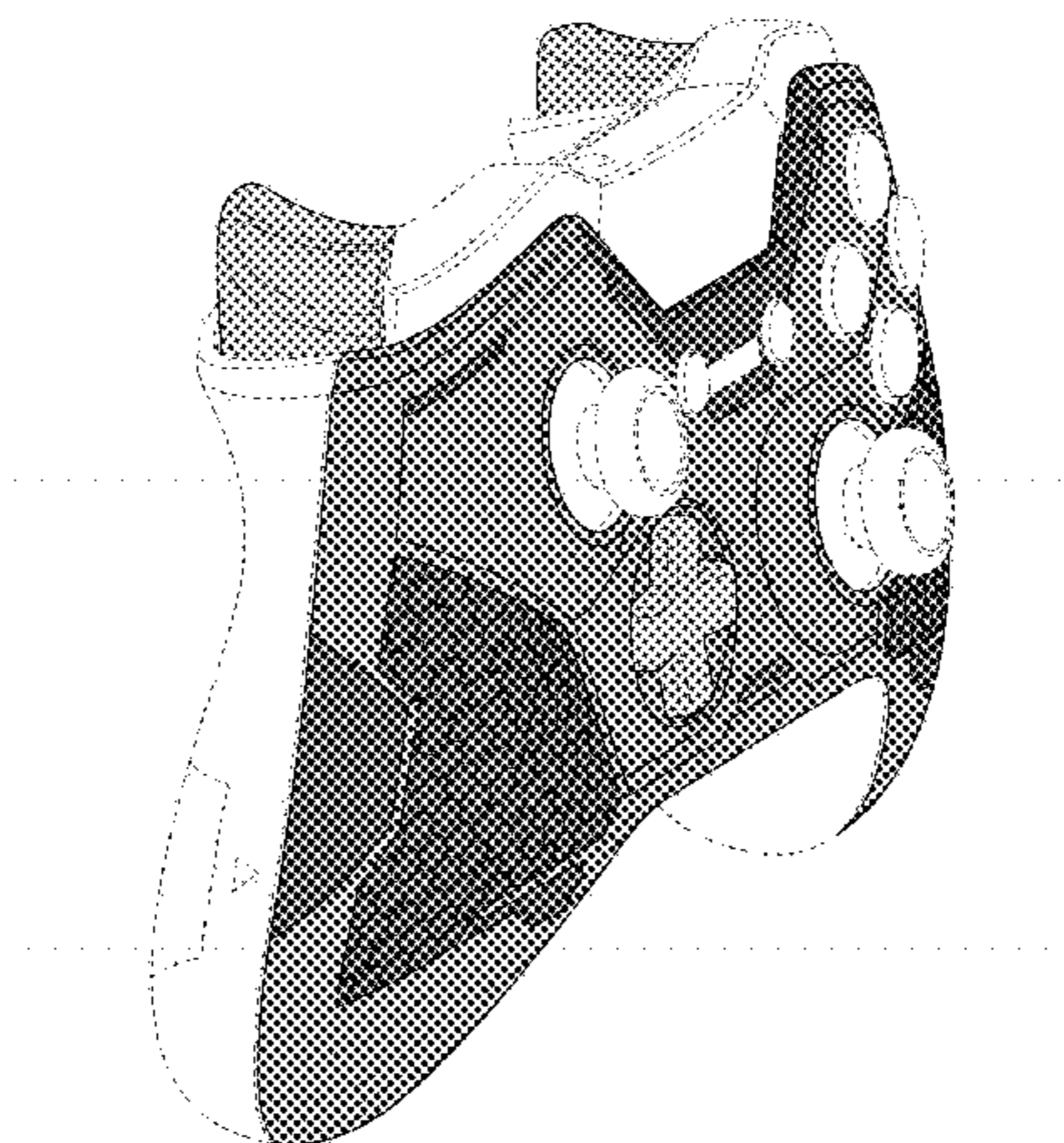
The broken line showing of the remainder of the controller in FIGS. 1-7 is for environmental purposes only and forms no part of the claimed design.

(56) **References Cited**

U.S. PATENT DOCUMENTS

D398,214 S 9/1998 Yui
D424,047 S 5/2000 Chan

1 Claim, 6 Drawing Sheets
(6 of 6 Drawing Sheet(s) Filed in Color)



(56)

References Cited

U.S. PATENT DOCUMENTS

D522,011 S	5/2006	Hayes et al.	
D522,012 S	5/2006	Hayes et al.	
7,063,321 B2 *	6/2006	Hussaini	A63F 13/06 273/148 B
7,105,754 B2	9/2006	Turner	
7,195,561 B2	3/2007	Hussaini et al.	
D545,317 S *	6/2007	Wang	D14/401
D547,763 S	7/2007	Hayes et al.	
D556,201 S	11/2007	Ashida et al.	
D563,480 S	3/2008	Blaseflug et al.	
D565,668 S	4/2008	Baseflug et al.	
D568,335 S	5/2008	Armstrong et al.	
D569,388 S	5/2008	Armstrong et al.	
D581,422 S	11/2008	Hayes et al.	
7,445,550 B2	11/2008	Barney et al.	
D601,564 S	10/2009	Maeno	
D619,596 S	7/2010	Maitlen et al.	
7,762,553 B2 *	7/2010	Harris	A63F 13/98 273/148 B
D637,153 S	5/2011	Ikeda et al.	
D638,016 S	5/2011	Ikeda	
D646,275 S	10/2011	Ikeda et al.	
D650,795 S	12/2011	Koehn	
D655,350 S	3/2012	Taniguchi et al.	
D658,178 S	4/2012	Ikeda et al.	
D658,179 S	4/2012	Ikeda et al.	
D659,140 S	5/2012	Ikeda et al.	
D685,434 S *	7/2013	Ali	D14/401
D692,001 S	10/2013	Ibuki et al.	
D692,887 S	11/2013	Ibuki et al.	
D694,830 S	12/2013	Crowley et al.	
D700,182 S *	2/2014	Kidakarn	D14/401
D708,615 S *	7/2014	Delrue	D14/401
D709,498 S	7/2014	Morris et al.	
D709,499 S *	7/2014	Morris	D14/401
D709,882 S *	7/2014	Morris	D14/401
D715,865 S	10/2014	Morris et al.	
D745,607 S *	12/2015	Jones	D14/401
D754,128 S *	4/2016	Bellinghausen	D14/401

* cited by examiner

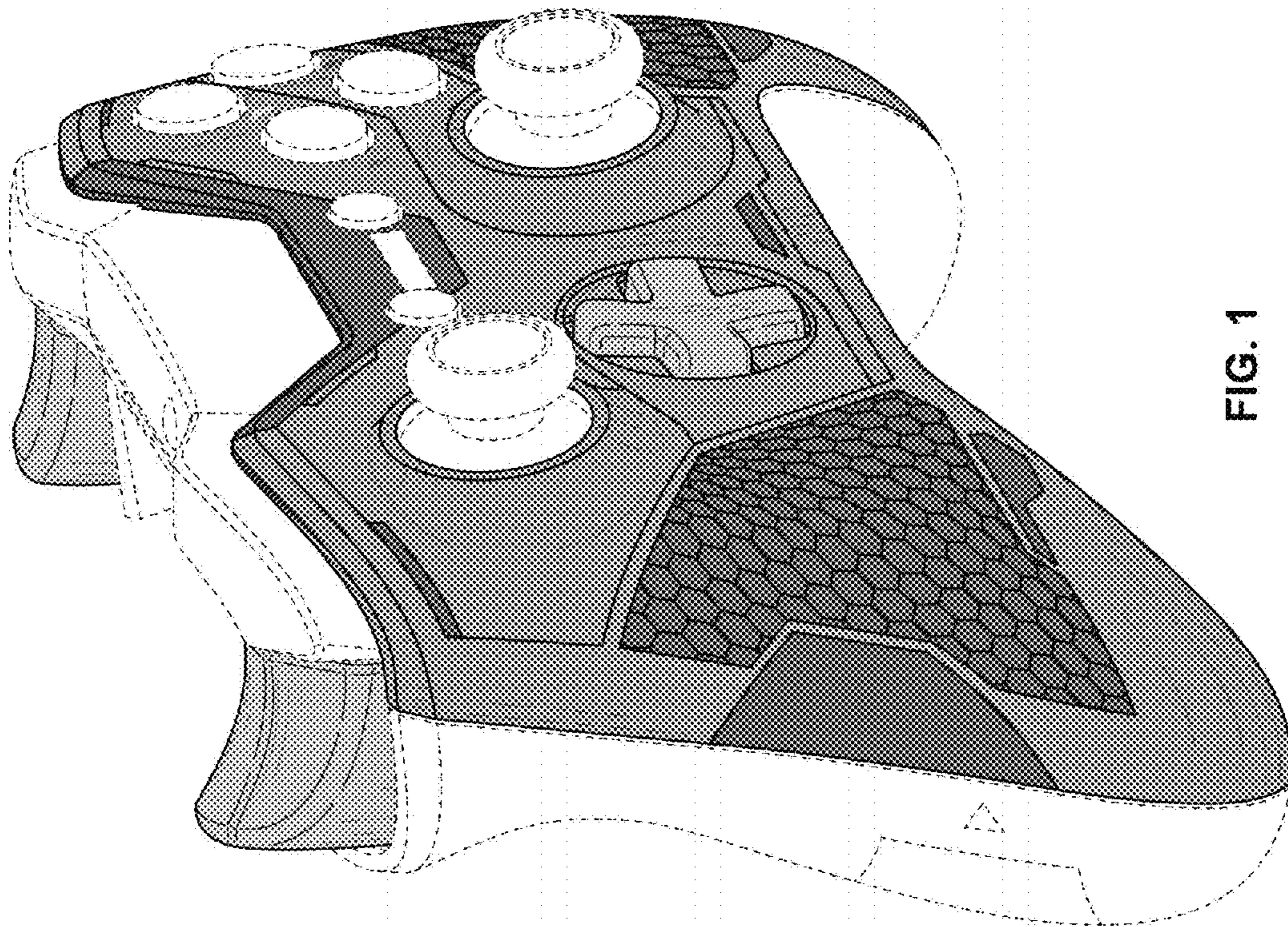


FIG. 1

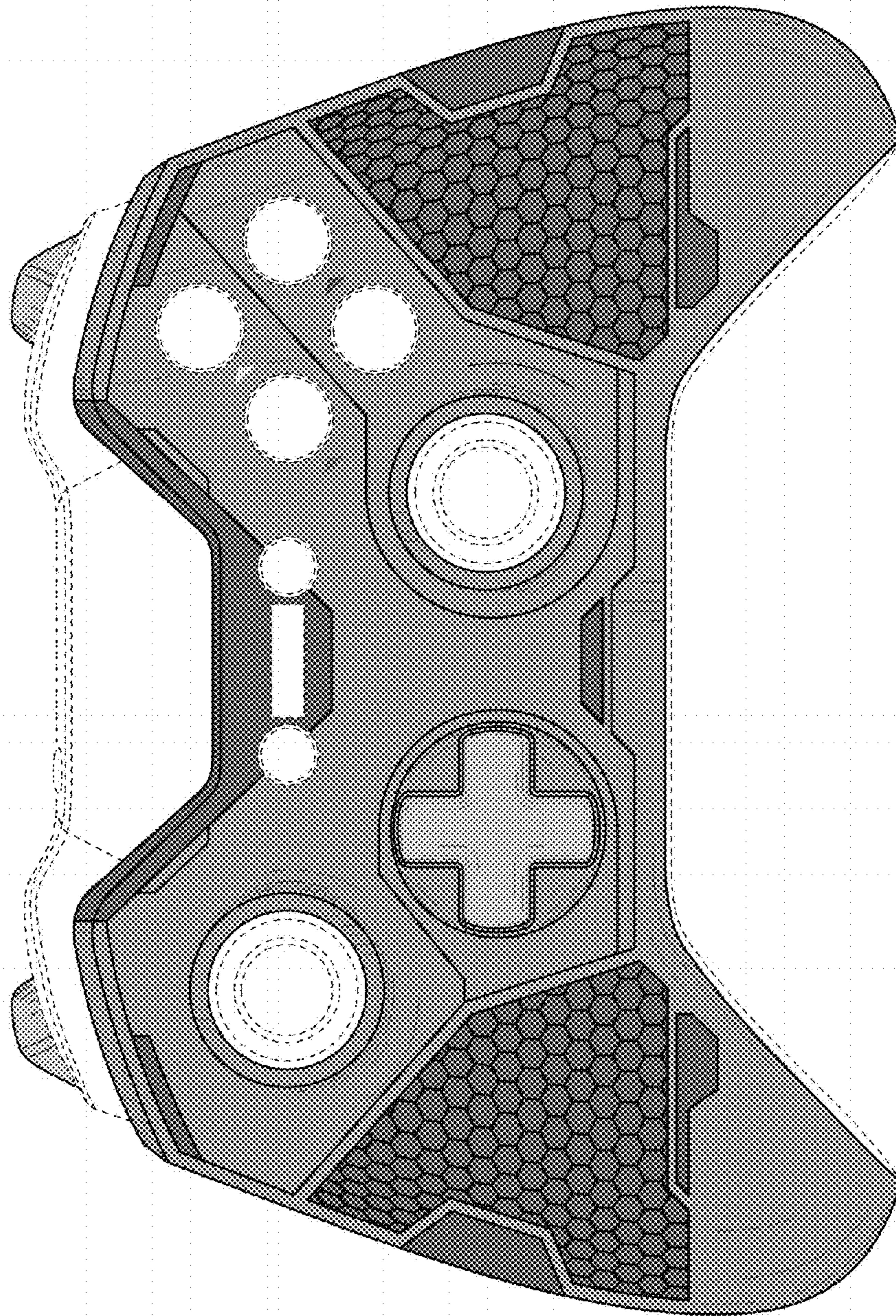


FIG. 2

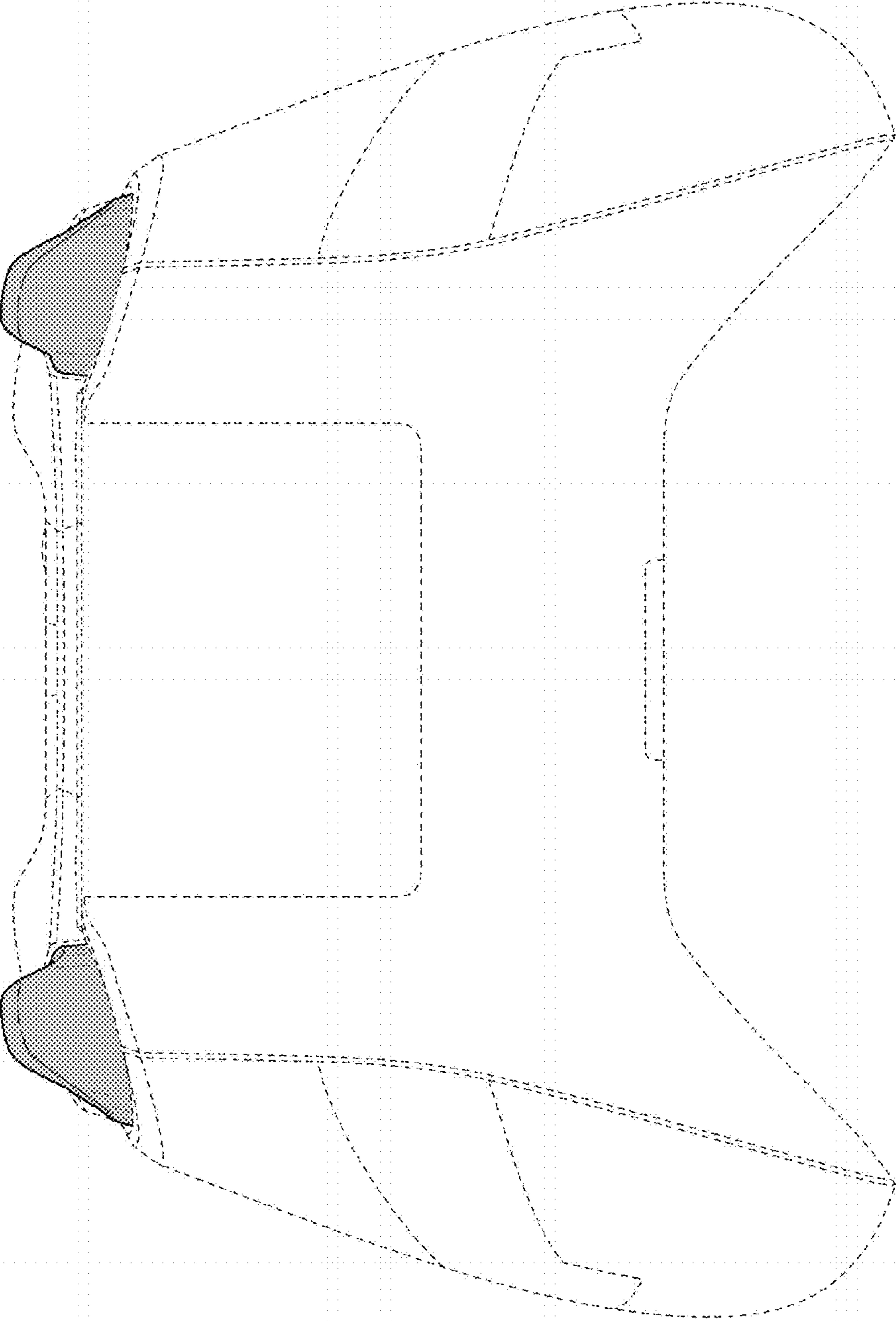


FIG. 3

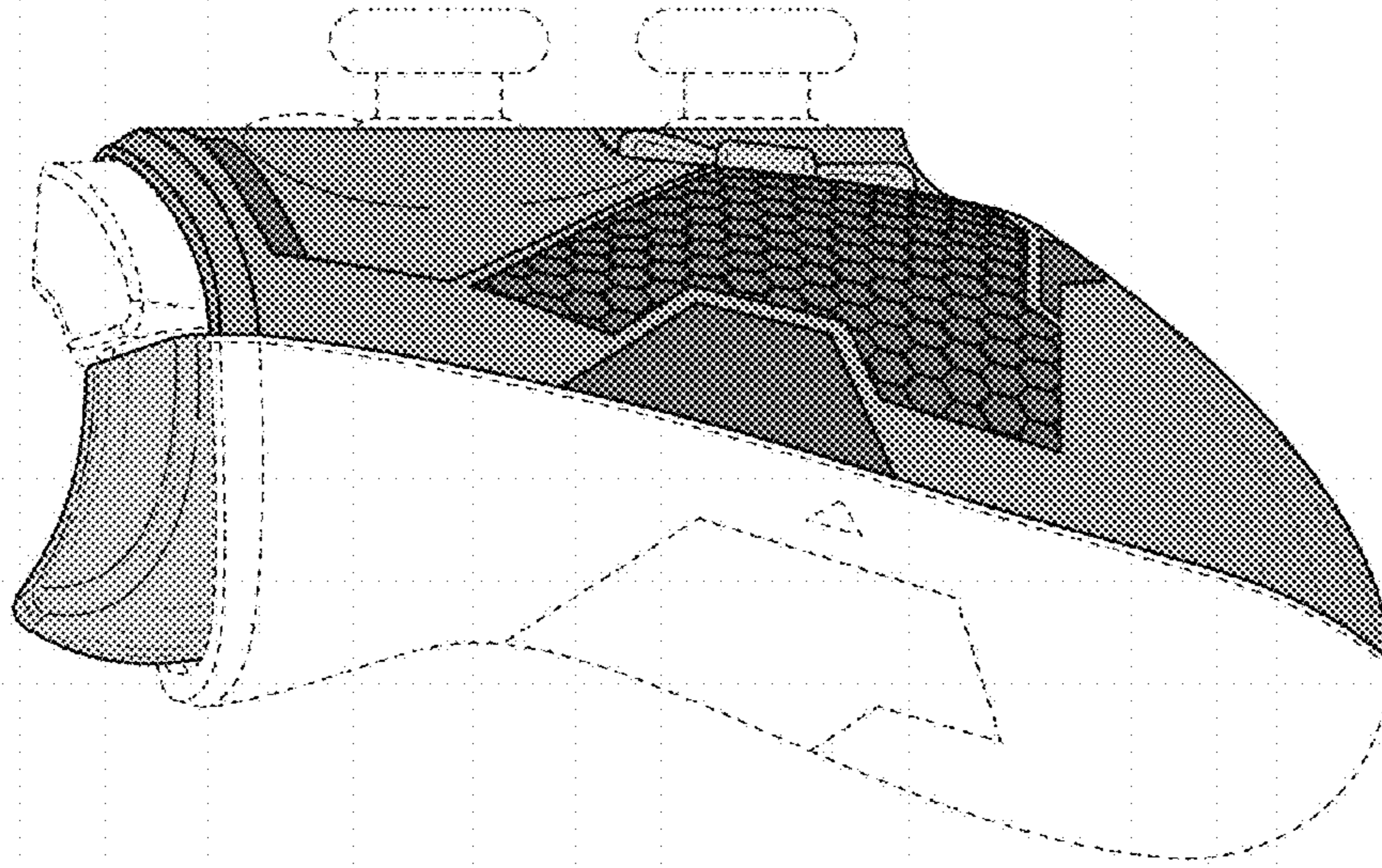


FIG. 5

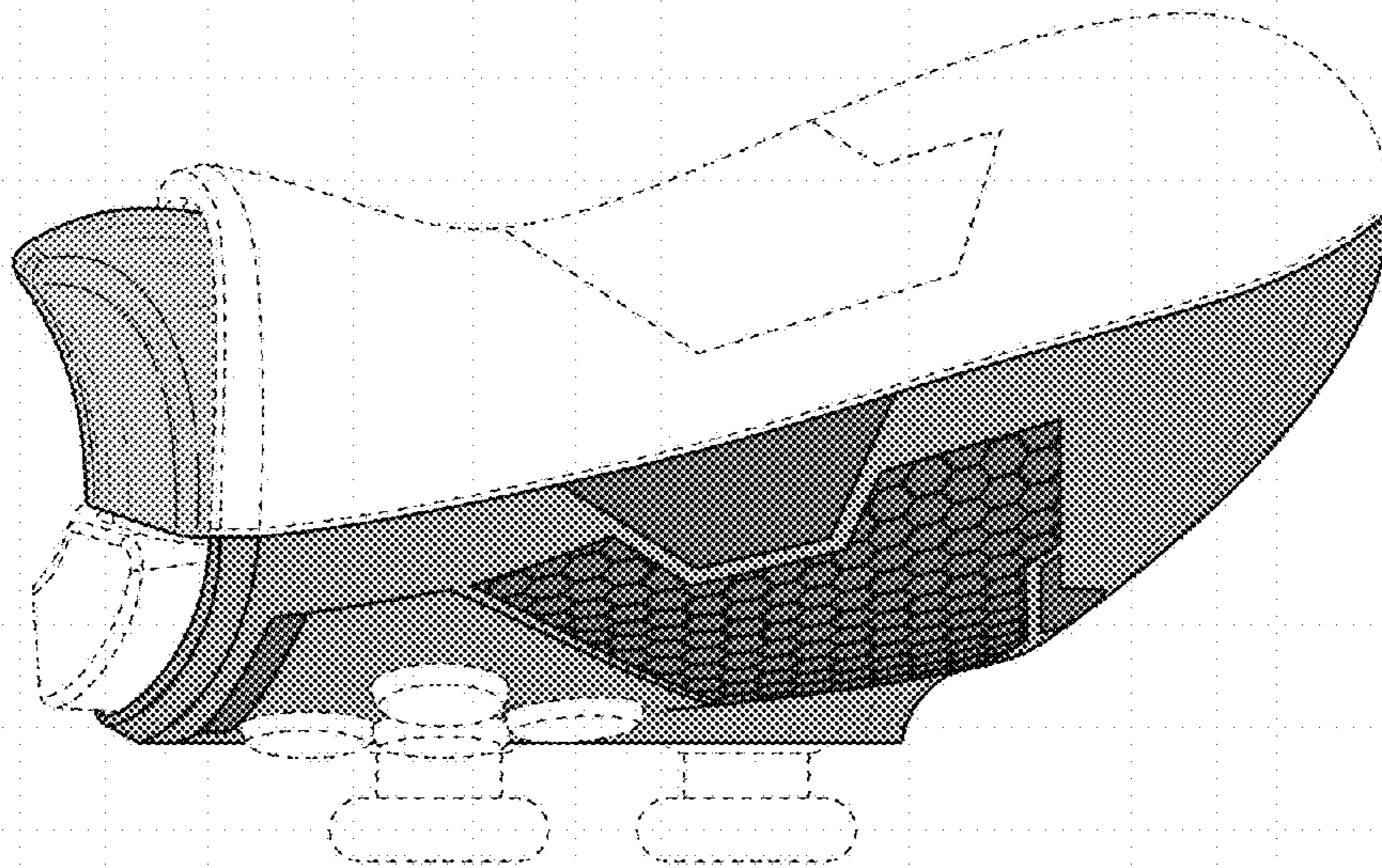


FIG. 4

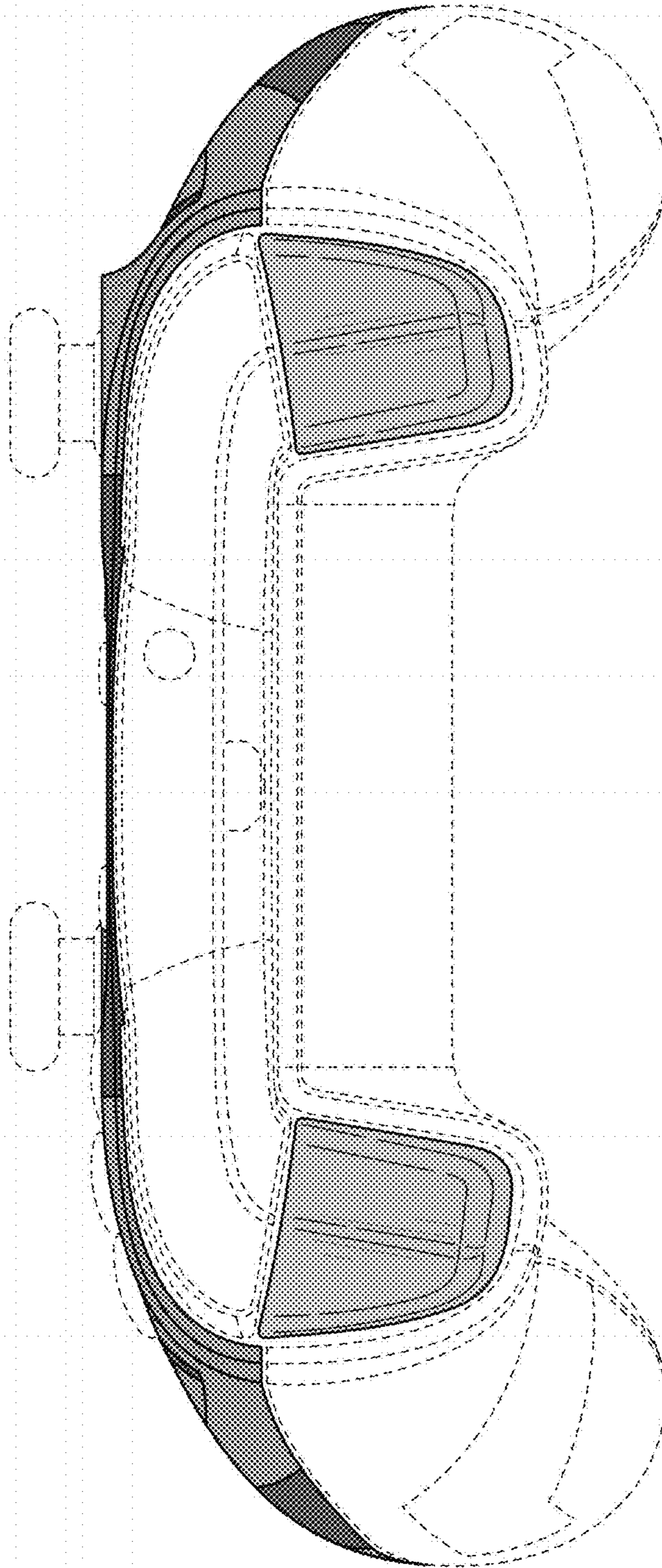


FIG. 6

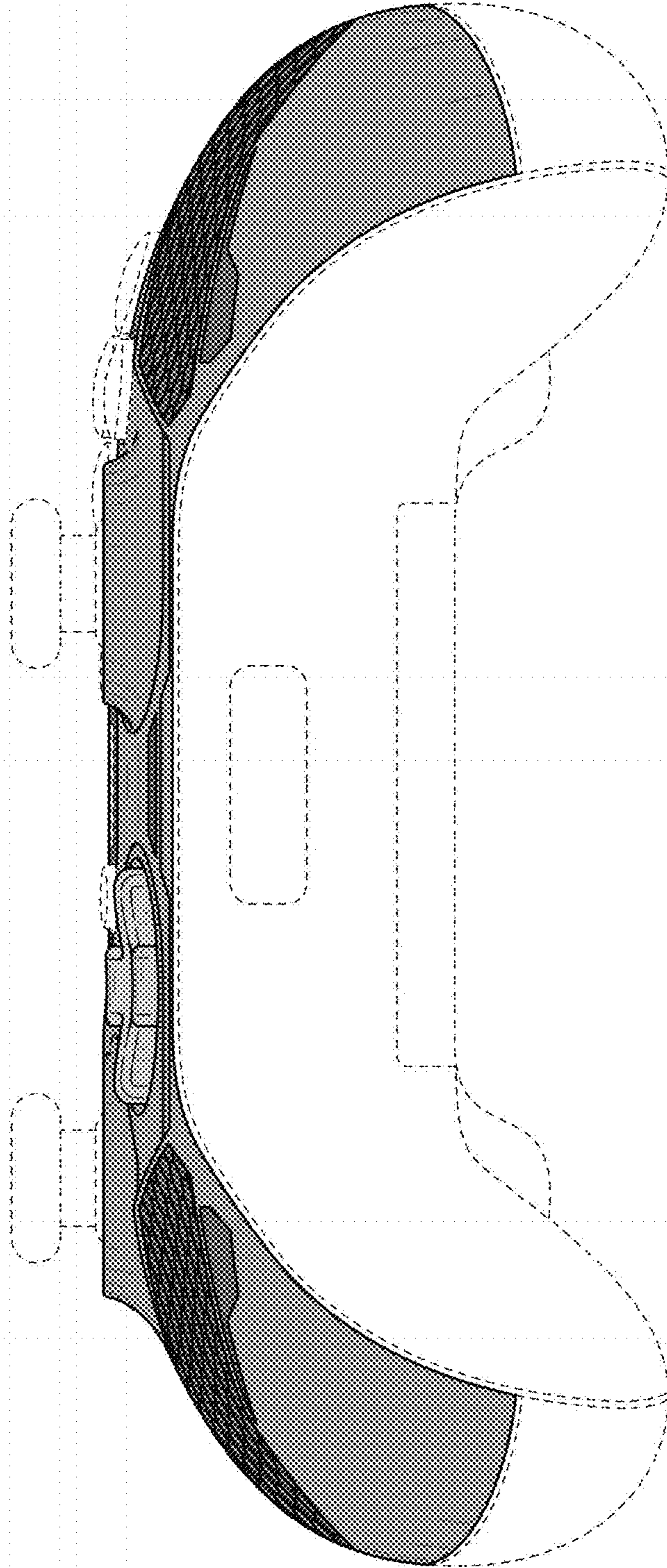


FIG. 7