



US00D765781S

(12) **United States Design Patent** (10) **Patent No.:** **US D765,781 S**  
**Seadler** (45) **Date of Patent:** **\*\* Sep. 6, 2016**

- (54) **CHRISTMAS TREE GREETING CARD**
- (71) Applicant: **American Greetings Corporation**,  
Cleveland, OH (US)
- (72) Inventor: **Toby Seadler**, Paradise Valley, AZ (US)
- (73) Assignee: **American Greetings Corporation**,  
Cleveland, OH (US)
- (\*\*) Term: **15 Years**
- (21) Appl. No.: **29/544,054**
- (22) Filed: **Oct. 30, 2015**
- (51) **LOC (10) Cl.** ..... **19-01**
- (52) **U.S. Cl.**  
USPC ..... **D19/6**
- (58) **Field of Classification Search**  
USPC ..... D19/1-8, 82, 100; 40/124.01-124.15,  
40/582, 540, 443, 442, 902, 672, 617, 599,  
40/331, 359, 360, 625, 717, 455, 124.191;  
446/147; 362/806, 808; 428/42.1,  
428/203-204, 913.3; 283/2-4, 74-75, 91,  
283/103, 105-106; D20/10, 22, 42, 27, 40;  
229/92, 92.1, 92.8, 300-303; D11/131,  
D11/117; 206/449, 308.3; D21/660  
CPC .. B42D 15/00; B42D 15/022; B42D 15/027;  
B42D 15/042; B42D 15/045; B42D 25/00;  
B42D 25/20; B42D 25/30; B42D 25/23;  
B42D 25/26; B42D 25/29; B42D 25/285;  
B42D 2033/00; B42D 2033/02; B42D  
2033/04; B42D 2033/08; B42D 2033/10;  
B42D 2033/18; B42D 2033/20; B42D  
2033/22; B42D 2033/28; B42D 2033/30  
See application file for complete search history.

- D368,439 S \* 4/1996 Romero ..... D11/118
- D375,757 S \* 11/1996 Johnson ..... D19/1
- 5,855,502 A 1/1999 Truchsess
- 6,053,798 A 4/2000 Tang
- 8,661,719 B2\* 3/2014 Hughes ..... B42D 15/022  
40/124.02

**FOREIGN PATENT DOCUMENTS**

GB 1408428 10/1975

\* cited by examiner

*Primary Examiner* — Abraham Bahta

(74) *Attorney, Agent, or Firm* — Christine Flanagan

(57) **CLAIM**

The ornamental design for a Christmas tree greeting card, as shown and described.

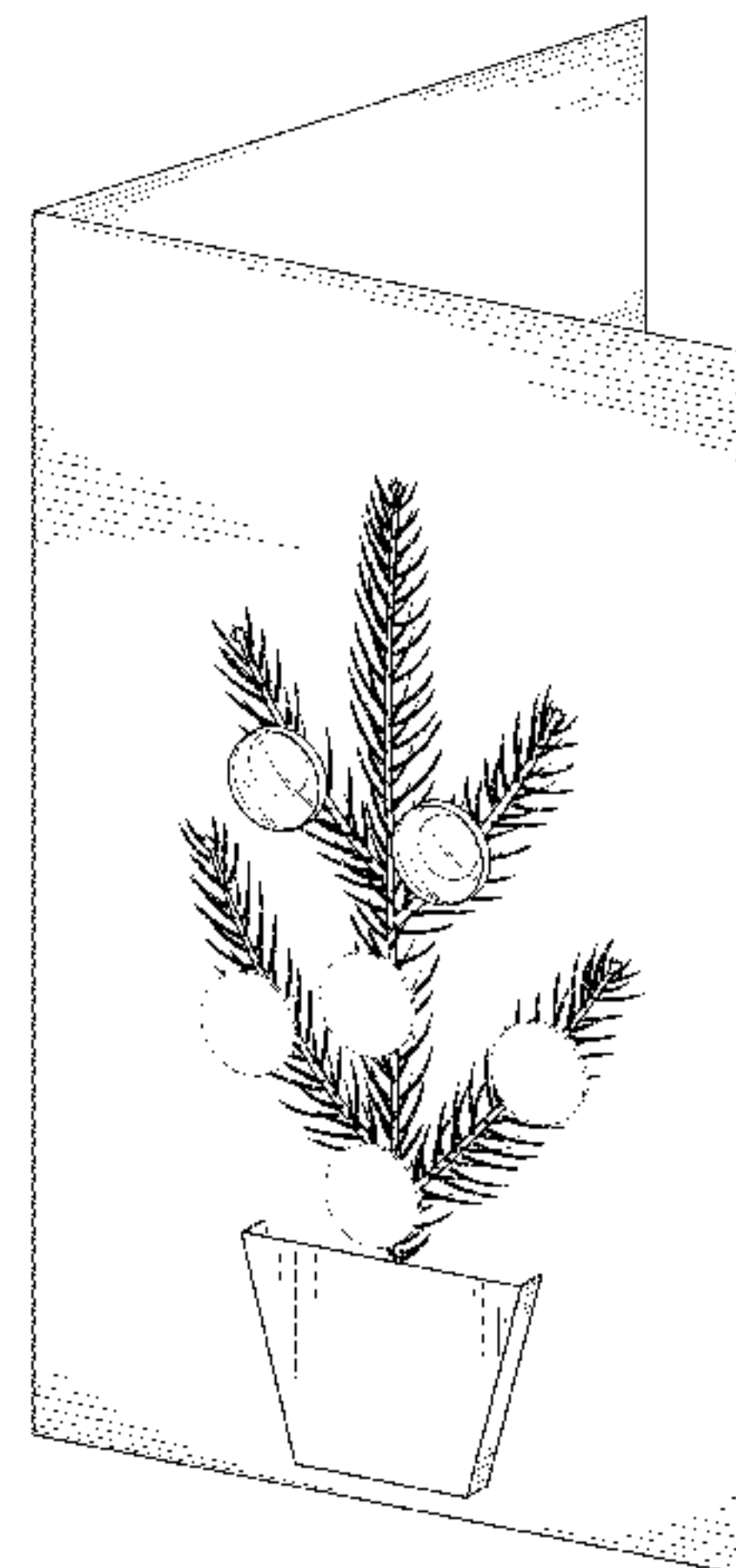
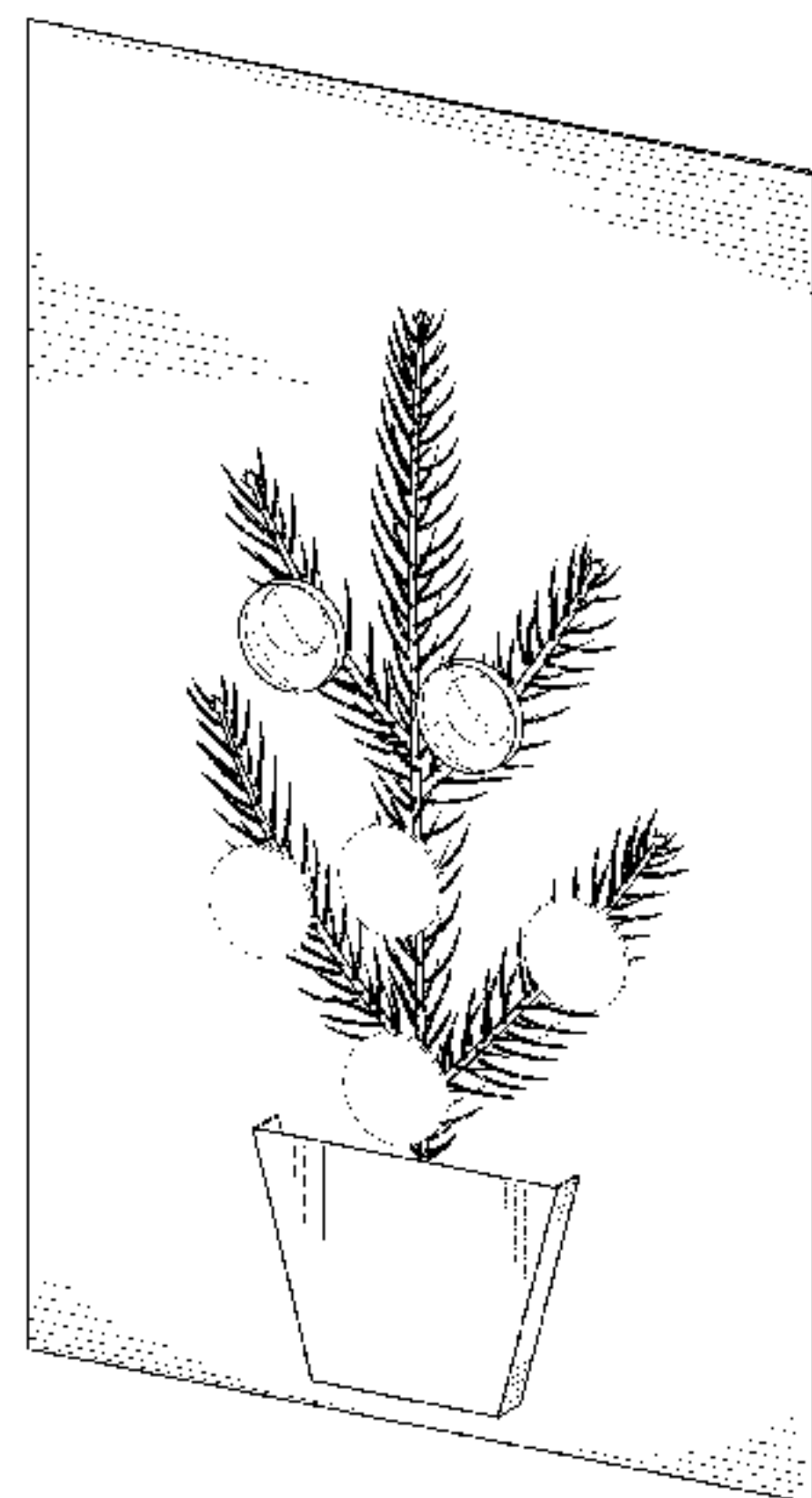
**DESCRIPTION**


FIG. 1 is a perspective view, in a closed position, of the Christmas tree greeting card showing my new design;  
 FIG. 2 is a front view thereof;  
 FIG. 3 is a rear view thereof;  
 FIG. 4 is a right side view thereof;  
 FIG. 5 is a top view thereof;  
 FIG. 6 is a bottom view thereof; and,  
 FIG. 7 is a perspective view thereof, the Christmas tree greeting card shown in a partially open position.  
 The broken line showing of portions of the Christmas tree greeting card is included for the purpose of illustrating environmental structure and forms no part of the claimed design.

**1 Claim, 5 Drawing Sheets**

(56) **References Cited**  
U.S. PATENT DOCUMENTS

- 2,447,856 A \* 8/1948 Hazelton ..... A47G 33/06  
40/124
- 4,559,583 A \* 12/1985 Ku ..... B42D 15/022  
229/92.8





**Fig. 1**




Fig. 2



Fig. 3

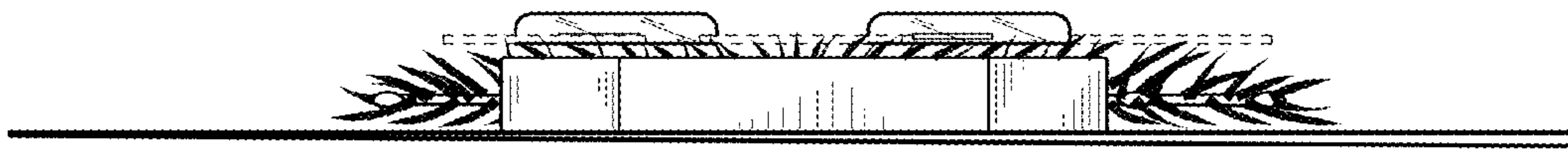


Fig. 4






**Fig. 5**



**Fig. 6**



**Fig. 7**