

US00D765780S

(12) **United States Design Patent** (10) **Patent No.:** **US D765,780 S**  
**Nelson** (45) **Date of Patent:** **\*\* Sep. 6, 2016**

(54) **LOUNGE CHAIR GREETING CARD**

B42D 2033/28; B42D 2033/30  
See application file for complete search history.

(71) Applicant: **American Greetings Corporation,**  
Cleveland, OH (US)

(56) **References Cited**

(72) Inventor: **Gary Nelson,** Avon, OH (US)

U.S. PATENT DOCUMENTS

(73) Assignee: **American Greetings,** Cleveland, OH  
(US)

D202,775 S \* 11/1965 Rowland ..... 297/239  
D332,707 S \* 1/1993 Muller ..... D6/373  
D618,004 S \* 6/2010 DeSanta ..... D6/366  
D652,224 S \* 1/2012 Ferrier ..... D6/373  
D668,072 S \* 10/2012 Kumazawa ..... D6/373  
D682,573 S \* 5/2013 Versace ..... D6/373  
D731,805 S \* 6/2015 Citterio ..... D6/373  
9,202,391 B1 \* 12/2015 Nelson ..... G09F 1/08

(\*\*) Term: **15 Years**

\* cited by examiner

(21) Appl. No.: **29/529,221**

(22) Filed: **Jun. 4, 2015**

*Primary Examiner* — Abraham Bahta

(51) **LOC (10) Cl.** ..... **19-01**

(74) *Attorney, Agent, or Firm* — Christine Flanagan

(52) **U.S. Cl.**

(57) **CLAIM**

USPC ..... **D19/6**

The ornamental design for a lounge chair greeting card, as shown and described.

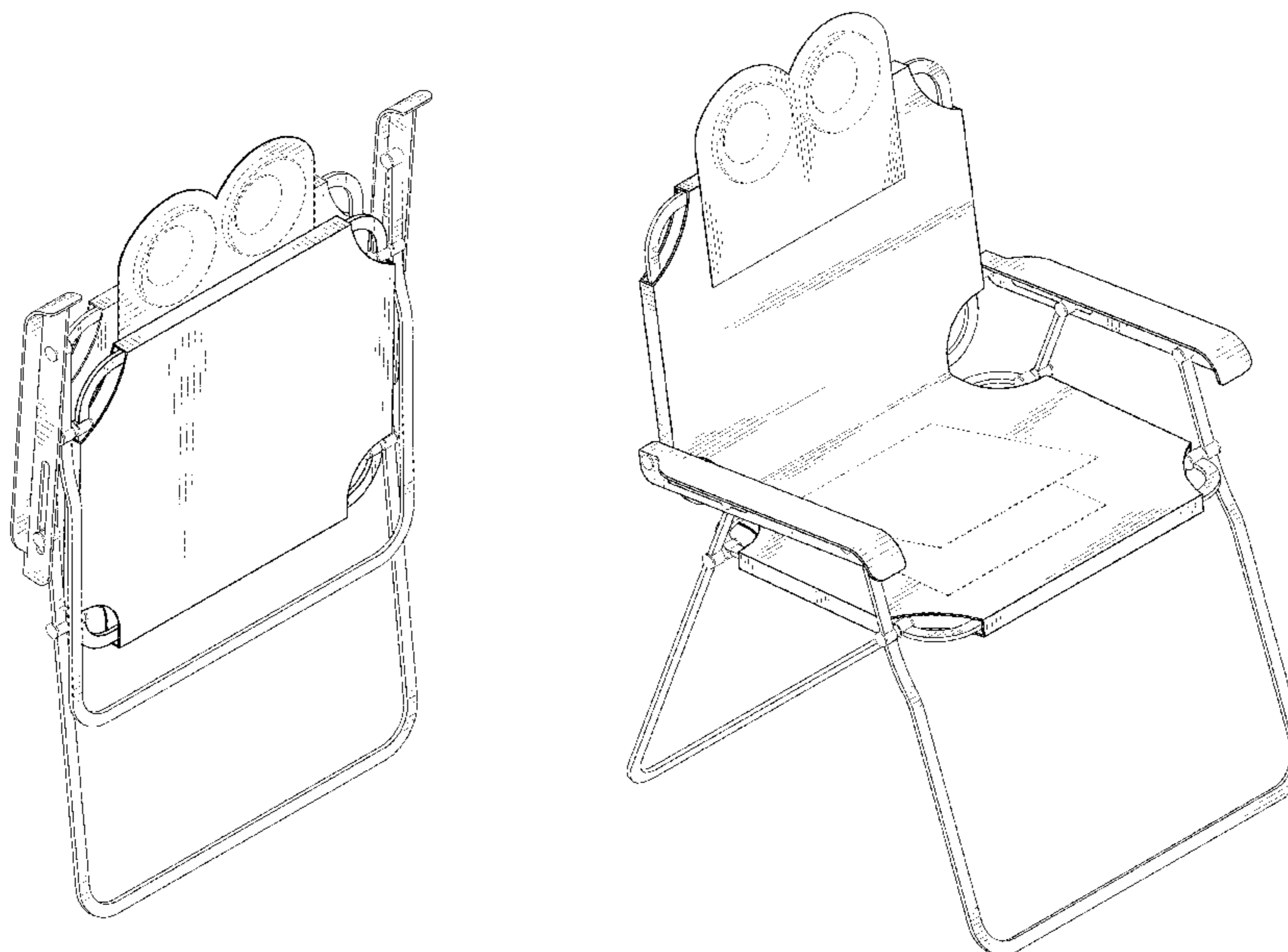
(58) **Field of Classification Search**

**DESCRIPTION**

USPC ..... D19/1-8, 82, 100; 40/124.01-124.15,  
40/582, 540, 443, 442, 902, 672, 617, 599,  
40/331, 359, 360, 625, 717, 455, 124.191;  
446/147; 362/806, 808; 428/42.1,  
428/203-204, 913.3; 283/2-4, 74-75, 91,  
283/103, 105-106; D20/10, 22, 42, 27, 40;  
229/92, 92.1, 92.8, 300-303; D11/131,  
D11/117; 206/449, 308.3; D21/660  
CPC ..... A47C 3/023; A47C 3/04; A47C 3/12;  
A47C 3/014; A47C 4/03; A47C 5/06; B42D  
15/00; B42D 15/022; B42D 15/027; B42D  
15/042; B42D 15/045; B42D 25/00; B42D  
25/20; B42D 25/30; B42D 25/23; B42D  
25/26; B42D 25/29; B42D 25/285; B42D  
2033/00; B42D 2033/02; B42D 2033/04;  
B42D 2033/08; B42D 2033/10; B42D  
2033/18; B42D 2033/20; B42D 2033/22;

FIG. 1 is a perspective view, in a closed position, of the lounge chair greeting card showing my new design; FIG. 2 is a front view thereof; FIG. 3 is a rear view thereof; FIG. 4 is a right side view thereof; FIG. 5 is a top view thereof; FIG. 6 is a bottom view thereof; and, FIG. 7 is a perspective view thereof, the lounge chair greeting card shown in an open position. The broken line showing of portions of the lounge chair greeting card is included for the purpose of illustrating environmental structure and forms no part of the claimed design.

**1 Claim, 6 Drawing Sheets**



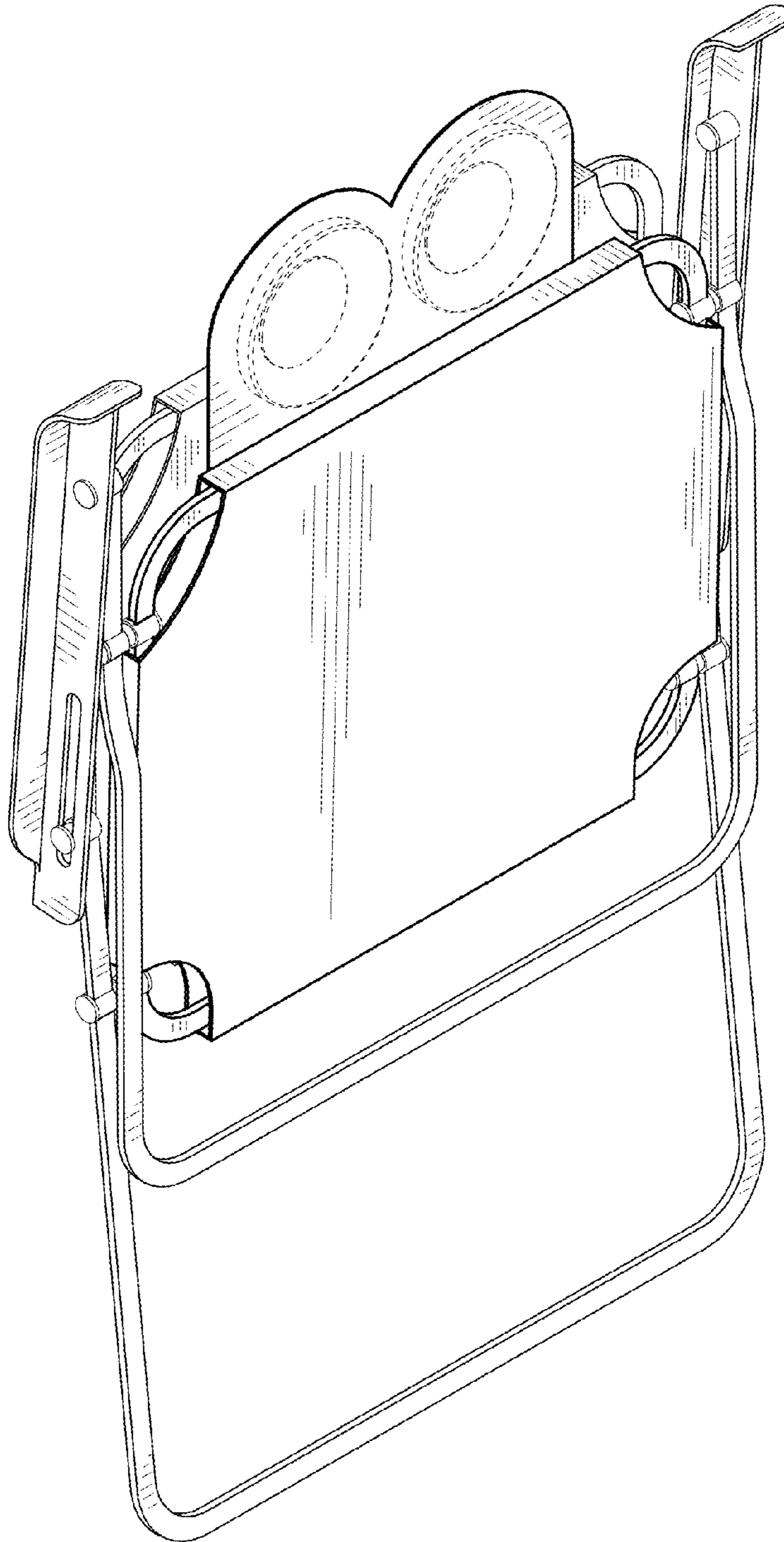


Fig. 1

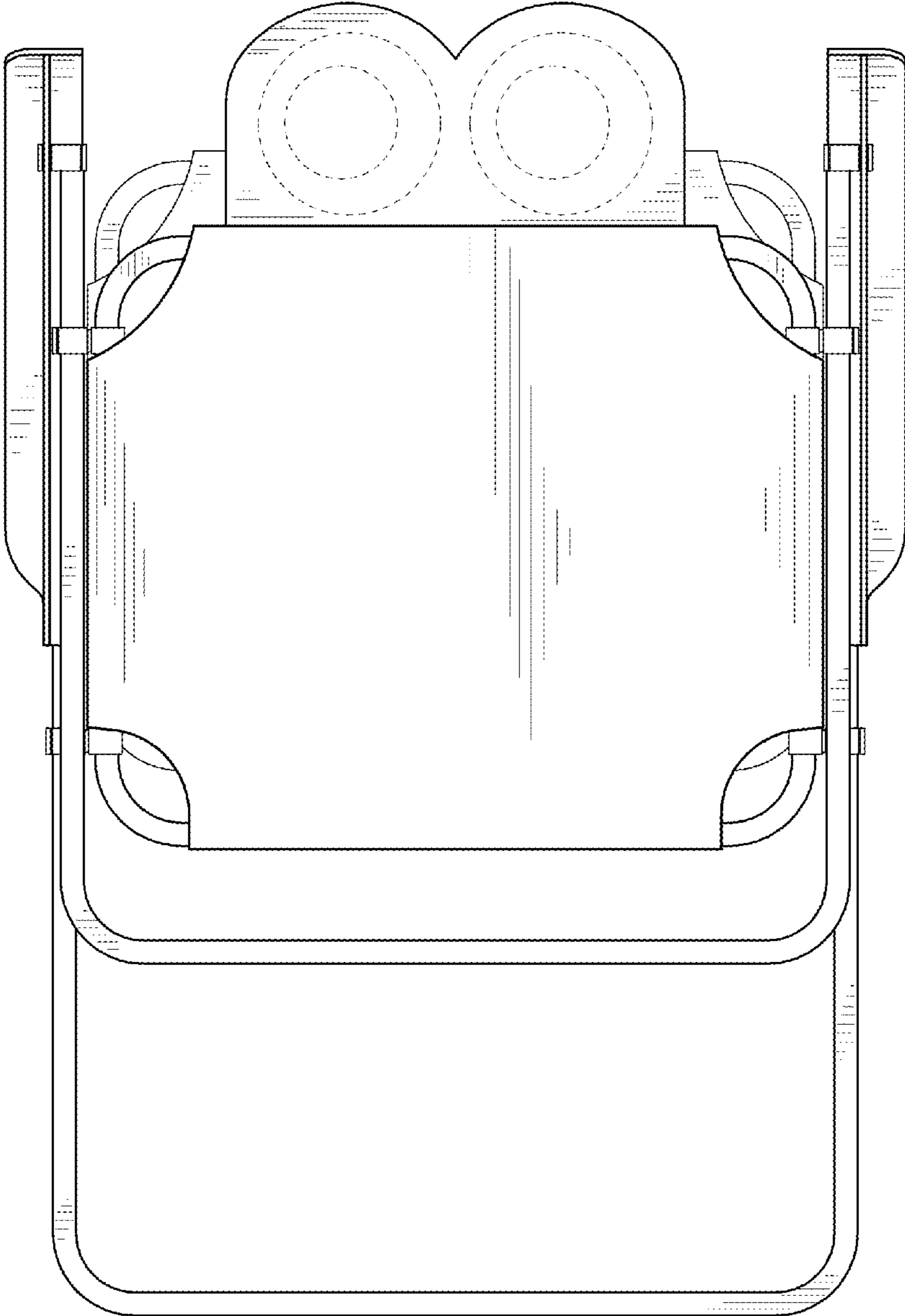


Fig. 2

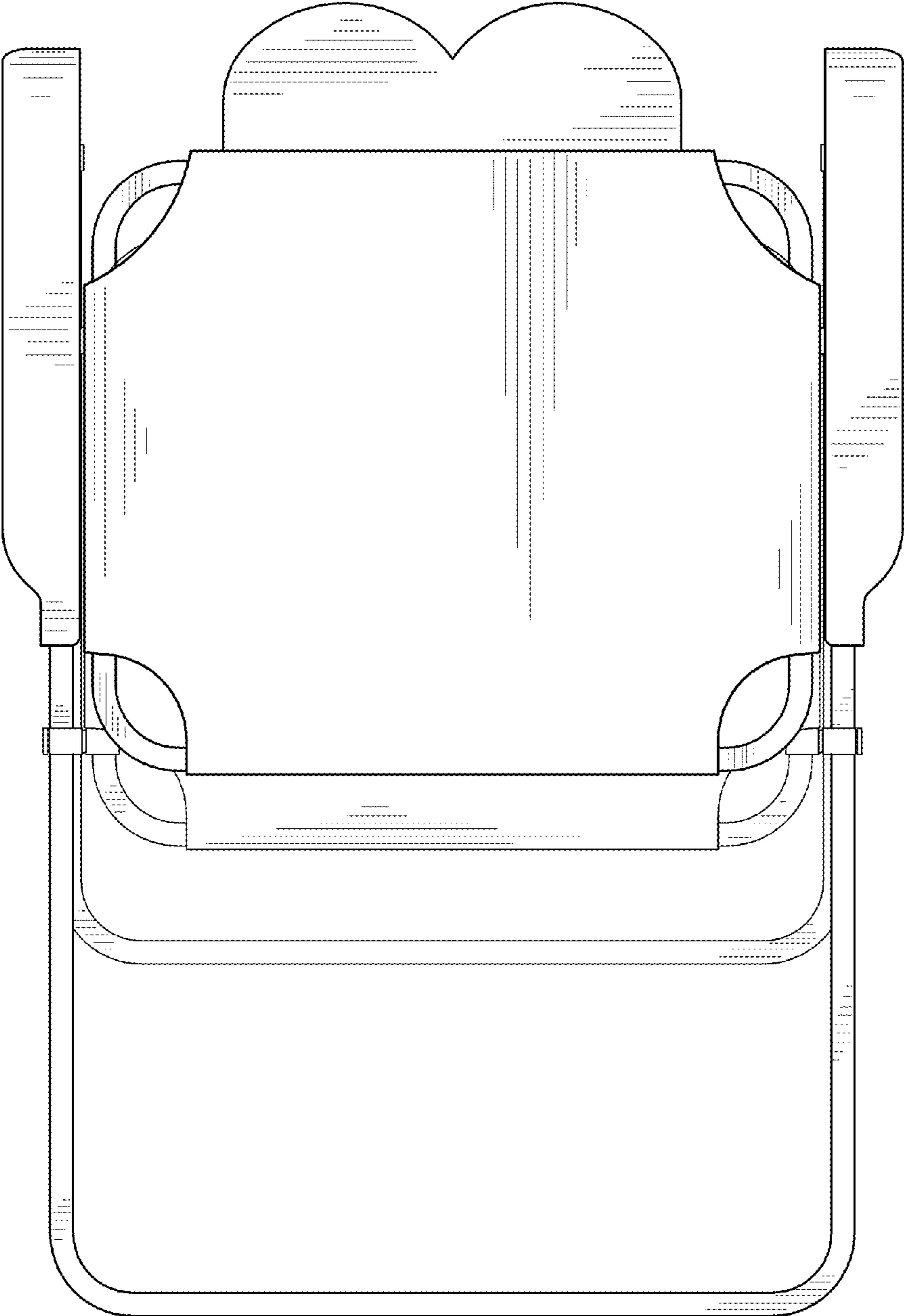


Fig. 3

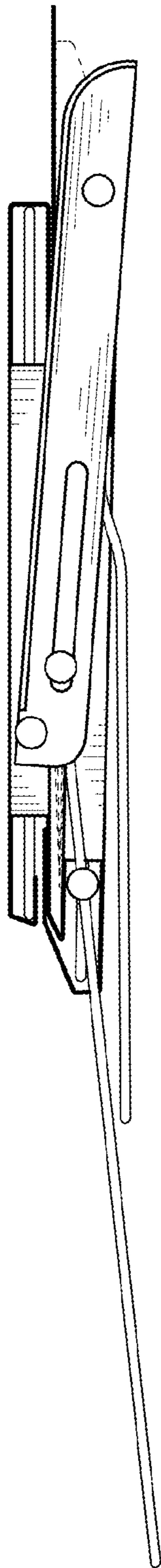
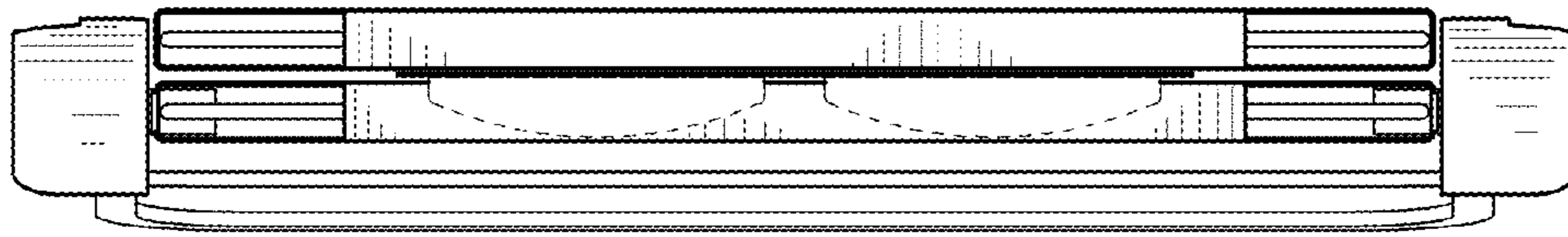



Fig. 4



**Fig. 5**



**Fig. 6**

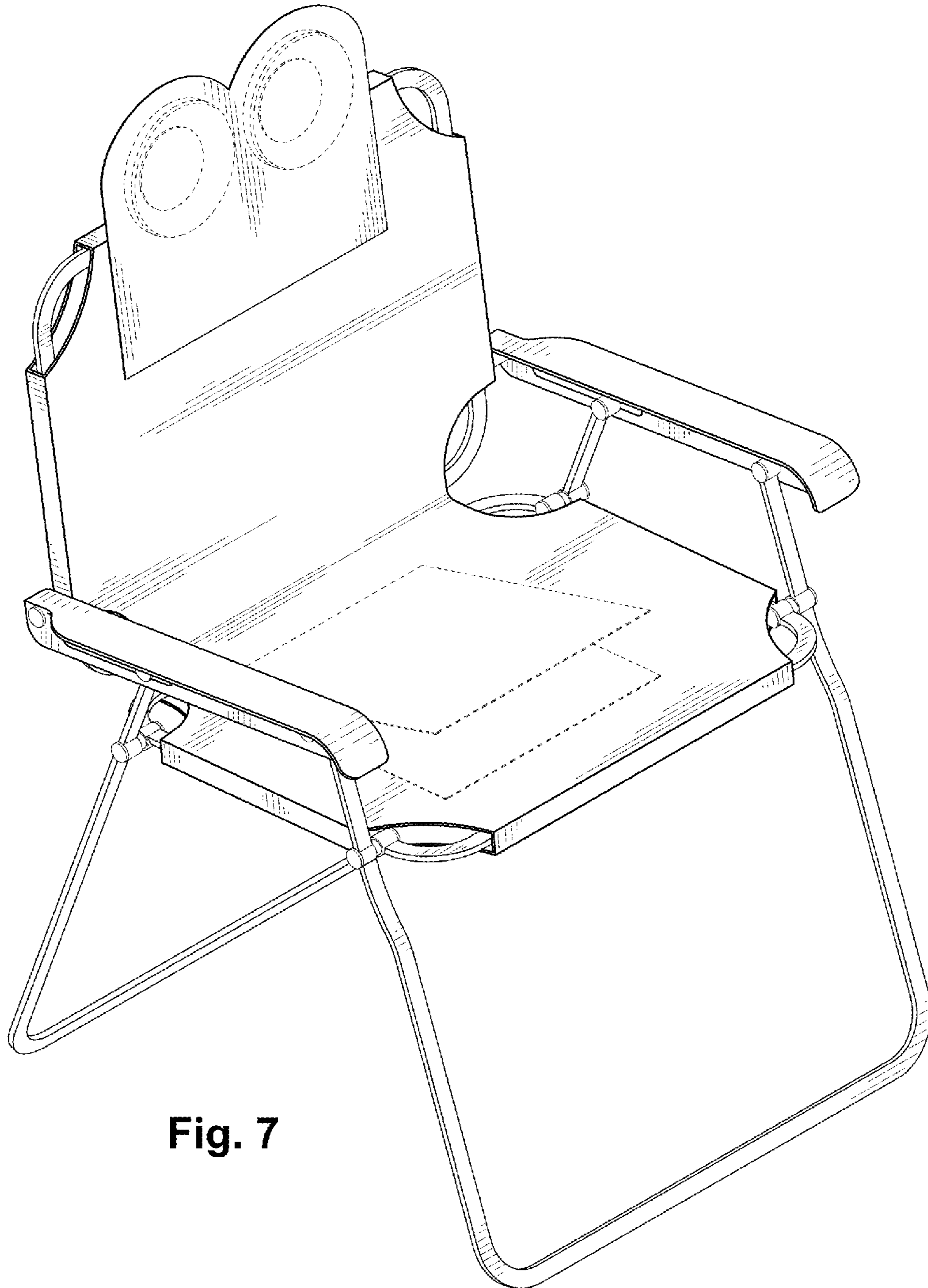


Fig. 7