



US00D765764S

(12) **United States Design Patent** (10) **Patent No.:** **US D765,764 S**
Darcy (45) **Date of Patent:** **** Sep. 6, 2016**

- (54) **HALF FRAME EYEGLASS FACADE**
- (71) Applicant: **Jessica Darcy**, Franklin Square, NY (US)
- (72) Inventor: **Jessica Darcy**, Franklin Square, NY (US)
- (73) Assignee: **FUNOOGLES, LLC**, Franklin Square, NY (US)
- (**) Term: **14 Years**
- (21) Appl. No.: **29/523,740**
- (22) Filed: **Apr. 13, 2015**
- (51) **LOC (10) Cl.** **16-06**
- (52) **U.S. Cl.**
USPC **D16/330; D16/326**
- (58) **Field of Classification Search**
USPC D16/101, 300-342, 900; D29/109-110; 351/41, 44, 51-52, 62, 158, 92, 351/103-123, 140-153, 63, 59, 45-48; 2/426-432, 447-449, 441, 434-437, 2/440, 442, 13, 15; D21/483, 659-661; D14/372; D8/356
CPC G02C 2200/08; G02C 1/06; G02C 5/14; G02C 11/02; G02C 11/04; G01C 5/16; A61M 2021/0044; A63B 33/002
See application file for complete search history.

- (56) **References Cited**
U.S. PATENT DOCUMENTS
3,238,005 A * 3/1966 Petitto G02C 9/00 2/13
5,007,727 A * 4/1991 Kahaney G02C 9/00 351/47
5,056,906 A * 10/1991 Akiyoshi G02C 9/00 351/47
5,412,438 A * 5/1995 Bolle' G02C 5/126 351/138

- 5,519,460 A * 5/1996 Mills A61F 9/025 2/13
- D543,572 S * 5/2007 Yee D16/315
- D681,095 S * 4/2013 Markovitz D16/315
- D710,429 S * 8/2014 Rhea D16/315
- D722,102 S * 2/2015 Shalar D16/304
- D740,346 S * 10/2015 Yoo D16/315
- D746,356 S * 12/2015 Markovitz D16/315
- D755,280 S * 5/2016 Hsu D16/315
- 2009/0279046 A1 * 11/2009 Dreher G02C 7/081 351/55
- 2012/0140164 A1 * 6/2012 Hsieh G02C 1/06 351/128
- 2013/0169923 A1 * 7/2013 Schnoll G02C 5/10 351/153
- 2015/0103304 A1 * 4/2015 Darcy G02C 1/06 351/52
- 2015/0286074 A1 * 10/2015 Frost G02C 11/02 351/116
- 2016/0004102 A1 * 1/2016 Nisper G02B 3/14 351/158

* cited by examiner

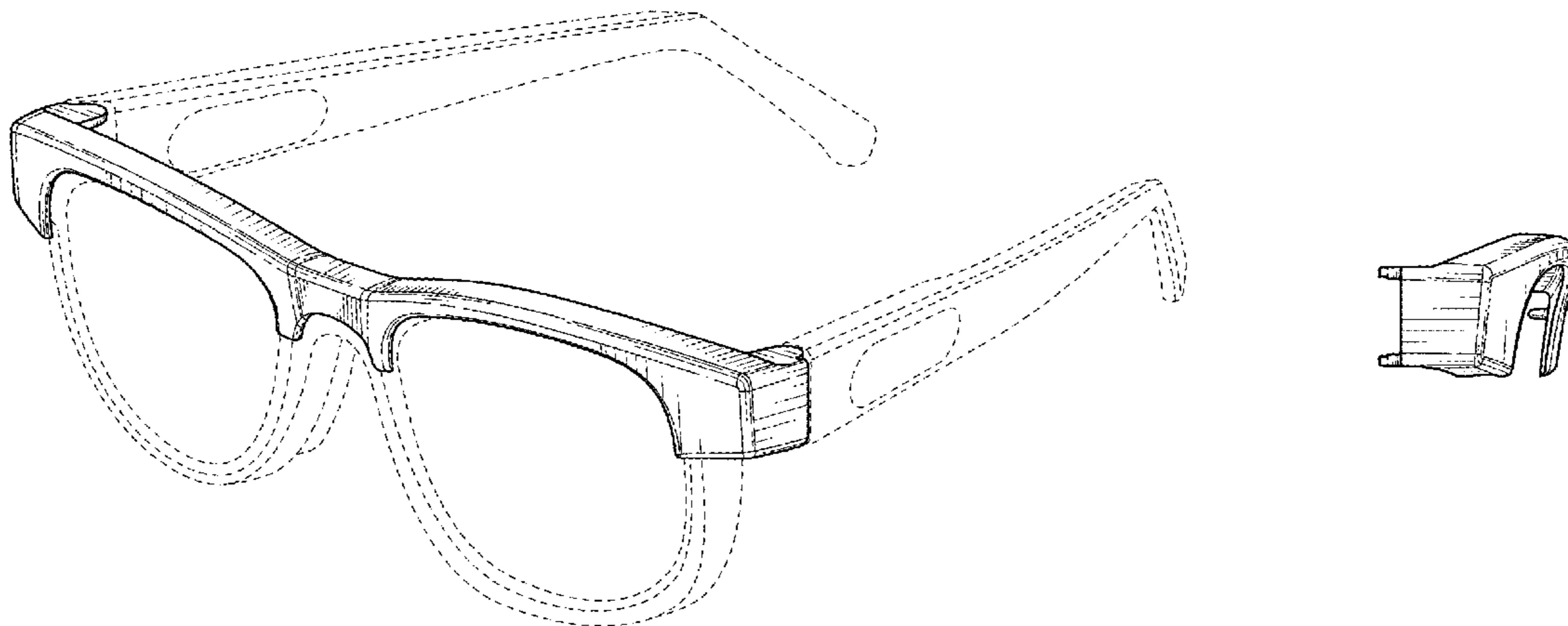
Primary Examiner — Raphael Barkai
(74) *Attorney, Agent, or Firm* — Parsons Behle & Latimer

(57) **CLAIM**
The ornamental design for a half frame eyeglass facade, as shown and described.

DESCRIPTION

FIG. 1 is a perspective view showing the half frame eyeglass facade embodying the new design; FIG. 2 is a front elevation view thereof; FIG. 3 is a top plan view thereof; FIG. 4 is a back elevation view thereof; FIG. 5 is a bottom plan view thereof; and, FIG. 6 is a left side elevational view thereof, the opposite side being opposite hand. The broken lines shown are included for the purpose of illustrating unclaimed structure and form no part of the claim.

1 Claim, 2 Drawing Sheets



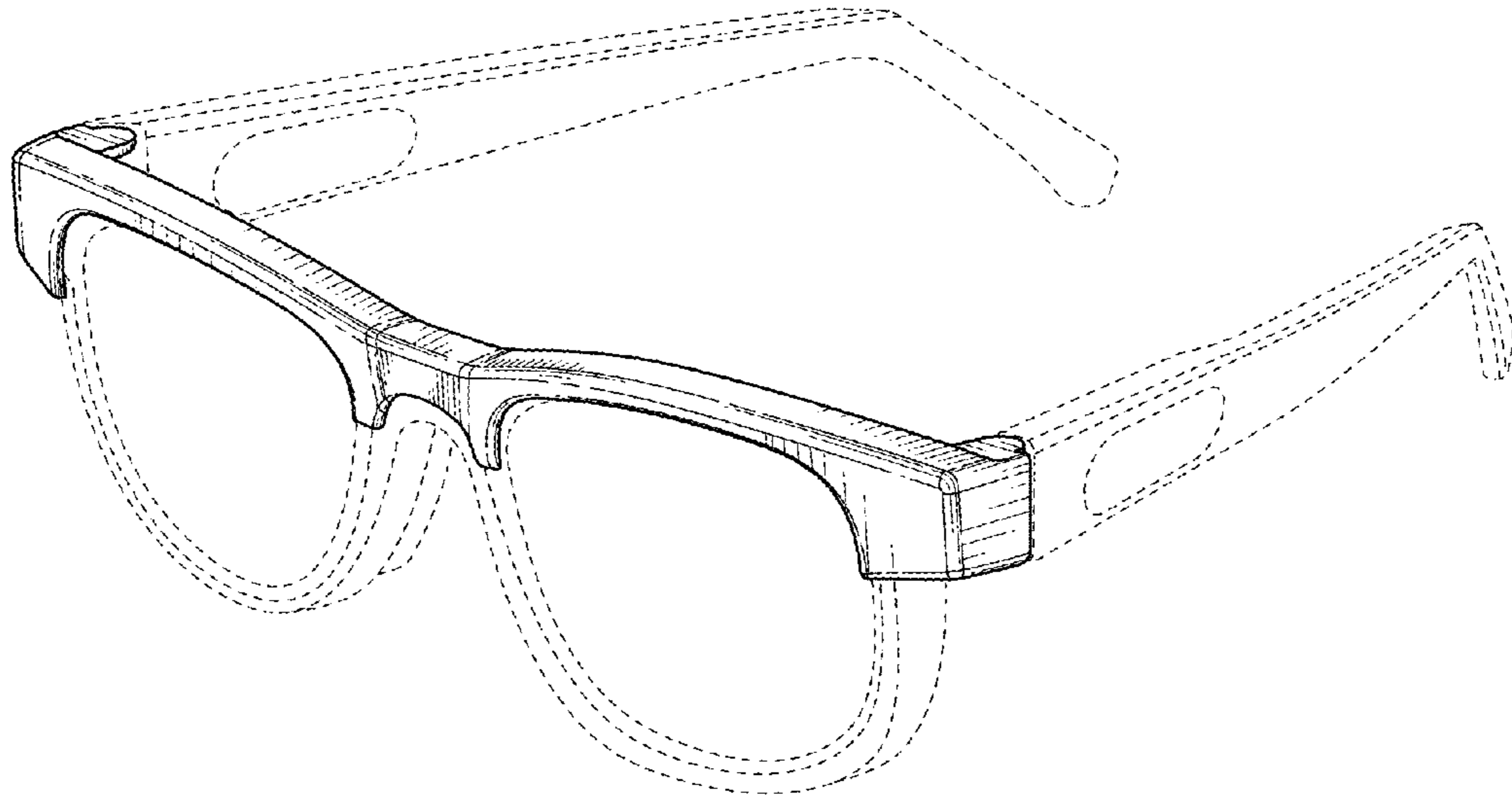


FIG. 1

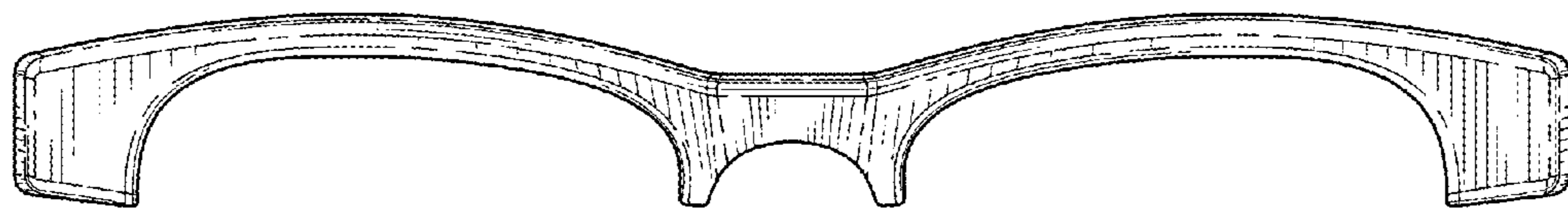


FIG. 2




FIG. 3

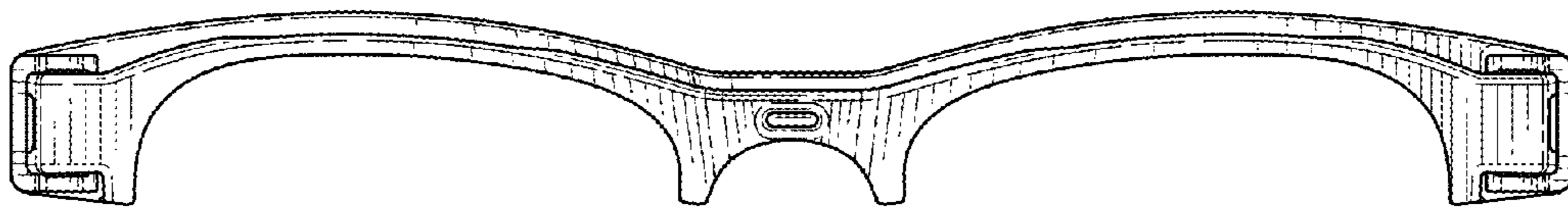


FIG. 4

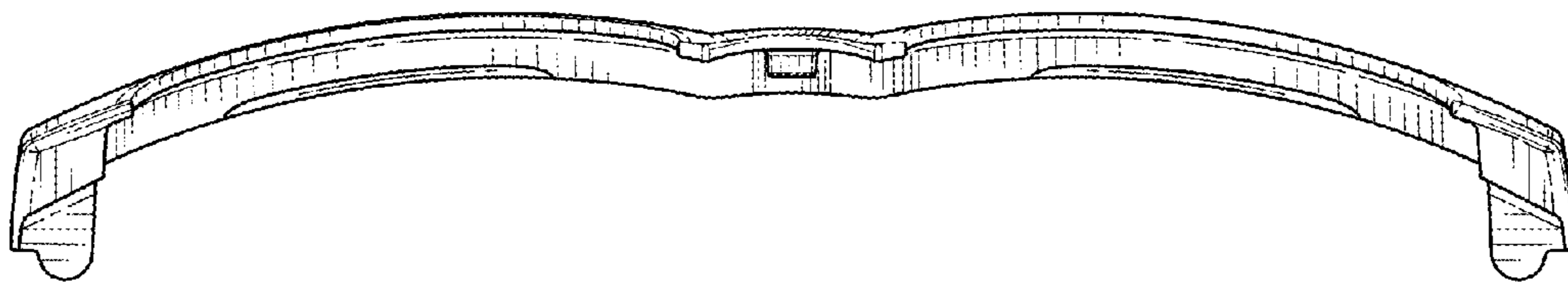


FIG. 5

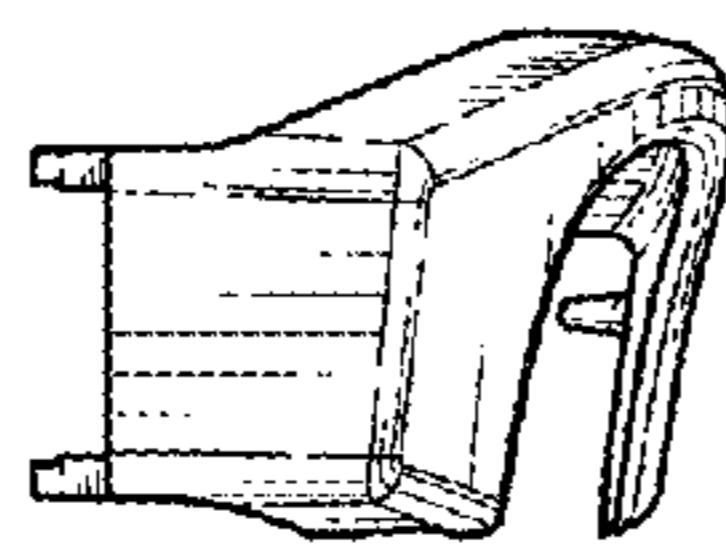


FIG. 6