



US00D765763S

(12) **United States Design Patent** (10) **Patent No.:** **US D765,763 S**
Darcy (45) **Date of Patent:** **** Sep. 6, 2016**

(54) **FULL FRAME EYEGGLASS FACADE**
(71) Applicant: **Jessica Darcy**, Franklin Square, NY (US)
(72) Inventor: **Jessica Darcy**, Franklin Square, NY (US)
(73) Assignee: **FUNOOGLES, LLC**, Franklin Square, NY (US)
(**) Term: **14 Years**
(21) Appl. No.: **29/523,738**
(22) Filed: **Apr. 13, 2015**
(51) **LOC (10) Cl.** **16-06**
(52) **U.S. Cl.**
USPC **D16/330; D16/326**
(58) **Field of Classification Search**
USPC D16/101, 300-342, 900; D29/109-110; 351/41, 44, 51-52, 62, 158, 92, 351/103-123, 140-153, 63, 59, 45-48; 2/426-432, 447-449, 441, 434-437, 2/440, 442, 13, 15; D21/483, 659-661; D14/372; D8/356
CPC G02C 2200/08; G02C 1/06; G02C 5/14; G02C 5/16; G02C 11/02; G02C 11/04; A61M 2021/0044; A63B 33/002
See application file for complete search history.

(56) **References Cited**
U.S. PATENT DOCUMENTS
3,238,005 A * 3/1966 Petitto G02C 9/00 2/13
5,056,906 A * 10/1991 Akiyoshi G02C 9/00 351/47
5,519,460 A * 5/1996 Mills A61F 9/025 2/13
D427,622 S * 7/2000 Conway D16/326
D536,363 S * 2/2007 Miklitarian D16/326
D656,177 S * 3/2012 Sallard D16/326

D675,665 S * 2/2013 Faber D16/306
D718,371 S * 11/2014 Morton D16/326
D718,372 S * 11/2014 Markovitz D16/326
D720,799 S * 1/2015 Thixton D16/326
D722,102 S * 2/2015 Shalar D16/304
D725,177 S * 3/2015 Crescenzi D16/326
D751,630 S * 3/2016 Galleani D16/324
D753,757 S * 4/2016 Markovitz D16/326
2006/0268218 A1 * 11/2006 Medana G02C 1/08 351/41
2009/0279046 A1 * 11/2009 Dreher G02C 7/081 351/55
2012/0140164 A1 * 6/2012 Hsieh G02C 1/06 351/128
2013/0169923 A1 * 7/2013 Schnoll G02C 5/10 351/153
2015/0103304 A1 * 4/2015 Darcy G02C 1/06 351/52
2015/0286074 A1 * 10/2015 Frost G02C 11/02 351/116
2016/0004102 A1 * 1/2016 Nisper G02B 3/14 351/158

* cited by examiner

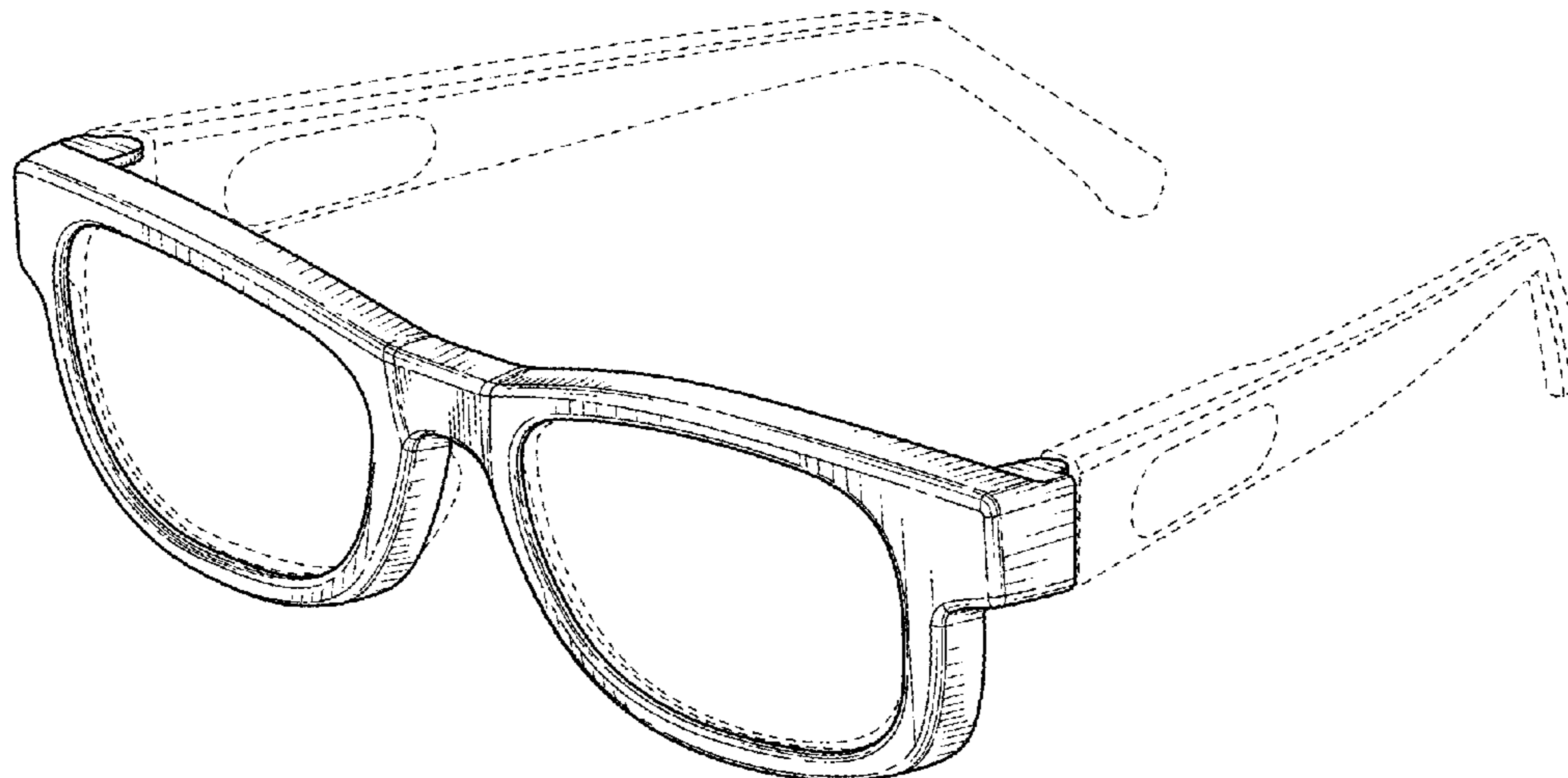
Primary Examiner — Raphael Barkai
(74) *Attorney, Agent, or Firm* — Parsons Behle & Latimer

(57) **CLAIM**
The ornamental design for a full frame eyeglass facade, as shown and described.

DESCRIPTION

FIG. 1 is a perspective view showing the full frame eyeglass facade embodying the new design;
FIG. 2 is a front elevation view thereof;
FIG. 3 is a top plan view thereof;
FIG. 4 is a back elevation view thereof;
FIG. 5 is a bottom plan view thereof; and,
FIG. 6 is a left side elevation view thereof, the opposite side being opposite hand.
The broken lines shown are included for the purpose of illustrating unclaimed structure and form no part of the claim.

1 Claim, 2 Drawing Sheets






FIG. 1

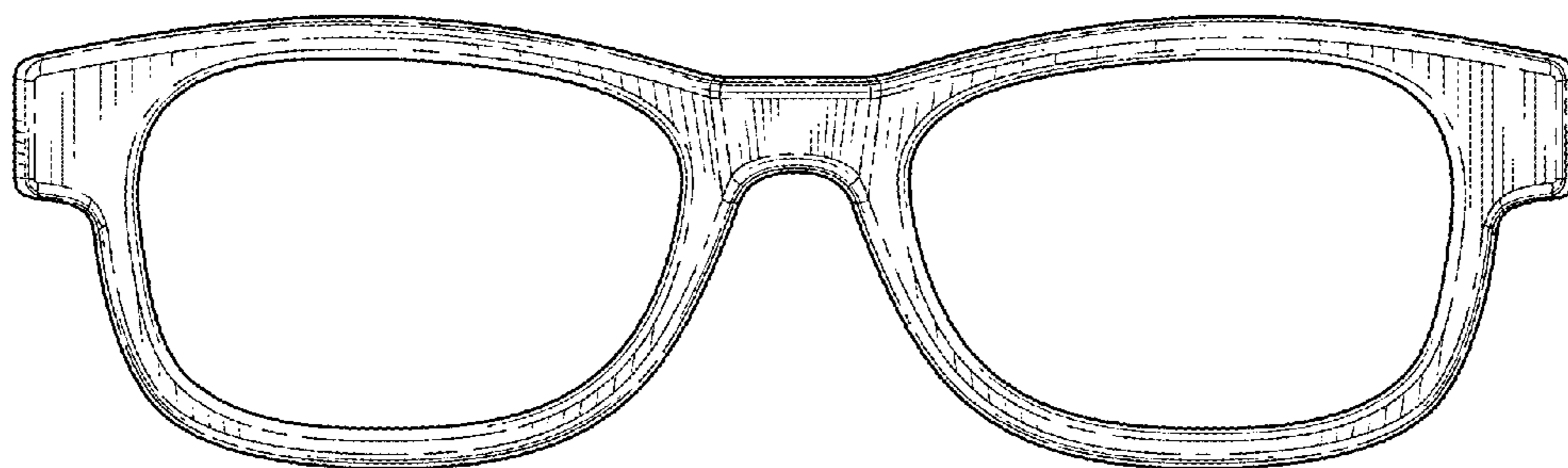


FIG. 2

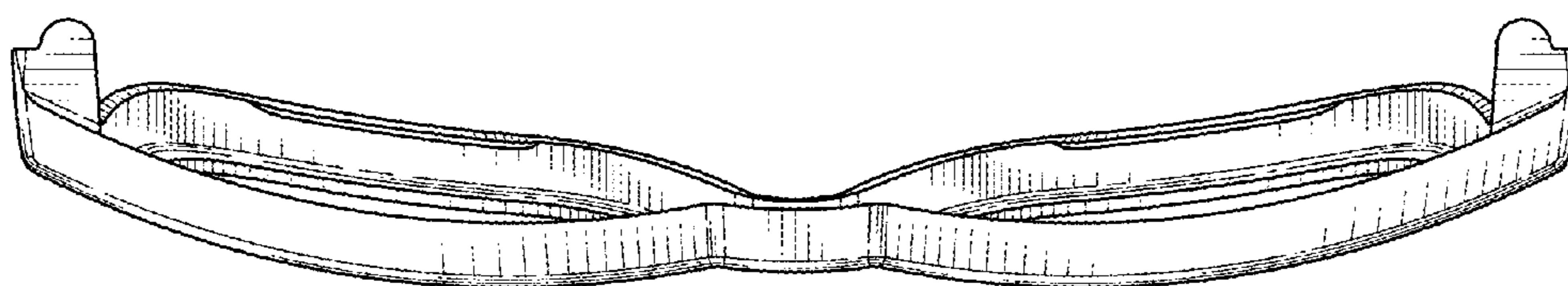


FIG. 3

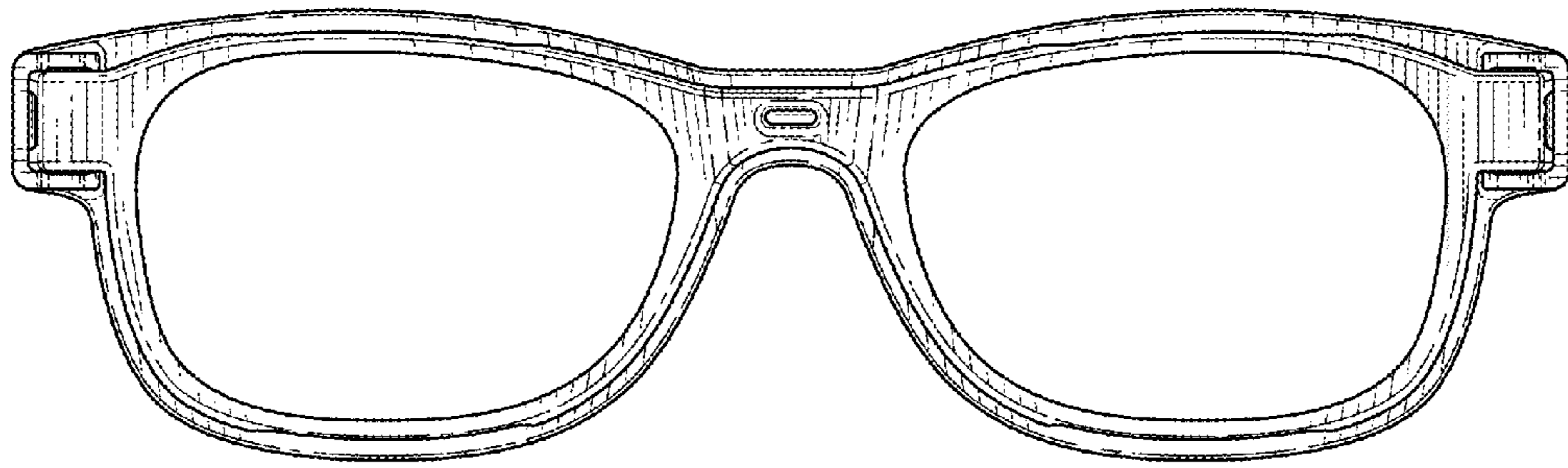


FIG. 4

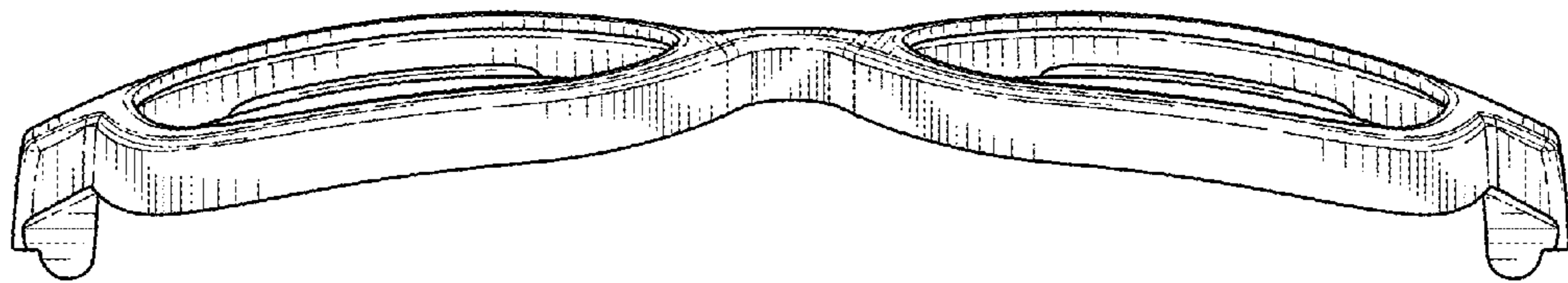


FIG. 5

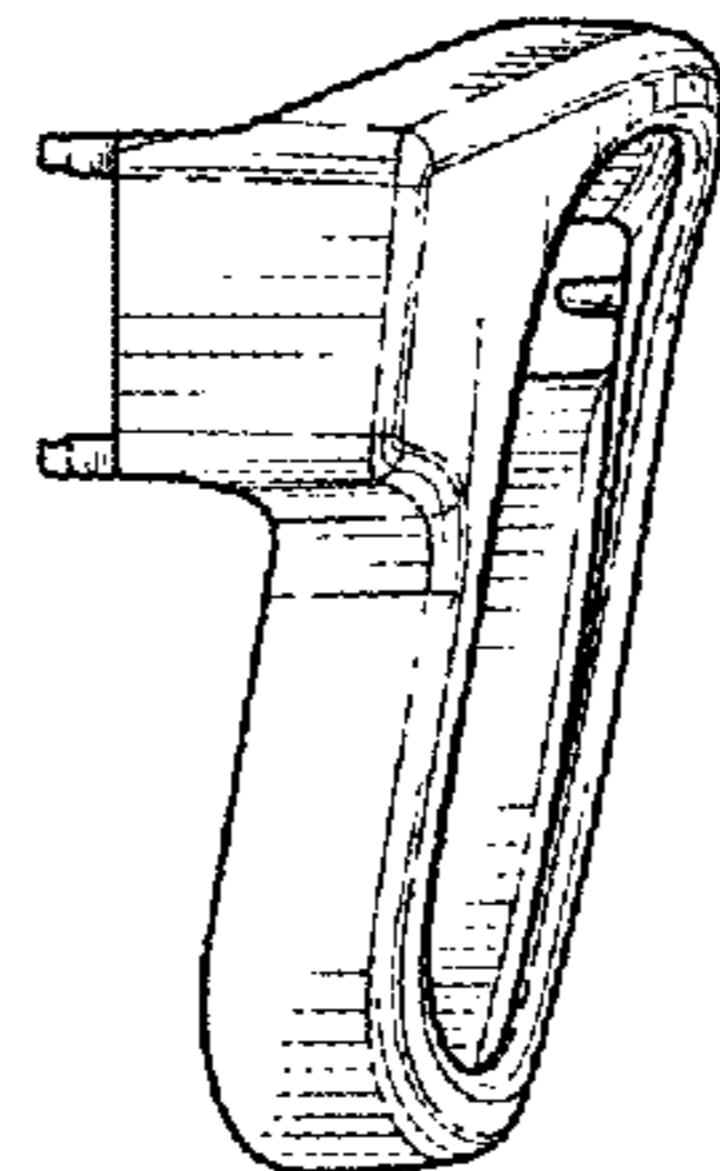


FIG. 6