



US00D765724S

(12) **United States Design Patent**
Mahedran

(10) **Patent No.:** **US D765,724 S**
(45) **Date of Patent:** **** Sep. 6, 2016**

(54) **DISPLAY SCREEN PORTION WITH ICON**

DESCRIPTION

(71) Applicant: **Giftzapz, LLC**, Ada, MI (US)

(72) Inventor: **Sachidanadam Mahedran**, Gandhi Nager (IN)

(73) Assignee: **GIFTZAPZ, LLC**, Ankeny, IA (US)

(**) Term: **14 Years**

(21) Appl. No.: **29/494,656**

(22) Filed: **Jun. 23, 2014**

Related U.S. Application Data

(63) Continuation of application No. 29/448,528, filed on Mar. 13, 2013, now Pat. No. Des. 707,710.

(51) **LOC (10) Cl.** **14-04**

(52) **U.S. Cl.**

USPC **D14/489**

(58) **Field of Classification Search**

USPC D14/485–495

CPC .. G06F 3/048; G06F 3/0481; G06F 3/04817; G06F 3/0482

See application file for complete search history.

(56) **References Cited**

U.S. PATENT DOCUMENTS

D426,526 S 6/2000 Hwang et al.
D427,609 S * 7/2000 Hwang D14/492

(Continued)

OTHER PUBLICATIONS

U.S. Appl. No. 29/494,664, filed Jun. 23, 2014.

(Continued)

Primary Examiner — Angela J Lee

(74) *Attorney, Agent, or Firm* — Nyemaster Goode P.C.

(57) **CLAIM**

I claim the ornamental design for the display screen portion with icon, as shown and described.

FIG. 1 is a front view of an icon for a display screen portion with icon according to a first embodiment of my new design; FIG. 2 is a top view of an icon for a display screen portion with icon of FIG. 1 depicted on a touch sensitive mobile device's display screen;

FIG. 3 is a front view of an icon for a display screen portion with icon, according to a second embodiment of my new design;

FIG. 4 is a top view of an icon for a display screen portion with icon of FIG. 3 depicted on a touch sensitive mobile device's display screen;

FIG. 5 is a front view of an icon for a display screen portion with icon according to a third embodiment of my new design;

FIG. 6 is a top view of an icon for a display screen portion with icon of FIG. 5 depicted on a touch sensitive mobile device's display screen;

FIG. 7 is a front view of an icon for a display screen portion with icon according to a fourth embodiment of my new design;

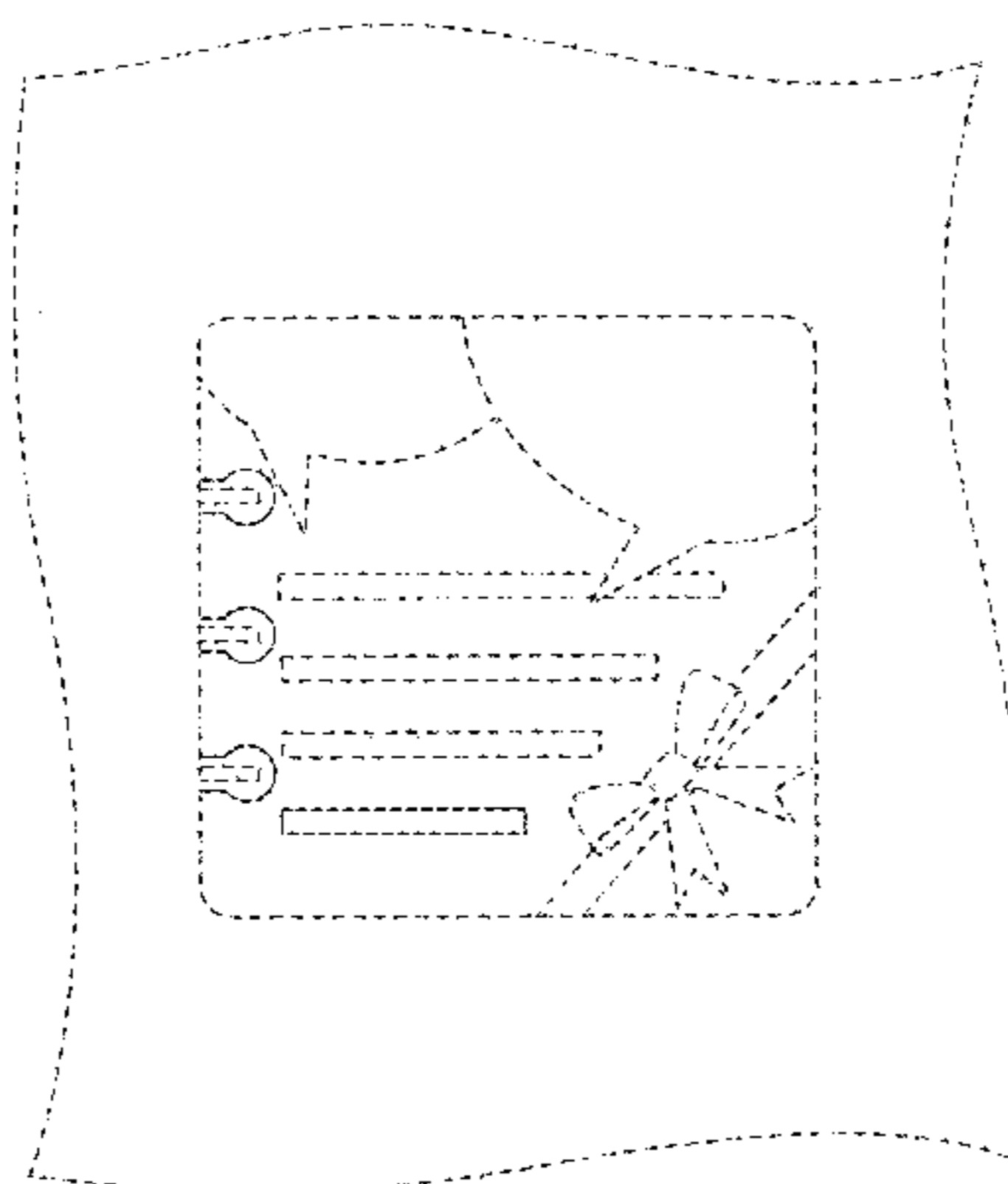
FIG. 8 is a top view of an icon for a display screen portion with icon of FIG. 7 depicted on a touch sensitive mobile device's display screen;

FIG. 9 is a front view of an icon for a display screen portion with icon according to a fifth embodiment of my new design; and,

FIG. 10 is a top view of an icon for a display screen portion with icon of FIG. 9 depicted on a touch sensitive mobile device's display screen.

The broken lines in the various figures showing: an exterior square with rounded corners; the portion of the display screen; the touch sensitive mobile device; the border of the interior square with rounded corners; the callout bubbles; the notebook holes on the left side; the center of the horizontal and rectangular lines in the notebook holes; and the four horizontal and rectangular lines of the design are for illustrative purposes only and form no part of the claimed design.

1 Claim, 10 Drawing Sheets



(56)

References Cited

U.S. PATENT DOCUMENTS

D561,197 S 2/2008 Okaro et al.
D561,777 S * 2/2008 Ivanov D14/489
D570,369 S 6/2008 Fletcher
D582,940 S 12/2008 Carpenter et al.
D606,093 S * 12/2009 Danton D14/489
D619,616 S 7/2010 Esterly et al.
D627,366 S * 11/2010 Martiros D14/492
D634,752 S 3/2011 McLaughlin et al.
D646,297 S 10/2011 McLaughlin et al.
D662,946 S 7/2012 Steele et al.
D670,739 S 11/2012 Phelan
D680,131 S * 4/2013 Anzures D14/489
D682,309 S 5/2013 Steele et al.

D686,637 S 7/2013 Anzures
D692,457 S * 10/2013 Abratowski D14/489
D693,364 S * 11/2013 Gardner D14/489
D703,692 S * 4/2014 Phelan D14/488
D707,710 S * 6/2014 Mahedran D14/492
D707,711 S 6/2014 Mahendran
D707,712 S 6/2014 Mahedran
D709,087 S * 7/2014 Dellinger D14/489
D716,343 S * 10/2014 Baumann D14/489
D737,322 S * 8/2015 Schneider D14/492
D738,911 S * 9/2015 Phelan D14/489
2010/0332518 A1 12/2010 Song et al.

OTHER PUBLICATIONS

U.S. Appl. No. 29/494,665 filed Jun. 23, 2014.

* cited by examiner

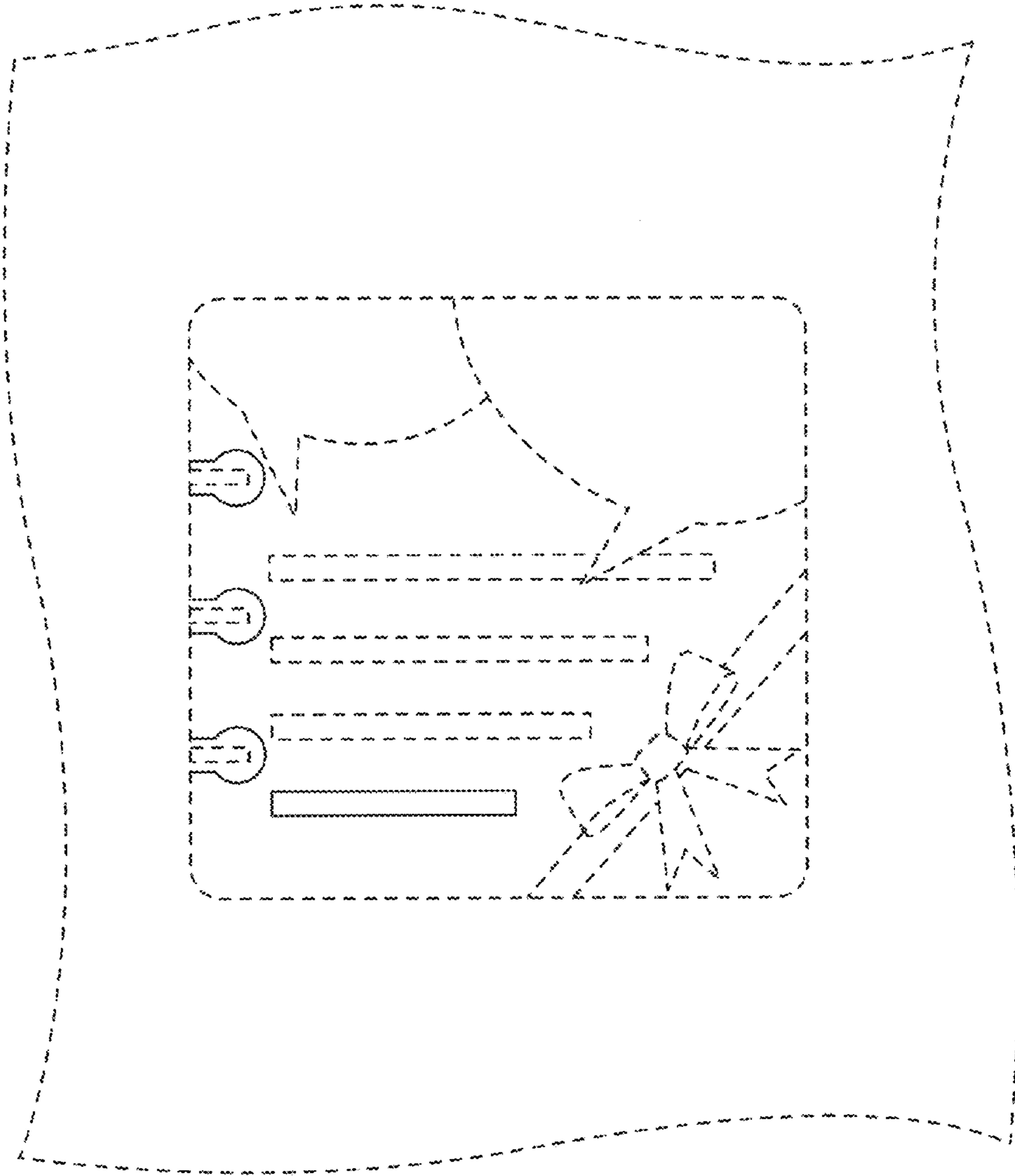


FIG. 1




FIG. 2

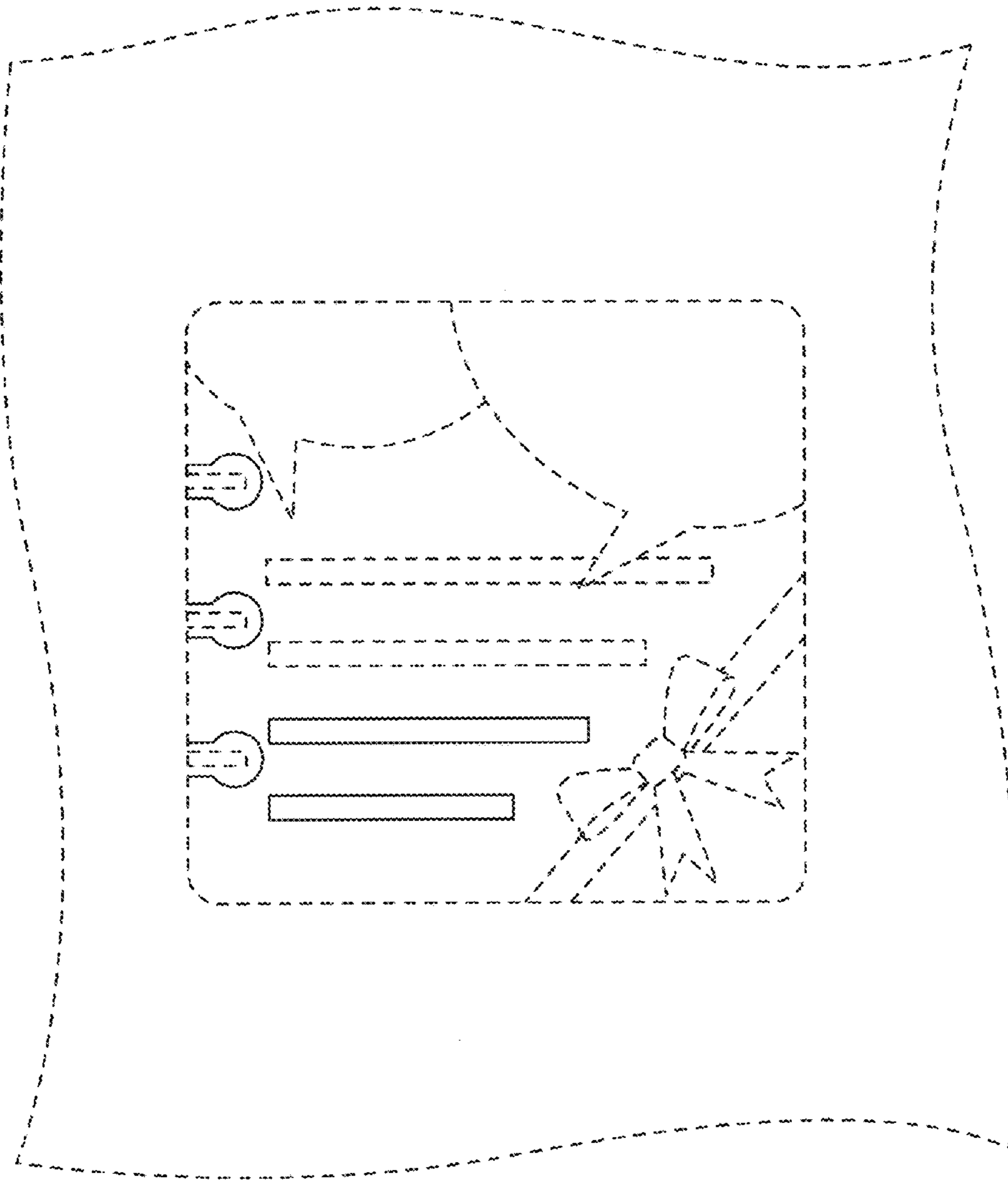


FIG. 3




FIG. 4

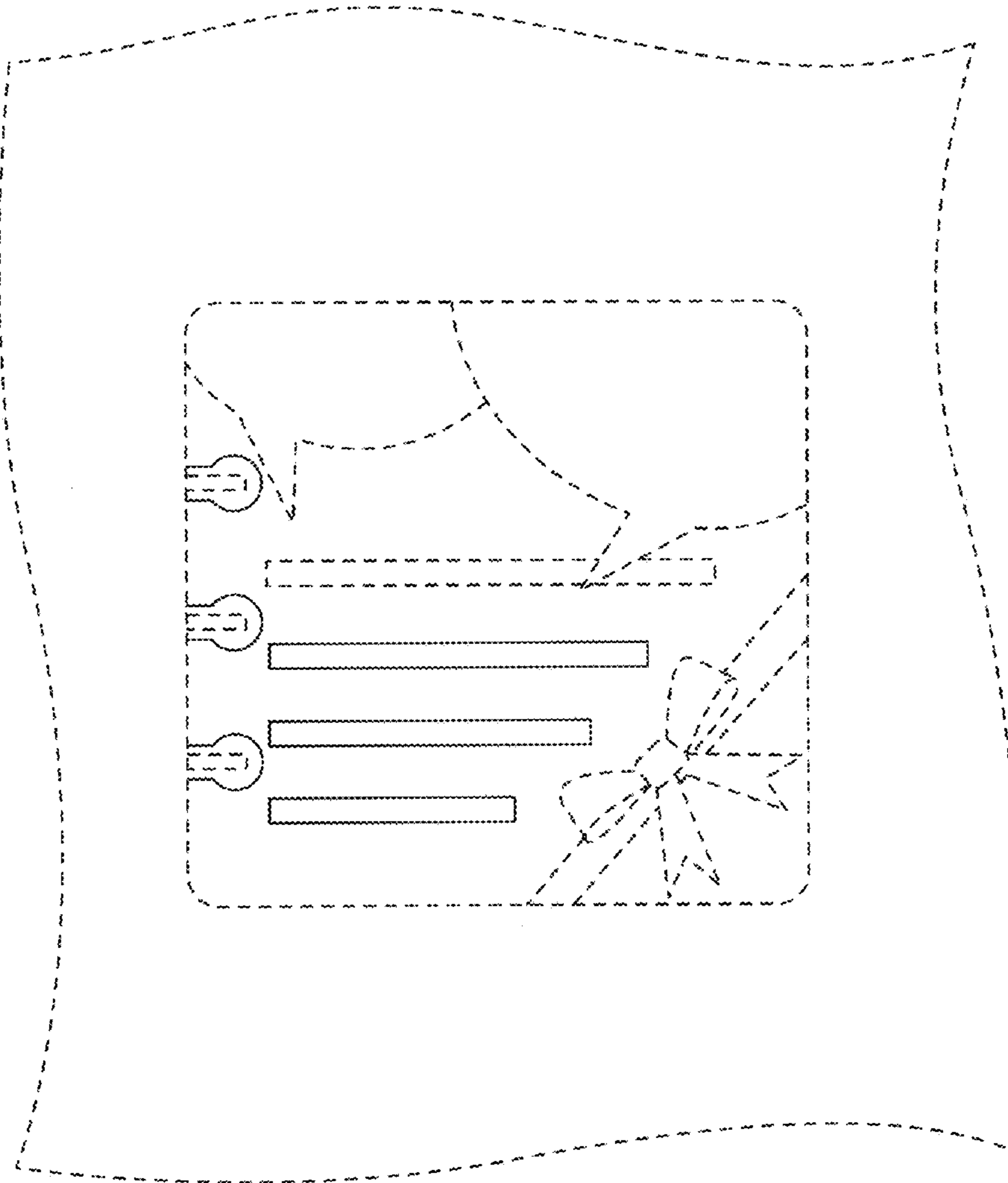


FIG. 5




FIG. 6

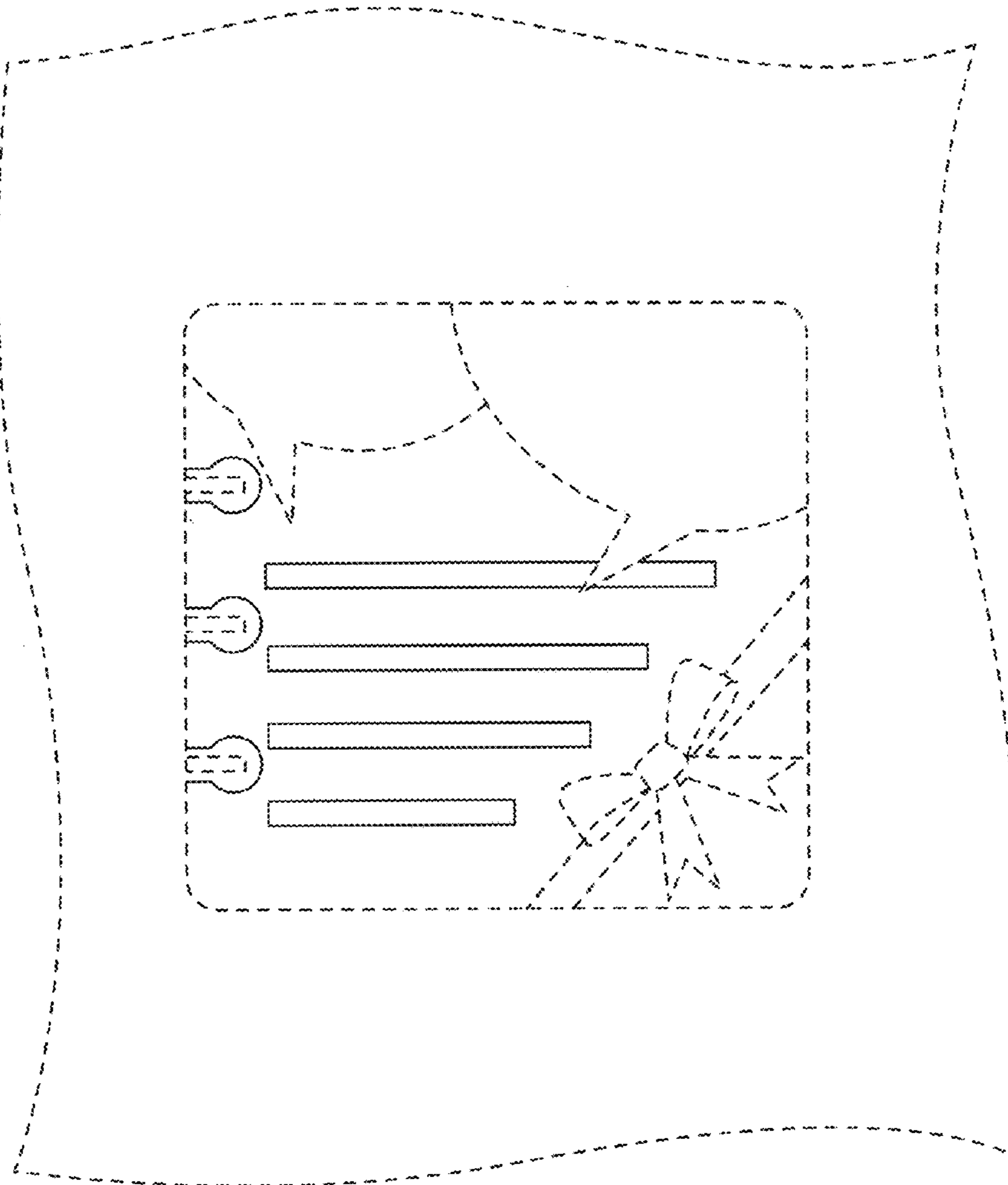


FIG. 7




FIG. 8

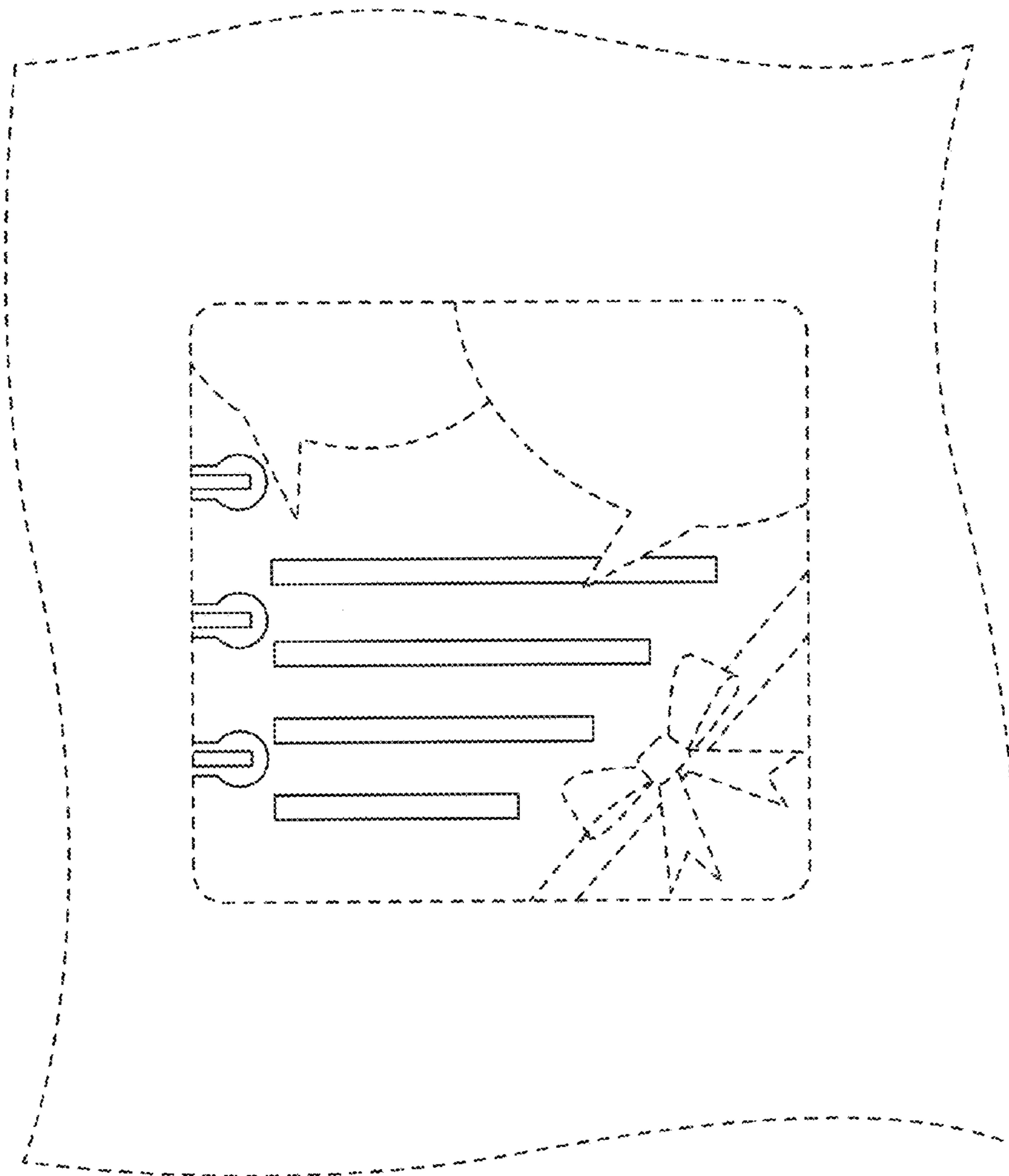


FIG. 9




FIG. 10