



US00D765681S

(12) **United States Design Patent**
Nagel et al.

(10) **Patent No.:** **US D765,681 S**
(45) **Date of Patent:** **** Sep. 6, 2016**

- (54) **PORTION OF A DISPLAY PANEL WITH AN ANIMATED COMPUTER ICON**
- (71) Applicant: **Google Inc.**, Mountain View, CA (US)
- (72) Inventors: **Jens Nagel**, Sunnyvale, CA (US);
Jessica Huang, Oakland, CA (US);
Rachel Garb, Mountain View, CA (US)
- (73) Assignee: **Google Inc.**, Mountain View, CA (US)
- (**) Term: **14 Years**
- (21) Appl. No.: **29/452,820**
- (22) Filed: **Apr. 22, 2013**
- (51) **LOC (10) Cl.** **14-04**
- (52) **U.S. Cl.**
USPC **D14/486**
- (58) **Field of Classification Search**
USPC D14/485-495
CPC G06F 3/048; G06F 9/4828; G05B
2219/25039; G05B 2219/25126; G05B
2219/25251; G05B 2219/15049; G05B
2219/15034; G05B 2219/15063; G05B
2219/15094; G05B 2219/32128; G05B
2219/35488; G05B 2219/13144; G04C 23/00
See application file for complete search history.

- (56) **References Cited**
U.S. PATENT DOCUMENTS
2,195,298 A * 3/1940 Farrell G04C 23/00
200/37 R
2,301,942 A * 11/1942 Gallagher G04C 23/00
200/39 A
2,311,649 A * 2/1943 Elliott G04C 23/00
200/37 R
D145,610 S * 9/1946 Banick D10/1
5,757,371 A * 5/1998 Oran G06F 3/0482
715/779
D687,047 S * 7/2013 Hales, IV D14/485
D688,270 S * 8/2013 Jang D14/492
D699,749 S * 2/2014 Pearson D14/488

- D699,750 S * 2/2014 Pearson D14/488
- D710,367 S * 8/2014 Quattrocchi D14/485
- D711,912 S * 8/2014 Alldredge D14/489
- D712,422 S * 9/2014 Anzures D14/486
- D731,529 S * 6/2015 Cavander D14/488
- D739,425 S * 9/2015 Shawki D14/486
- D739,872 S * 9/2015 Bang D14/488
- D744,535 S * 12/2015 Shin D14/489
- D745,015 S * 12/2015 Wang D14/485
- 2004/0027396 A1 * 2/2004 Lection G06F 3/04847
715/863
- 2015/0058793 A1 * 2/2015 Lee G06F 3/04883
715/784

* cited by examiner

Primary Examiner — Barbara Fox

(74) Attorney, Agent, or Firm — Fish & Richardson P.C.

(57) **CLAIM**

The ornamental design for a portion of a display panel with an animated computer icon, substantially as shown and described.

DESCRIPTION

FIG. 1 is a front view of a first image in a sequence of a portion of a display panel with an animated graphical user interface, showing our design.

FIG. 2 is a second image thereof.

FIG. 3 is a third image thereof.

FIG. 4 is a fourth image thereof.

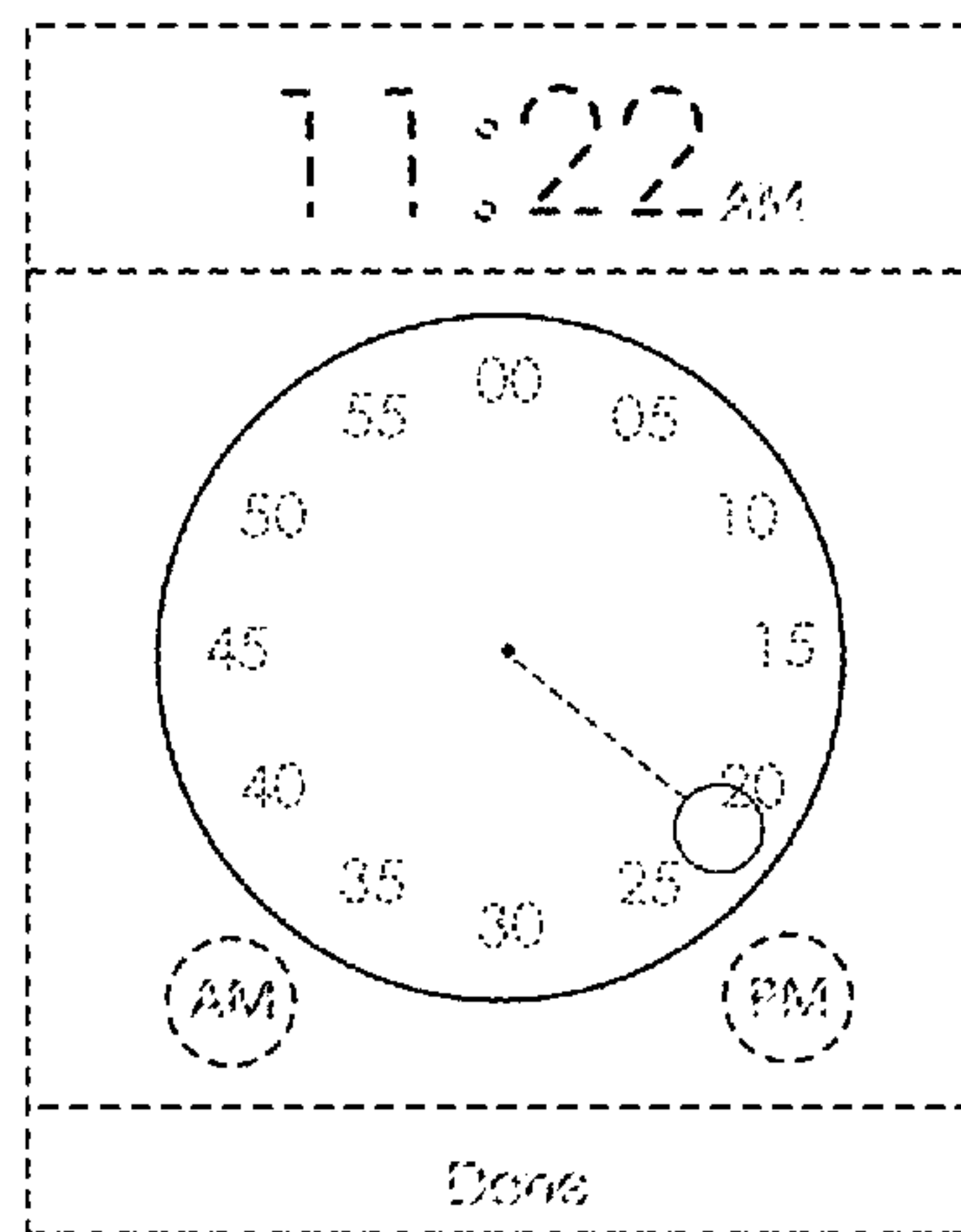
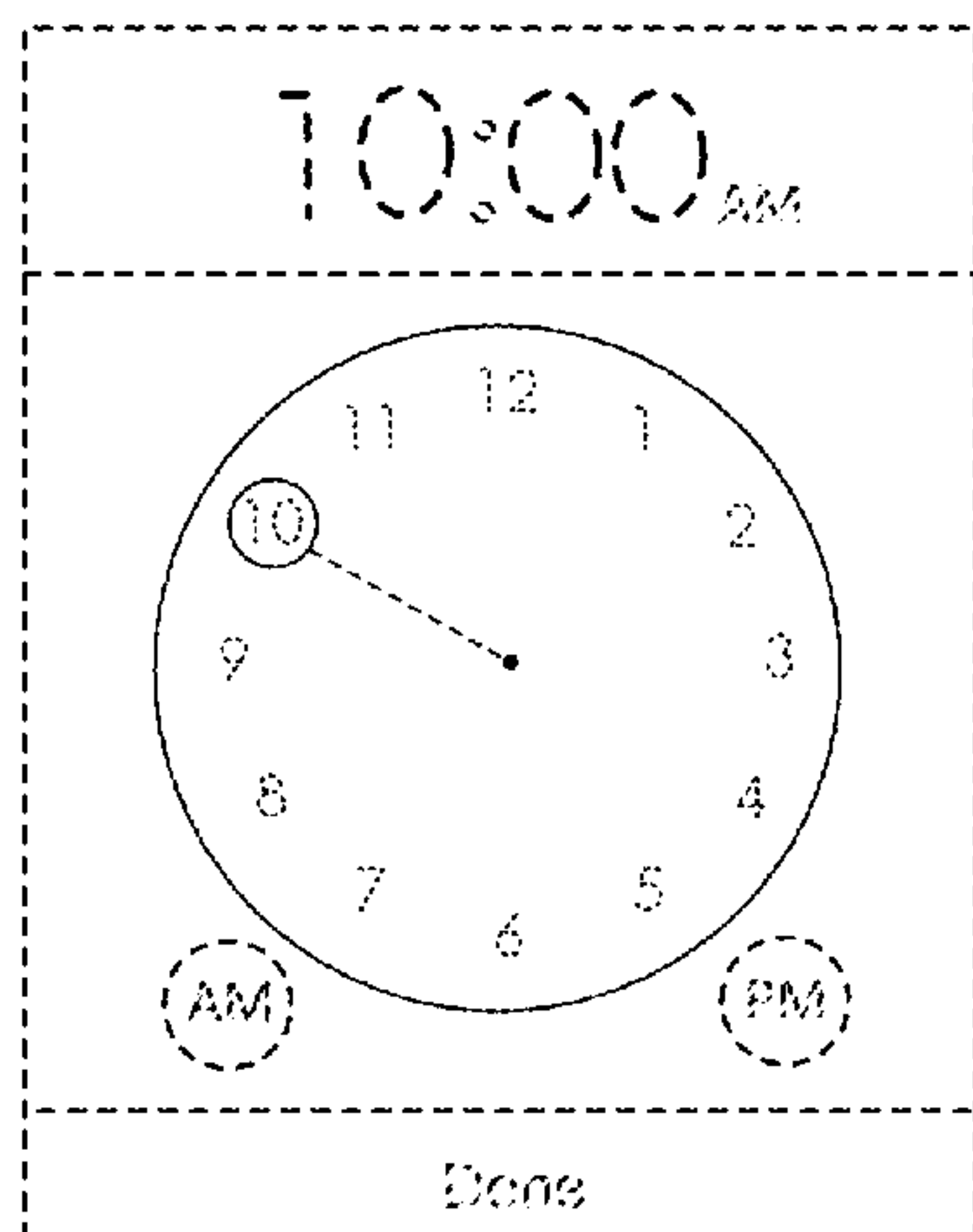
FIG. 5 is a fifth image thereof; and,

FIG. 6 is a sixth image thereof.

The appearance of the animated image sequentially transitions between the images shown in FIGS. 1-6. The process or period in which one image transitions to another image forms no part of the claimed design.

The outermost broken line in each figure illustrates the display panel portion (such as of a mobile device). The remaining broken lines illustrate portions of the animated graphical user interface. The broken lines form no part of the claimed design.

1 Claim, 2 Drawing Sheets






FIG. 1

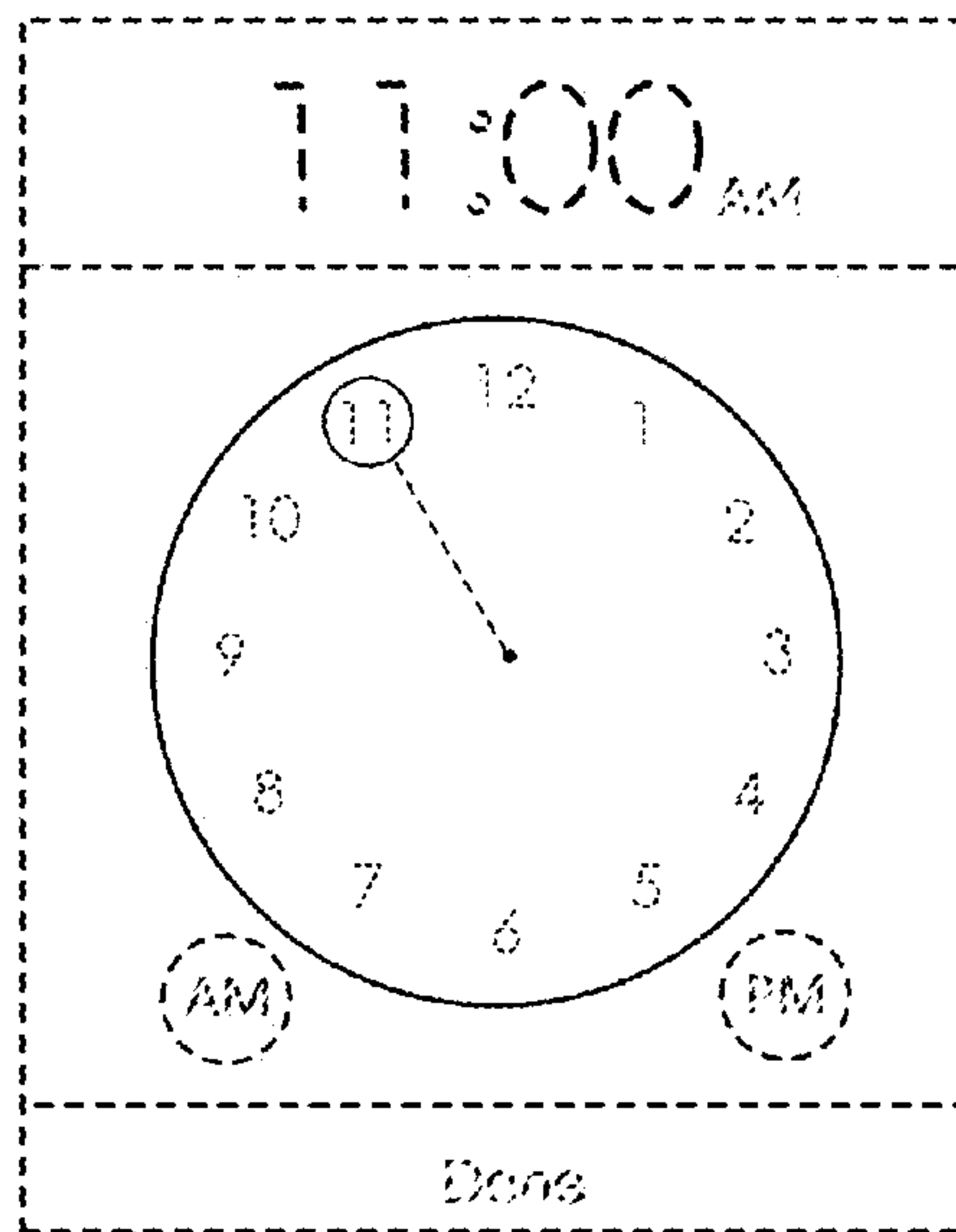


FIG. 2

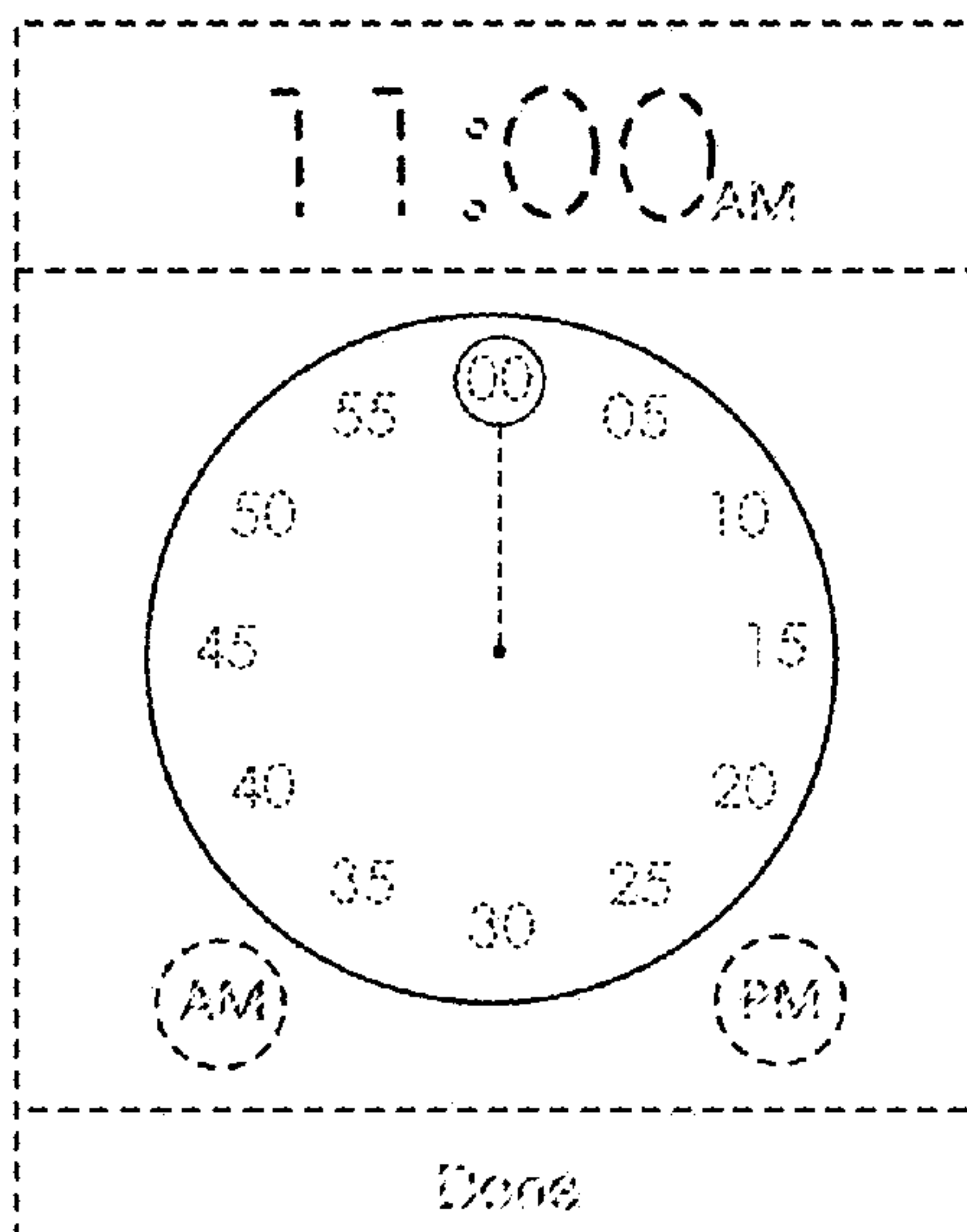


FIG. 3

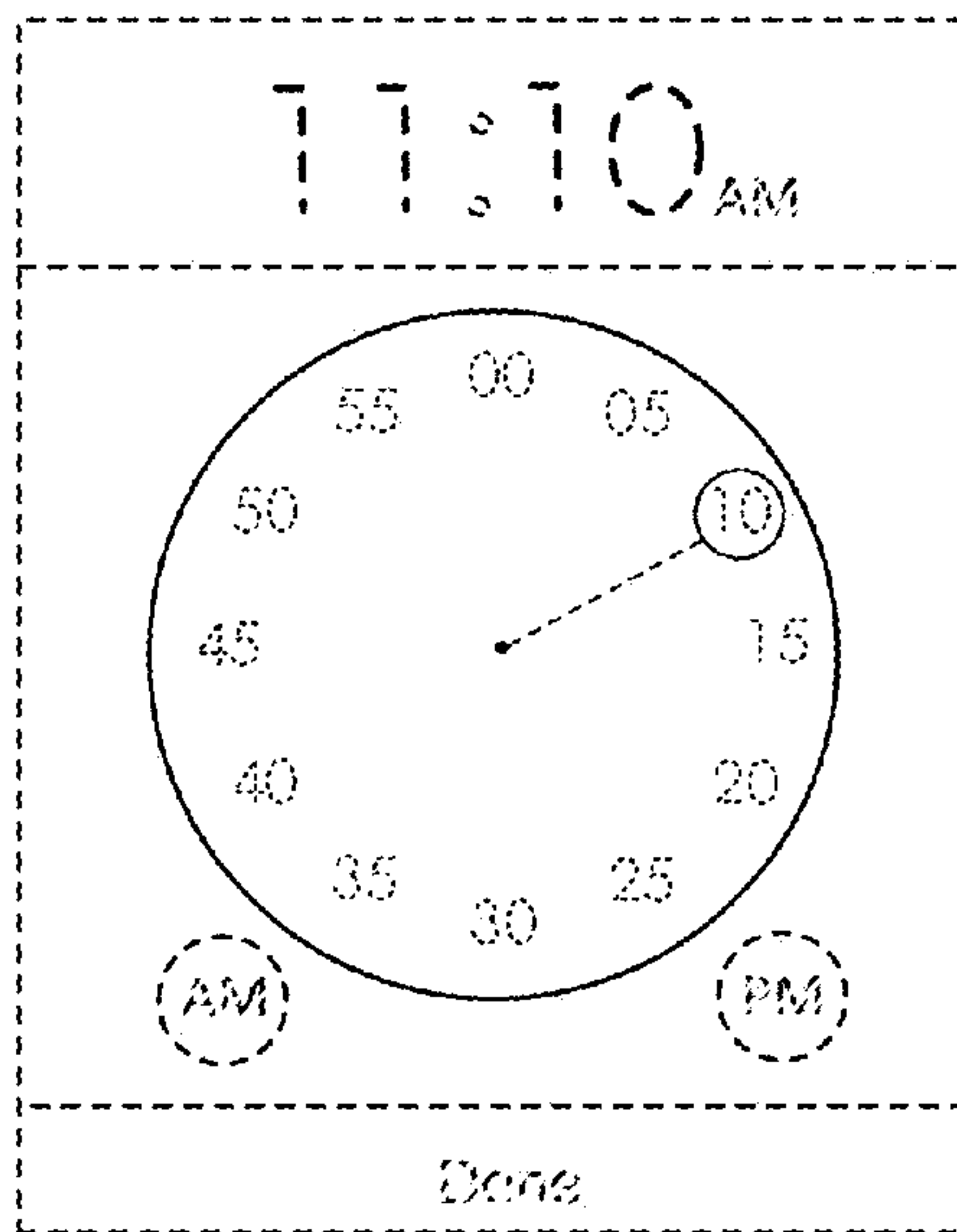


FIG. 4

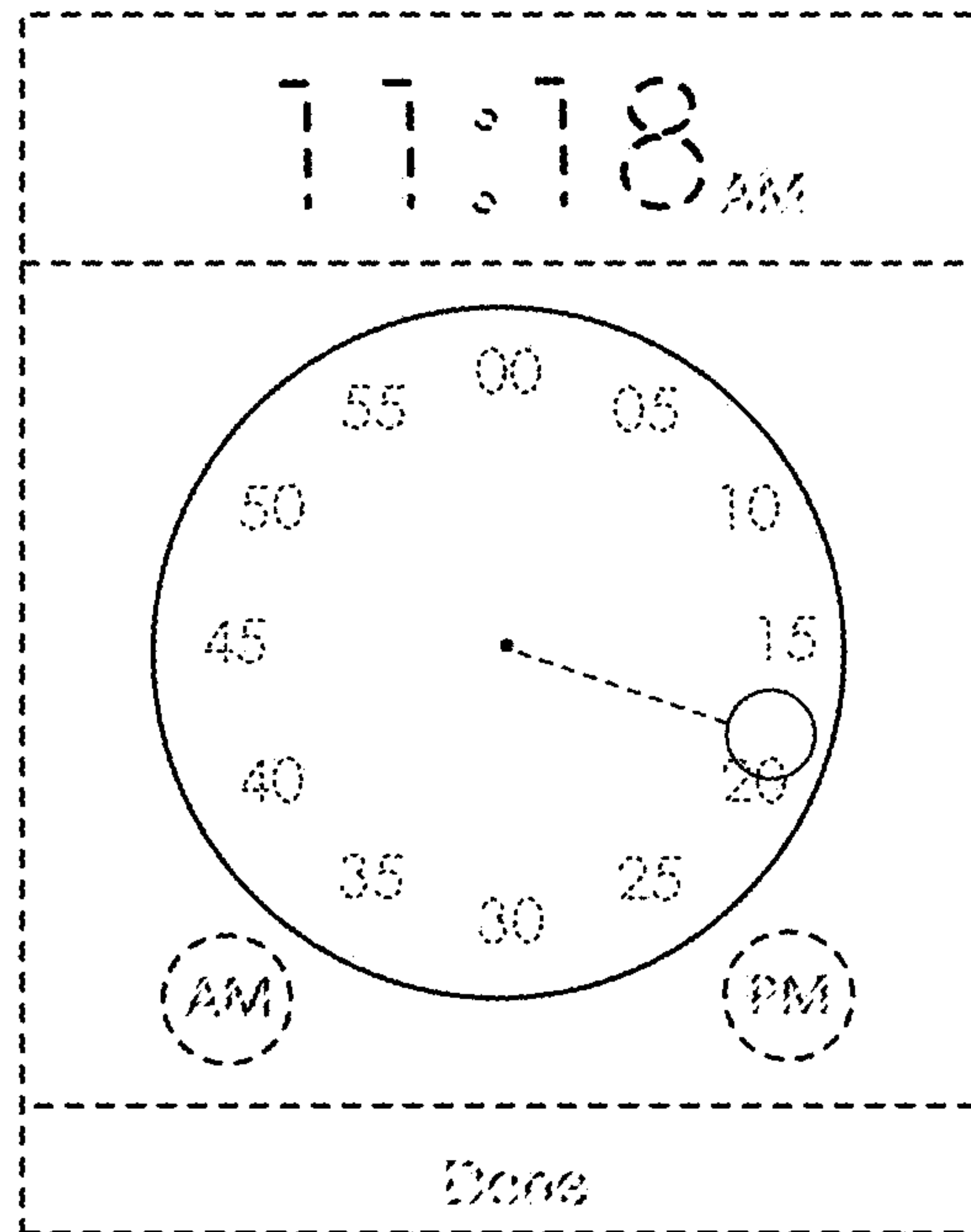


FIG. 5

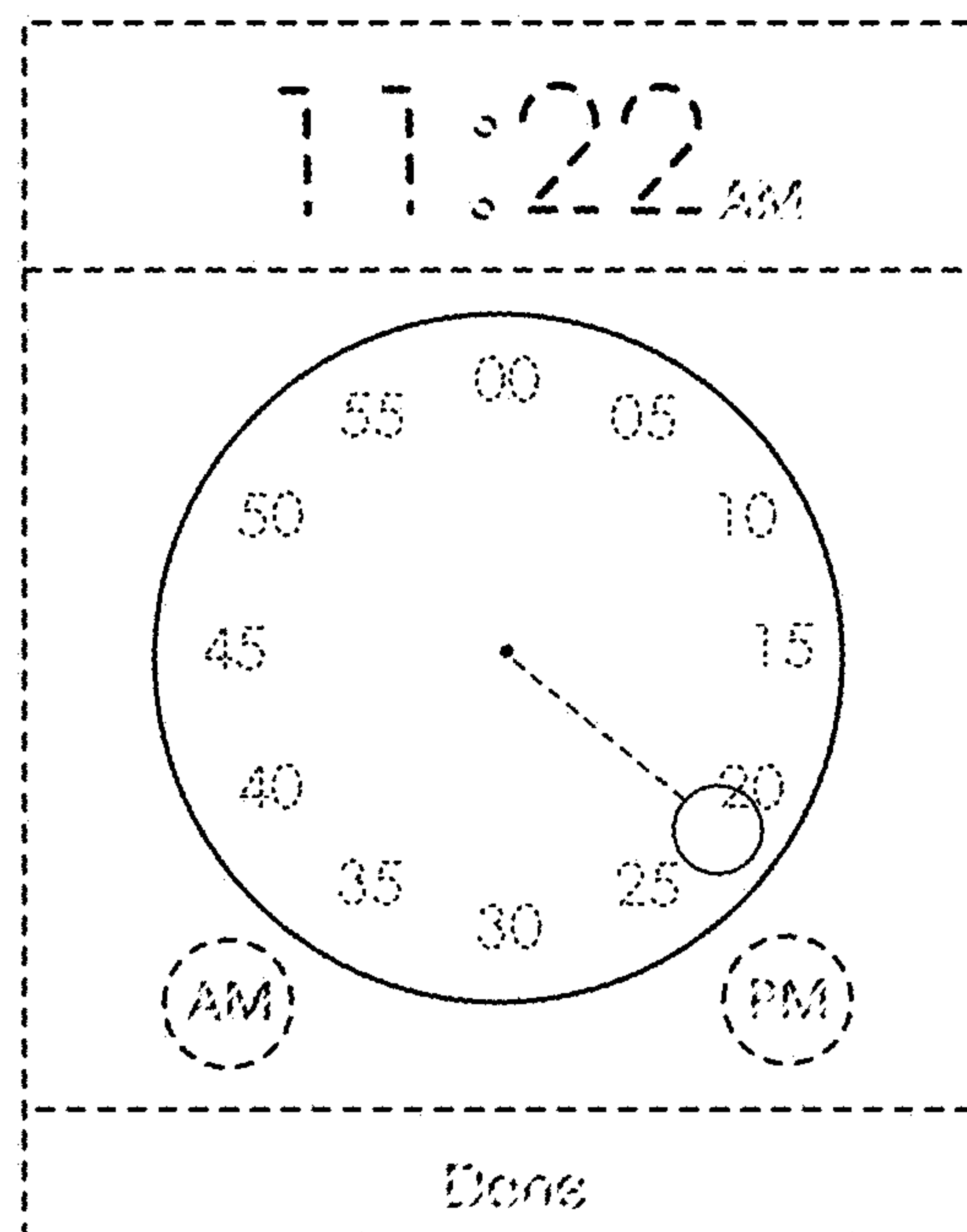


FIG. 6