



US00D765657S

(12) **United States Design Patent** (10) **Patent No.:** **US D765,657 S**  
**Lucaci et al.** (45) **Date of Patent:** **\*\* Sep. 6, 2016**

(54) **INFORMATION HANDLING SYSTEM**

33/128; G11B 33/08; G11B 33/02  
See application file for complete search history.

(71) Applicant: **Dell Products L.P.**, Round Rock, TX (US)

(56) **References Cited**

(72) Inventors: **Iulius Lucaci**, Evanston, IL (US);  
**Brian Hargrove Leonard**, Austin, TX (US); **Sung Kyun Bai**, Austin, TX (US); **Cheng-Chia Chiu**, New Taipei (TW)

U.S. PATENT DOCUMENTS

6,549,398 B2 *	4/2003	Chen	.....	G06F 1/184 312/223.1
D544,478 S *	6/2007	Lai	.....	D14/349
D545,306 S *	6/2007	Lauffer	.....	D14/349
D625,718 S *	10/2010	Lee	.....	D14/349
D647,088 S *	10/2011	Chen	.....	D14/349
D647,089 S *	10/2011	Chen	.....	D14/349

(73) Assignee: **Dell Products L.P.**, Round Rock, TX (US)

\* cited by examiner

(\*\*) Term: **15 Years**

*Primary Examiner* — Freda S Nunn

(21) Appl. No.: **29/535,442**

(74) *Attorney, Agent, or Firm* — Terrile, Cannatti, Chambers & Holland, LLP; Stephen A. Terrile

(22) Filed: **Aug. 6, 2015**

(51) **LOC (10) Cl.** ..... **14-02**

(52) **U.S. Cl.**

USPC ..... **D14/349**

(57) **CLAIM**

We claim the ornamental design for an information handling system, as shown and described.

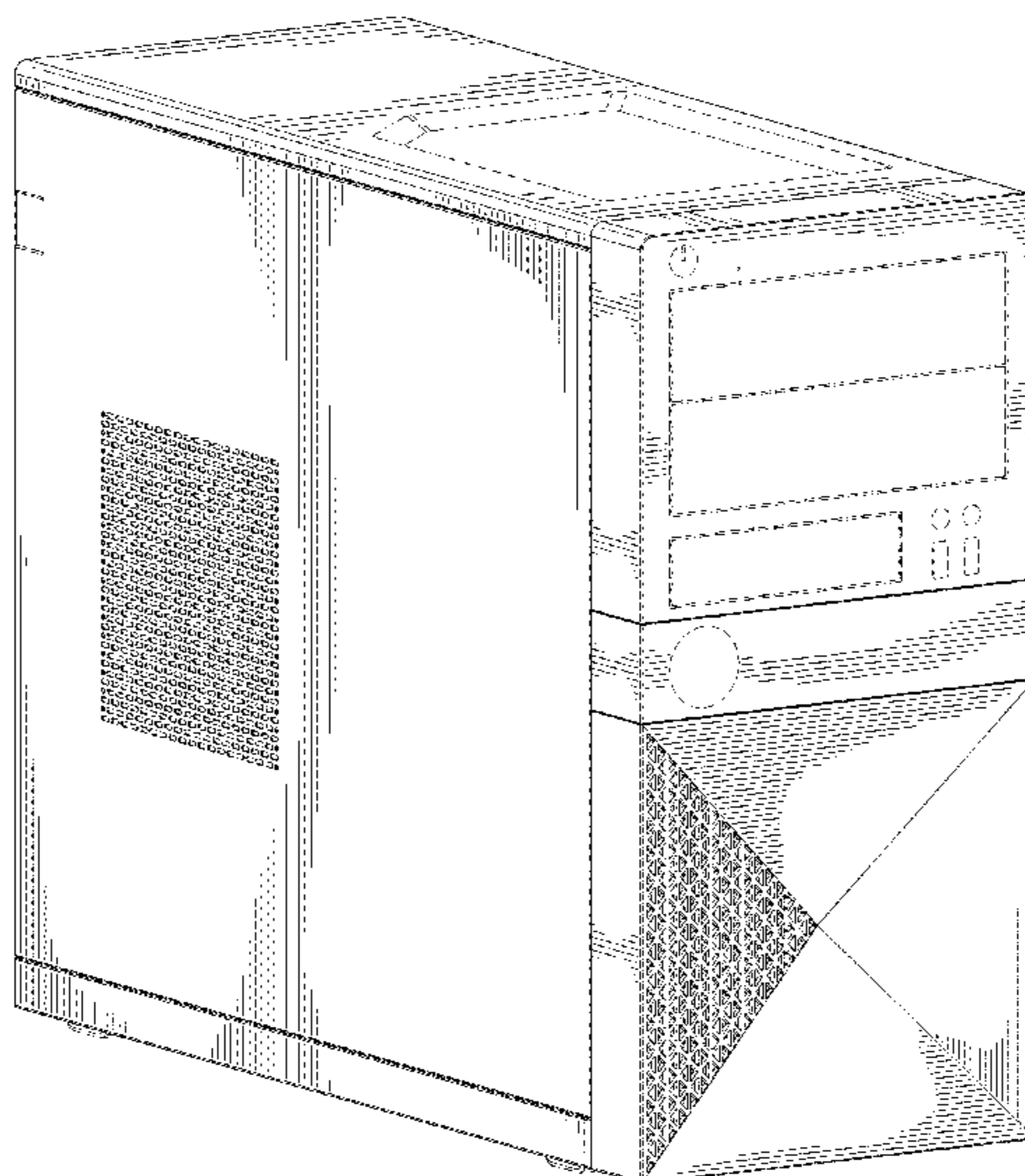
(58) **Field of Classification Search**

USPC ..... D14/240, 300, 301, 308, 313, 314,  
D14/348–356, 364–368, 441–446, 188;  
D13/123, 158, 162, 184, 199;  
312/223.1–223.3, 351.11;  
360/99.01–99.12; 369/34.01–36.01;  
361/679.31–679.33, 679.37, 679.39,  
361/679.46, 679.53, 679.4, 679.41, 727  
CPC ..... G06F 1/20; G06F 1/181; G06F 1/187;  
G06F 1/183; G06F 1/184; H05K 7/16;  
H05K 7/1424; H05K 7/1409; H05K 7/20;  
H05K 7/20545; H05K 7/20727; H05K  
7/1425; H05K 7/1488; H05K 7/183; H05K  
7/14; H05H 7/20; G11B 33/126; G11B

**DESCRIPTION**

FIG. 1 is a front perspective view of an information handling system comprising the present invention;  
FIG. 2 is a front view thereof;  
FIG. 3 is a rear view thereof;  
FIG. 4 is a right side view thereof;  
FIG. 5 is a left side view thereof;  
FIG. 6 is a top view thereof; and,  
FIG. 7 is a bottom view thereof.  
Broken lines shown in the drawings illustrate portions of the information handling system, and form no part of the claimed design.

**1 Claim, 7 Drawing Sheets**



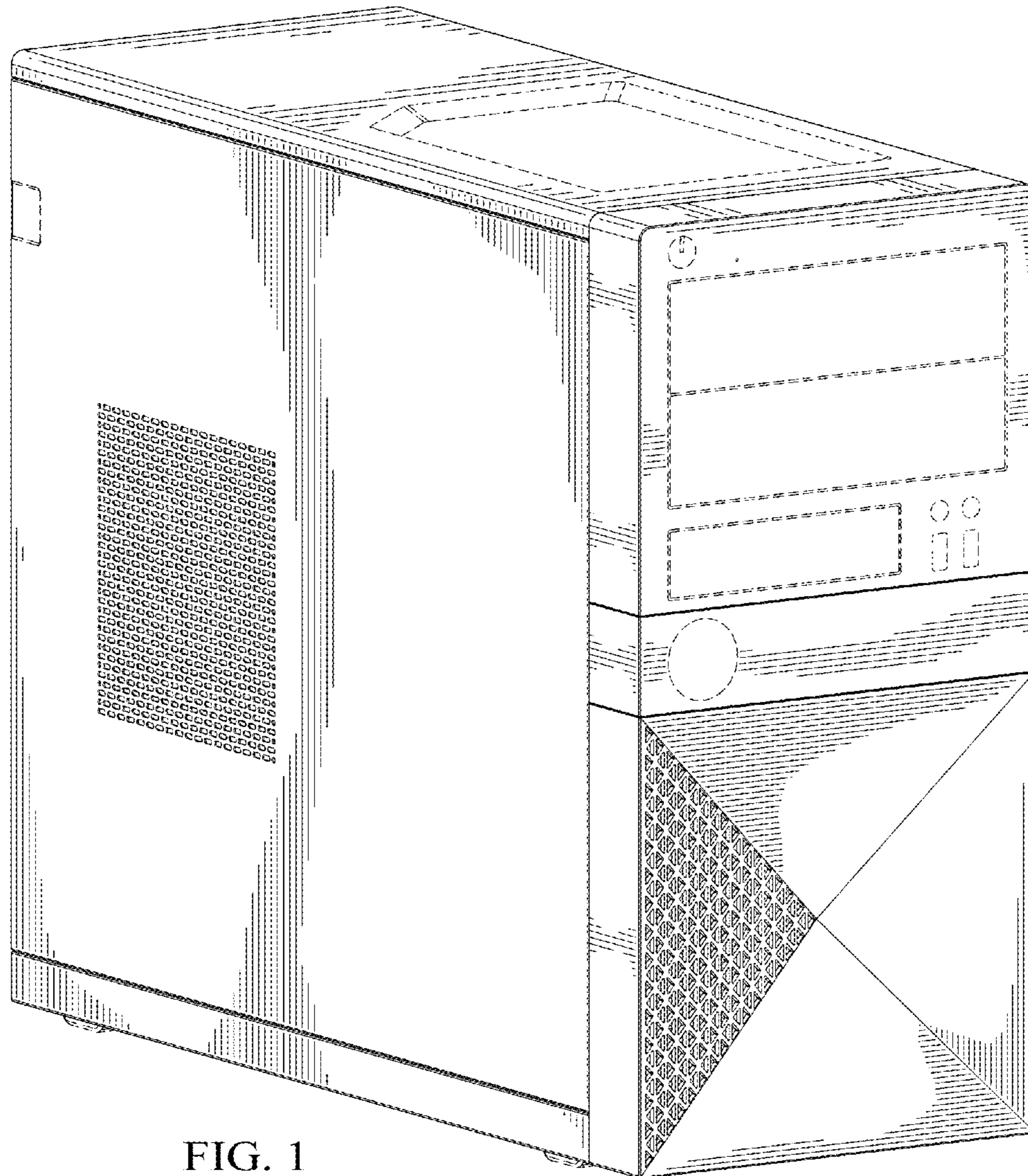


FIG. 1

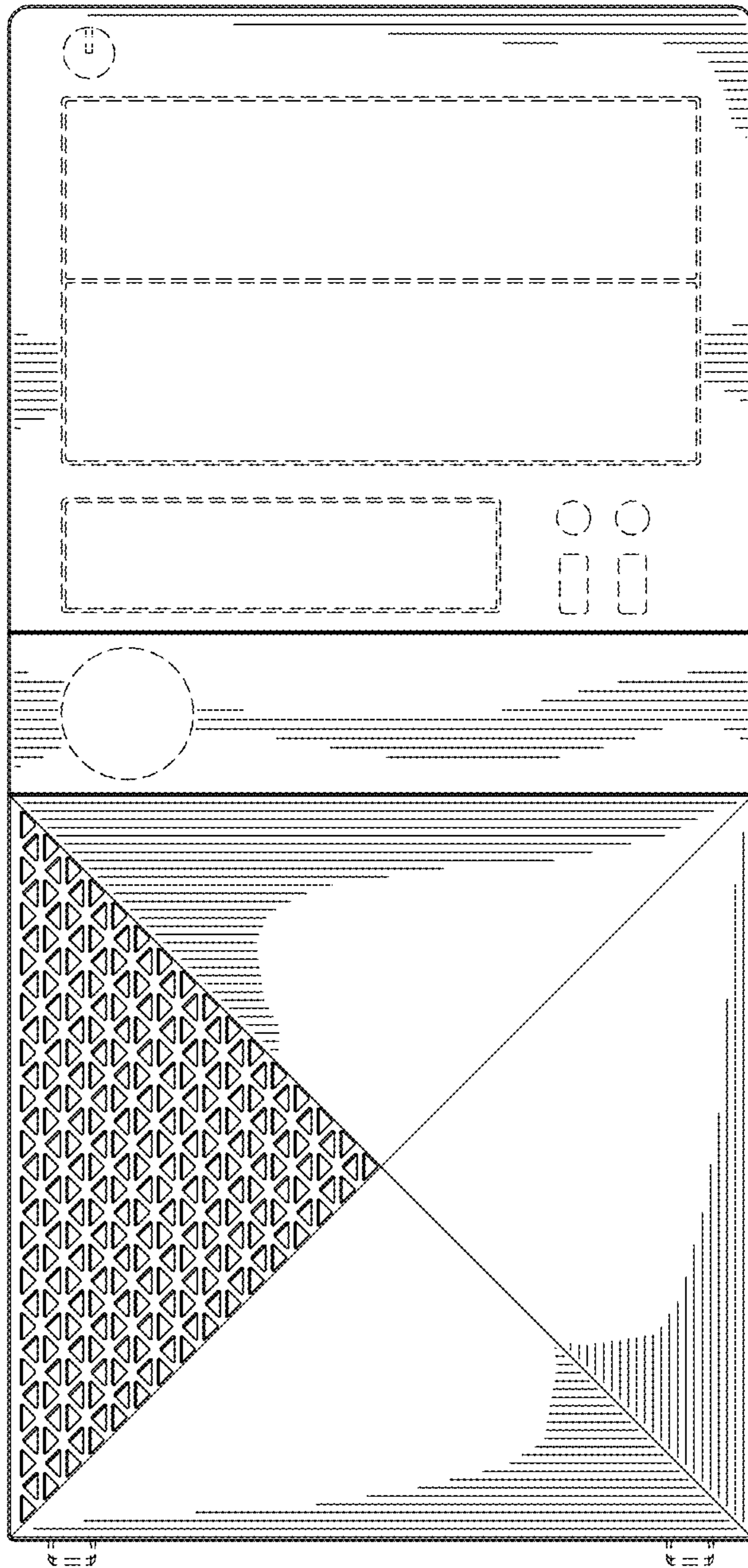


FIG. 2




FIG. 3

FIG. 4





FIG. 5



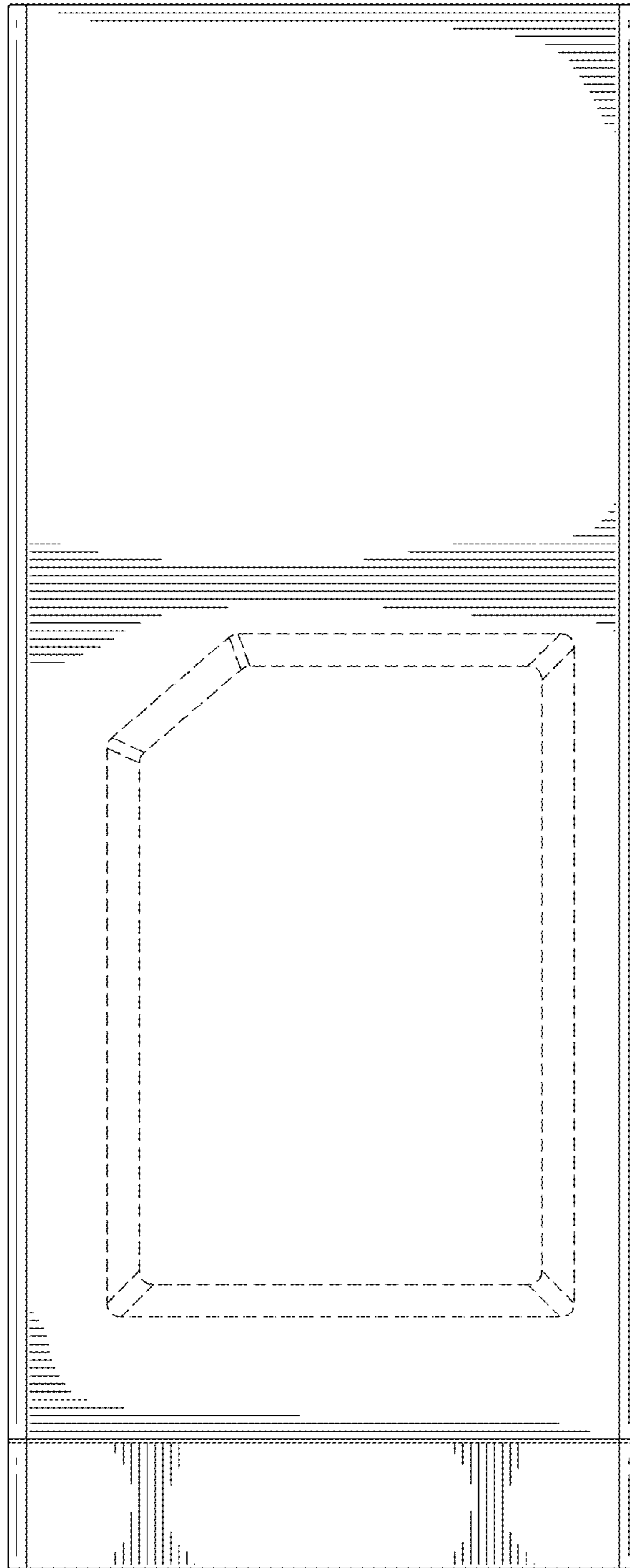


FIG. 6




FIG. 7